

District 2 Community Traffic Safety Program

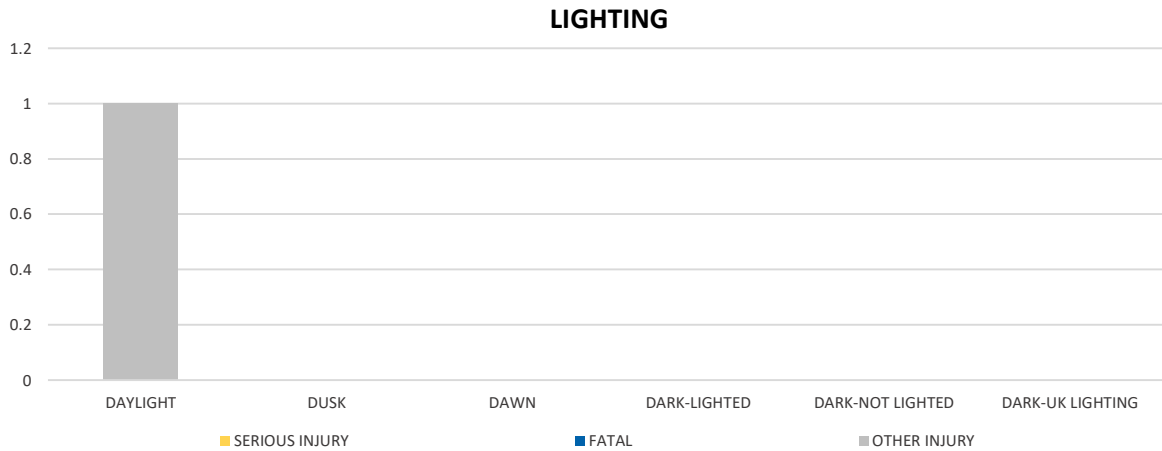
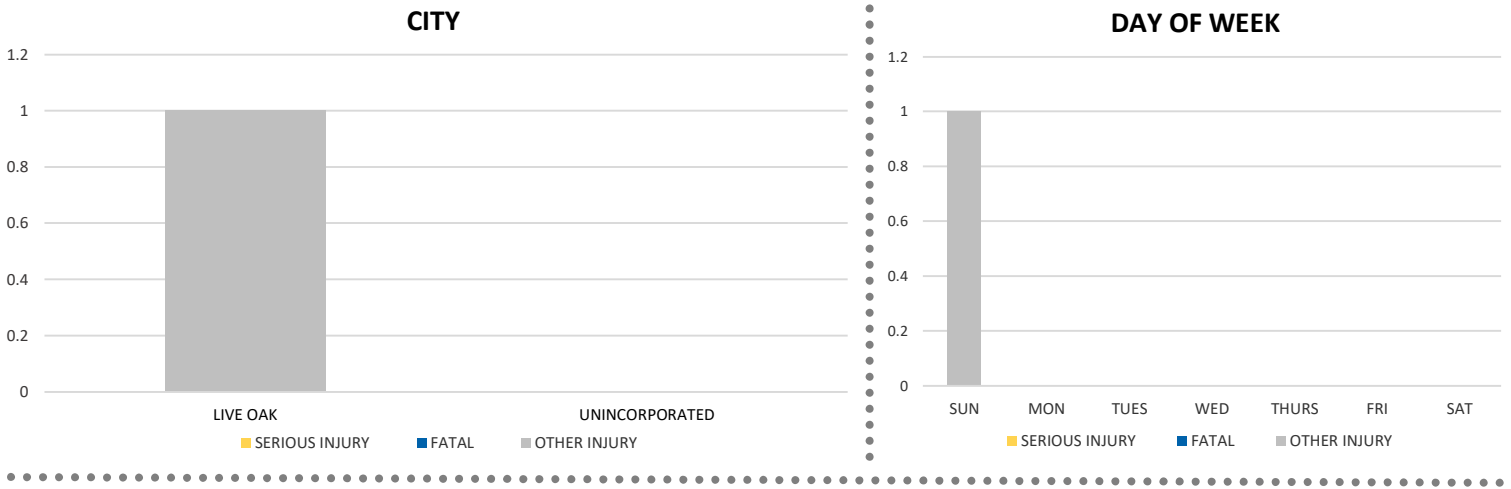
# SUWANNEE COUNTY

## 2021 Bicycle Crash Data Summary



SUWANNEE COUNTY						DISTRICT 2	
Severity	Fatal	Incapacitating Injury	Non-Incapacitating Injury	Possible Injury	No Injury/Property Damage Only*	Total	
Crashes	0	0	0	1	2	3	577
People Injured	0	0	0	1	N/A	1	500

**Note:** Crash severity is determined from the highest injury type in the crash (i.e. if a crash had both a fatal and a serious it is determined to be a fatal crash).



	Daylight	NOT Daylight
All Bicycle Crashes	33.3%	66.7%
Fatal or Incapacitating Bicycle Crashes	0.0%	0.0%

NOTE: Fatal/Serious/Other Injury in bar graphs indicates persons not crashes.  
 SOURCES: 2021 CARS data (unofficial at time of report)

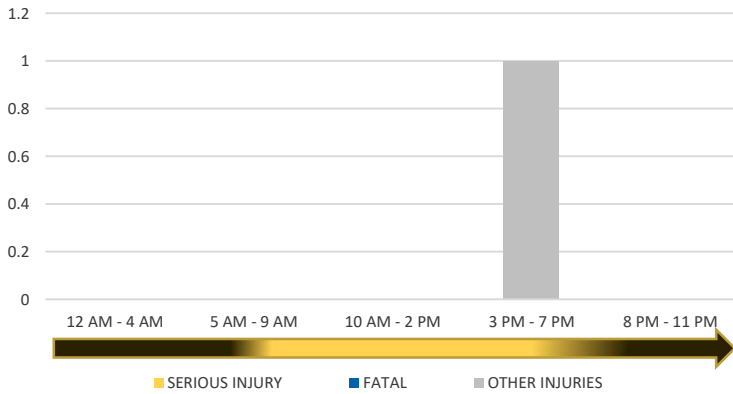
District 2 Community Traffic Safety Program

# SUWANNEE COUNTY

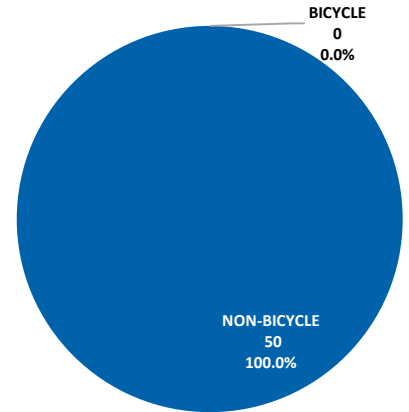
## 2021 Bicycle Crash Data Summary



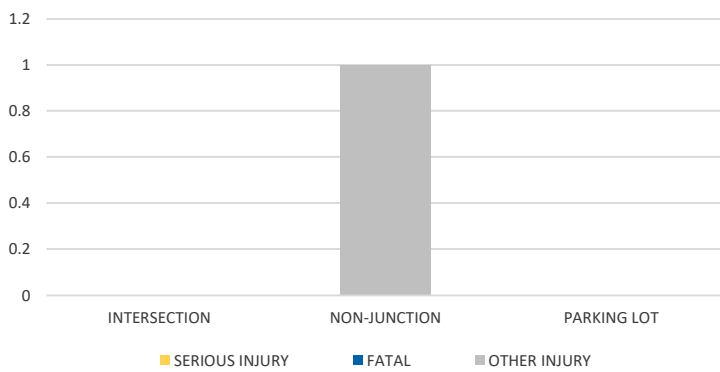
**TIME OF DAY**



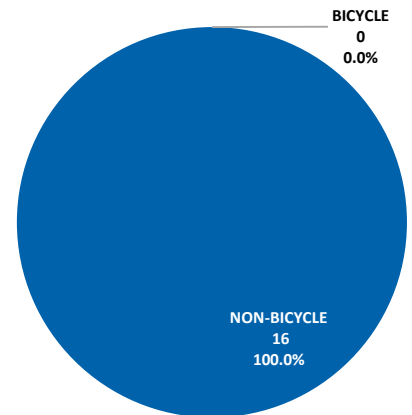
**BICYCLE SERIOUS INJURY CRASHES VS TOTAL SERIOUS INJURY CRASHES**



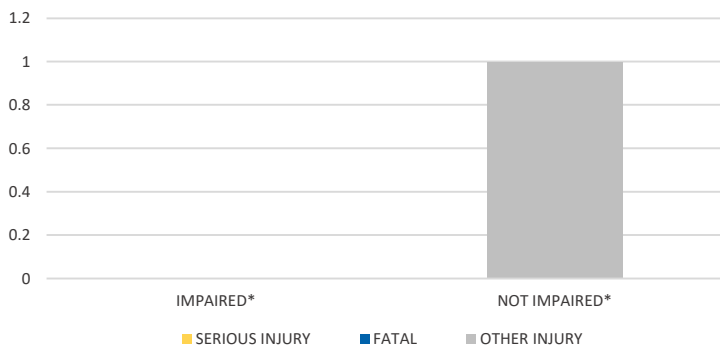
**LOCATION ON ROADWAY**



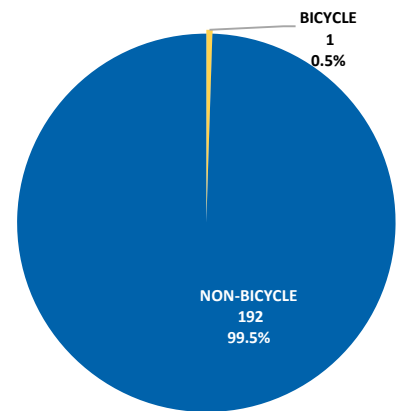
**BICYCLE FATAL CRASHES VS TOTAL FATAL CRASHES**



**IMPAIRED**



**BICYCLE OTHER INJURY CRASHES VS TOTAL OTHER INJURY CRASHES**



\*Involving alcohol and/or drugs by bicyclist and/or driver.