

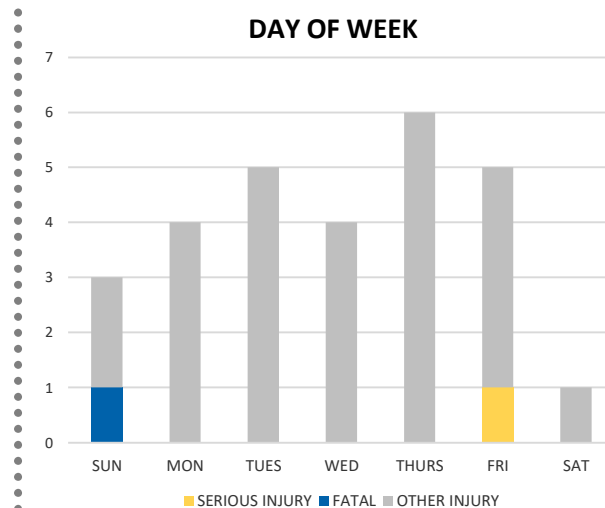
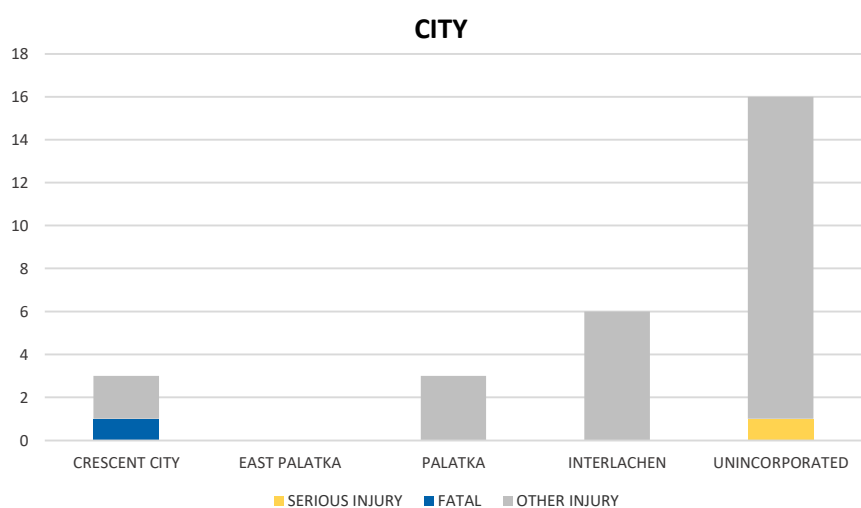
District 2 Community Traffic Safety Program

PUTNAM COUNTY 2021 Work Zone Crash Data Summary

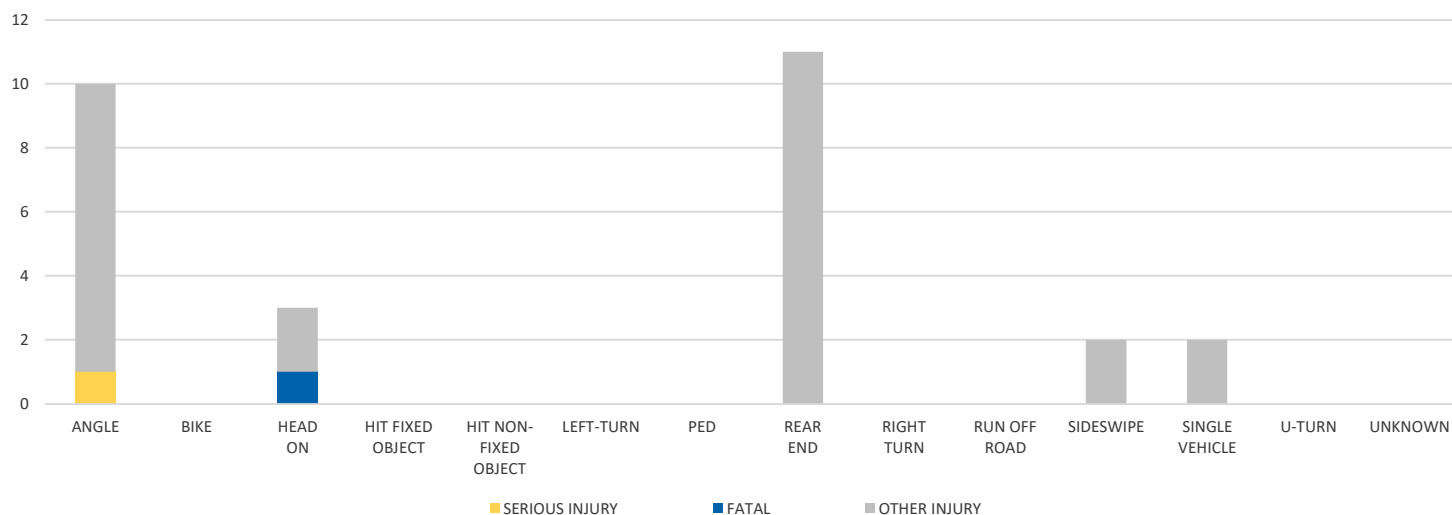


PUTNAM COUNTY						DISTRICT 2	
Severity	Fatal	Incapacitating Injury	Non-Incapacitating Injury	Possible Injury	No Injury/Property Damage Only*	Total	
Crashes	1	1	7	8	37	54	1,219
People Injured	1	1	11	15	N/A	28	525

Note: Crash severity is determined from the highest injury type in the crash (i.e. if a crash had both a fatal and a serious it is determined to be a fatal crash).



CRASH TYPE



NOTE: Fatal/Serious/Other Injury in bar graphs indicates persons not crashes.
SOURCE: 2021 CARS data (unofficial at time of report)

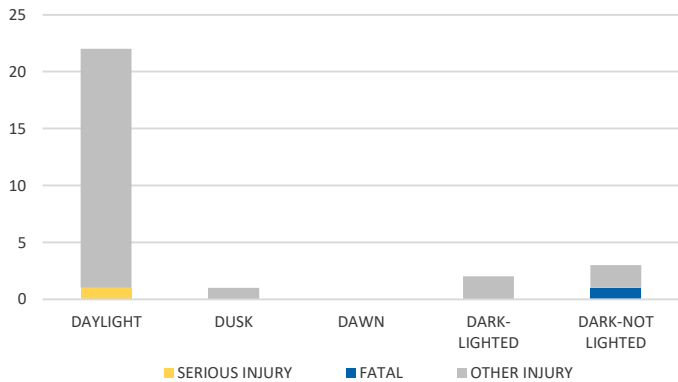
DATE GENERATED: 12/22/21

District 2 Community Traffic Safety Program

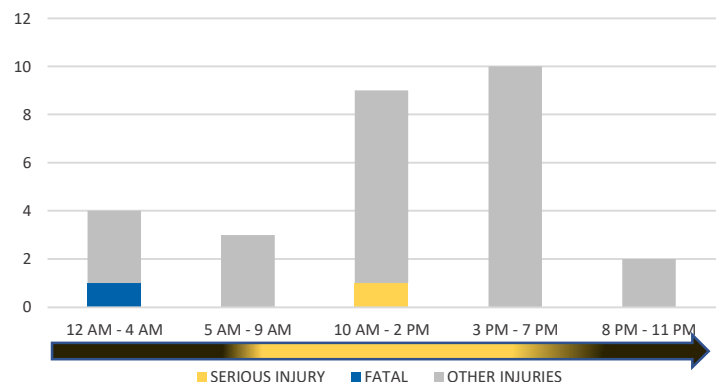
PUTNAM COUNTY 2021 Work Zone Crash Data Summary



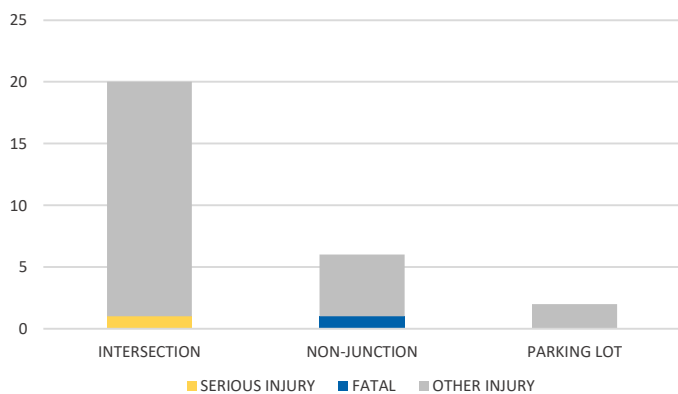
LIGHTING



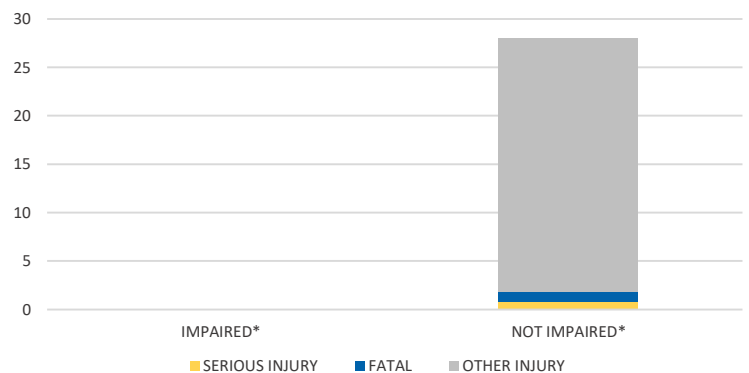
TIME OF DAY



LOCATION ON ROADWAY



IMPAIRED



*Involving alcohol and/or drugs by either driver.

COMMERCIAL MOTOR VEHICLE (CMV) CRASHES VS TOTAL CRASHES			
Severity	CMV	All	% CMV
Fatal	0	1	0%
Incapacitating Injury	0	1	0%
Non-Incapacitating Injury	1	7	14%
Possible Injury	1	8	13%
No Injury/Property Damage Only	5	37	14%
Total	7	54	13%

NOTE: Fatal/Serious/Other Injury in bar graphs indicates persons not crashes.
SOURCE: 2021 CARS data (unofficial at time of report)