

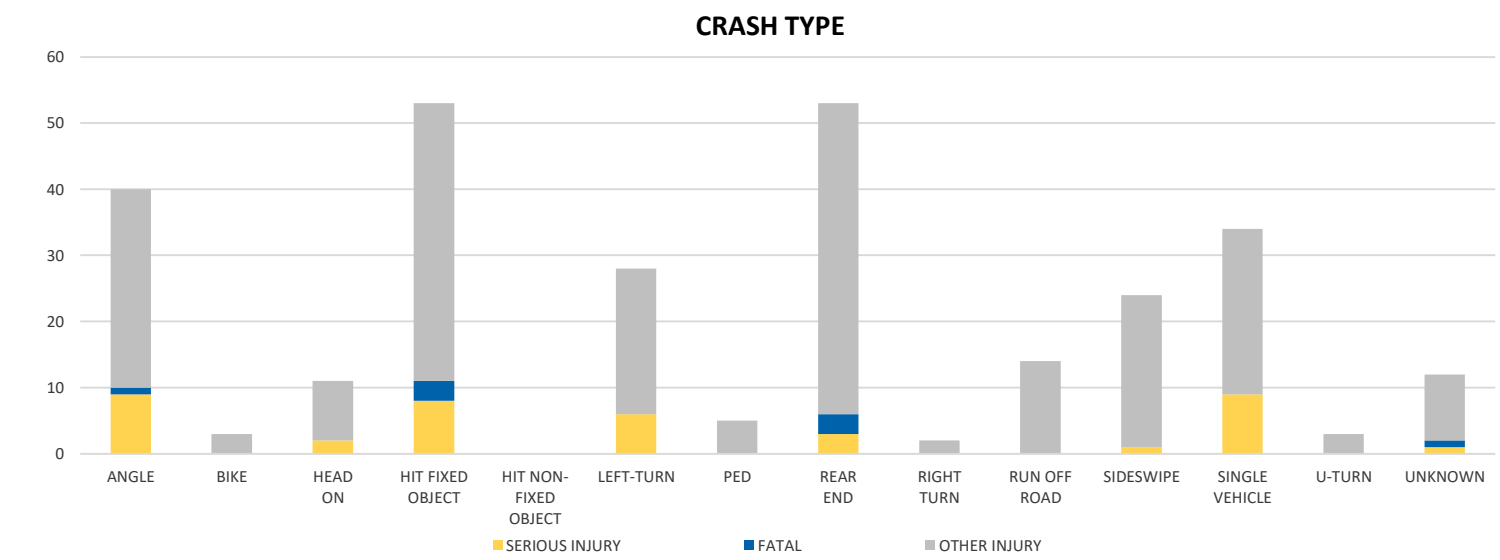
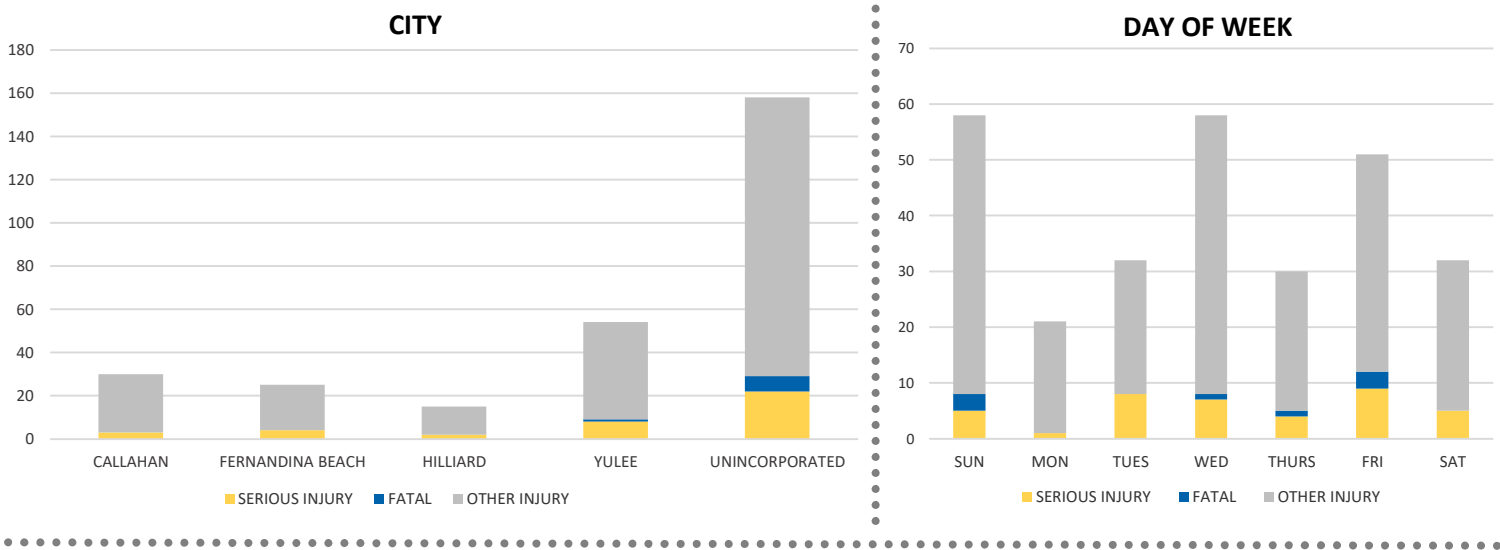
District 2 Community Traffic Safety Program

NASSAU COUNTY 2021 Lane Departure Crash Data Summary



Severity	Nassau County					District 2	
	Fatal	Incapacitating Injury	Non-Incapacitating Injury	Possible Injury	No Injury/Property Damage Only*	Total	
Crashes	8	27	67	81	561	744	26,257
People Injured	8	39	110	125	N/A	282	8,271

Note: Crash severity is determined from the highest injury type in the crash (i.e. if a crash had both a fatal and a serious it is determined to be a fatal crash).



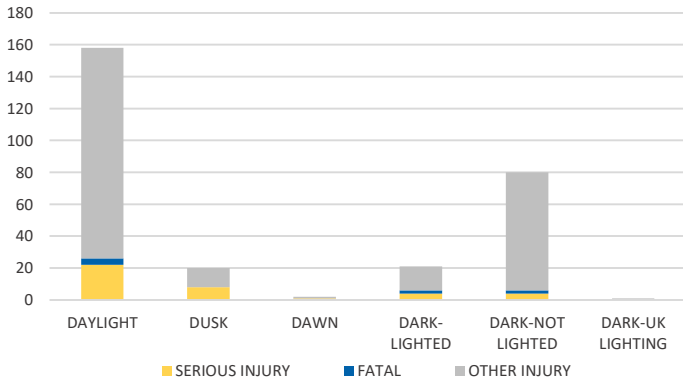
NOTE: Fatal/Serious/Other Injury in bar graphs indicates persons not crashes.
SOURCE: 2021 CARS data (unofficial at time of report)

District 2 Community Traffic Safety Program

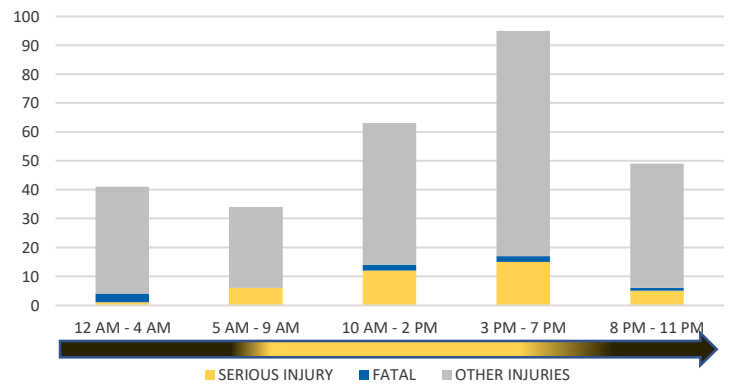
NASSAU COUNTY 2021 Lane Departure Crash Data Summary



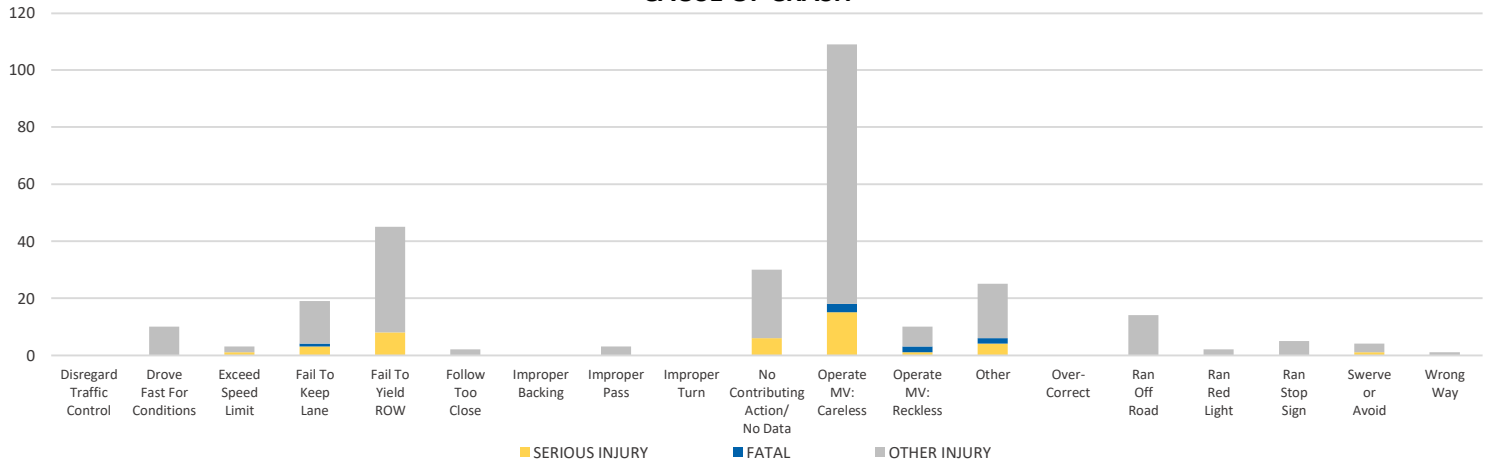
LIGHTING



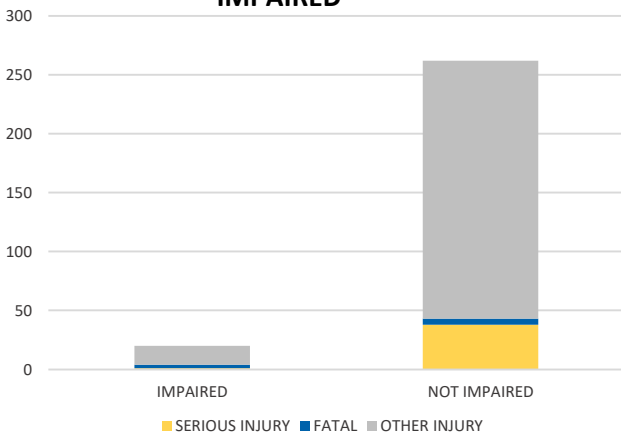
TIME OF DAY



CAUSE OF CRASH



IMPAIRED



ROAD CLASSIFICATION	2-LANE	MULTILANE	OTHER	TOTAL
INTERSTATE/EXPRESSWAY	N/A	90	N/A	90
URBAN	15	58	N/A	73
SUBURBAN	4	7	N/A	11
RURAL	3	18	N/A	21
PARKING LOT	N/A	N/A	144	144
UNDOCUMENTED	N/A	N/A	403	403
ON- & OFF-RAMP	N/A	N/A	2	2
TOTAL	22	173	549	744

NOTE: Fatal/Serious/Other Injury in bar graphs indicates persons not crashes.
SOURCE: 2021 CARS data (unofficial at time of report)