

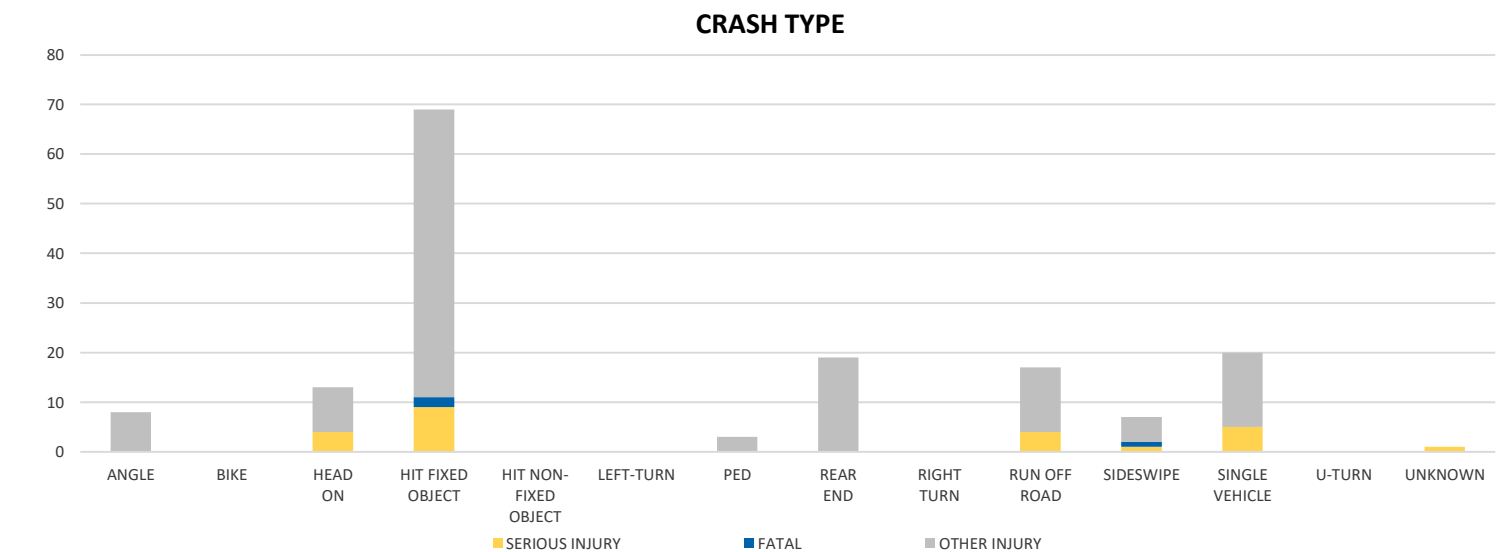
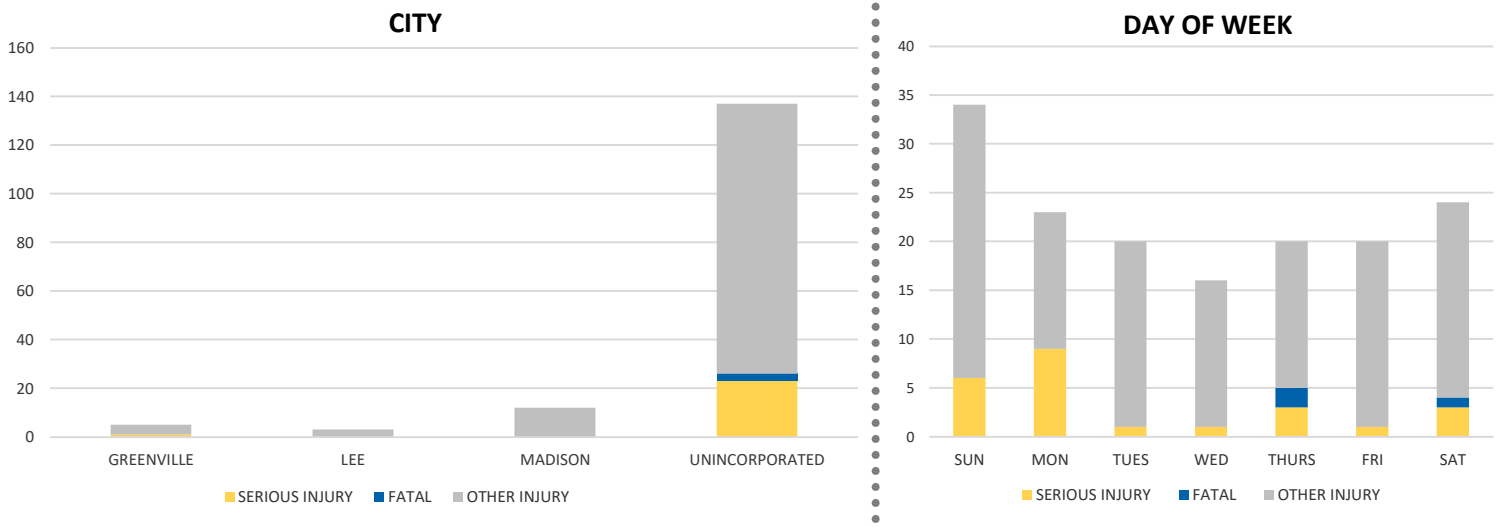
District 2 Community Traffic Safety Program

MADISON COUNTY 2021 Lane Departure Crash Data Summary



Severity	Madison County					District 2	
	Fatal	Incapacitating Injury	Non-Incapacitating Injury	Possible Injury	No Injury/Property Damage Only*	Total	
Crashes	3	17	55	29	242	346	26,257
People Injured	3	24	77	53	N/A	157	8,271

Note: Crash severity is determined from the highest injury type in the crash (i.e. if a crash had both a fatal and a serious it is determined to be a fatal crash).



NOTE: Fatal/Serious/Other Injury in bar graphs indicates persons not crashes.
SOURCE: 2021 CARS data (unofficial at time of report)

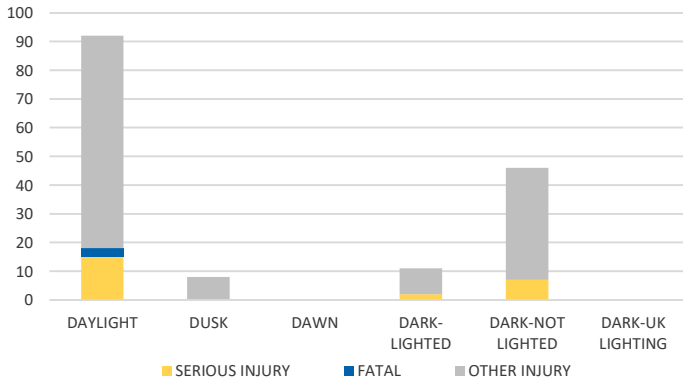
District 2 Community Traffic Safety Program

MADISON COUNTY

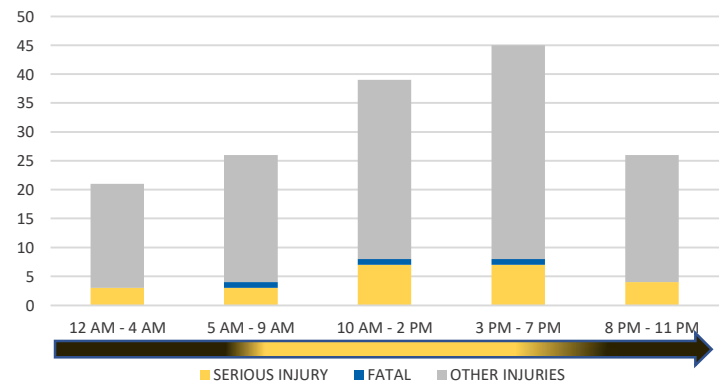
2021 Lane Departure Crash Data Summary



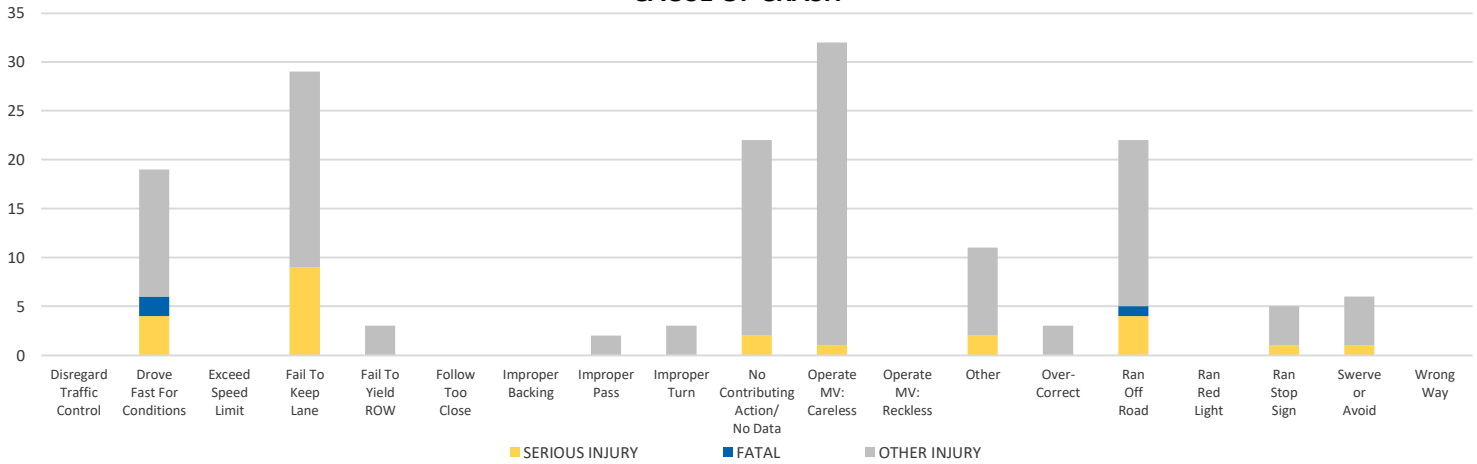
LIGHTING



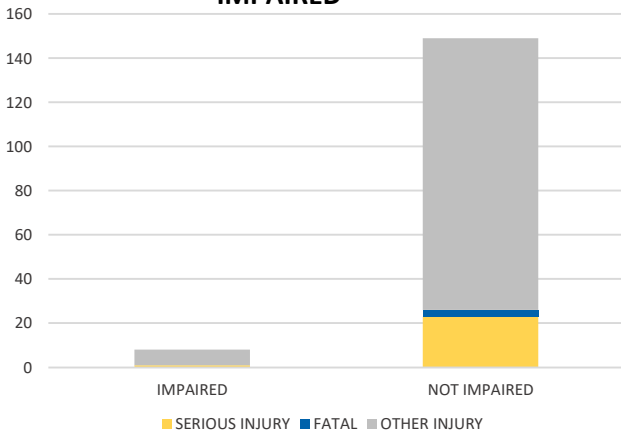
TIME OF DAY



CAUSE OF CRASH



IMPAIRED



ROAD CLASSIFICATION	2-LANE	MULTILANE	OTHER	TOTAL
INTERSTATE/EXPRESSWAY	N/A	140	N/A	140
URBAN	0	0	N/A	0
SUBURBAN	0	0	N/A	0
RURAL	21	5	N/A	26
PARKING LOT	N/A	N/A	72	72
UNDOCUMENTED	N/A	N/A	106	106
ON- & OFF-RAMP	N/A	N/A	2	2
TOTAL	21	145	180	346

NOTE: Fatal/Serious/Other Injury in bar graphs indicates persons not crashes.
 SOURCE: 2021 CARS data (unofficial at time of report)