

District 2 Community Traffic Safety Program

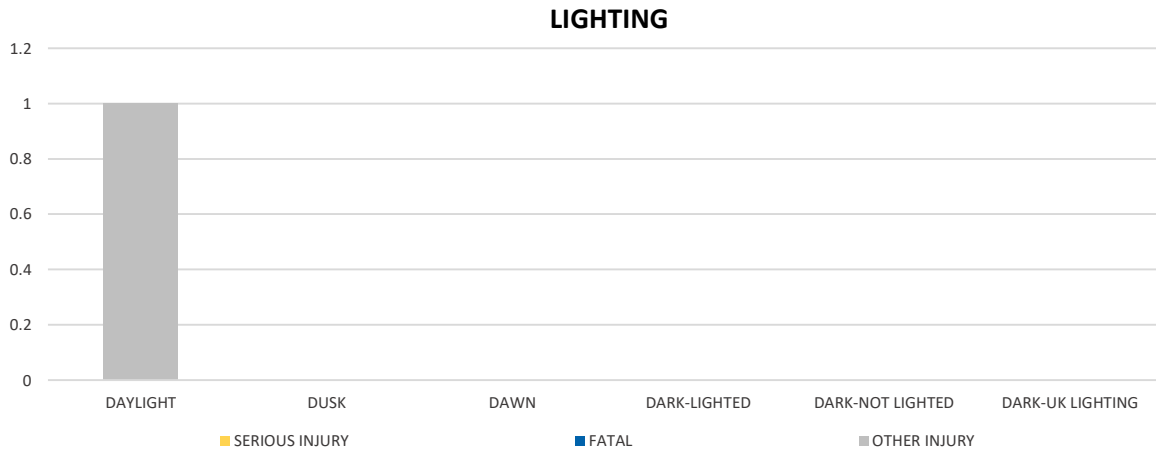
MADISON COUNTY

2021 Bicycle Crash Data Summary



MADISON COUNTY						DISTRICT 2	
Severity	Fatal	Incapacitating Injury	Non-Incapacitating Injury	Possible Injury	No Injury/Property Damage Only*	Total	
Crashes	0	0	0	1	4	5	577
People Injured	0	0	0	1	N/A	1	500

Note: Crash severity is determined from the highest injury type in the crash (i.e. if a crash had both a fatal and a serious it is determined to be a fatal crash).



	Daylight	NOT Daylight
All Bicycle Crashes	100.0%	0.0%
Fatal or Incapacitating Bicycle Crashes	0.0%	0.0%

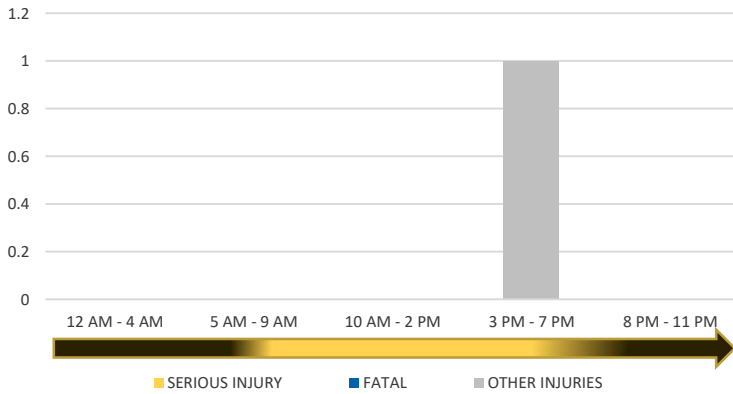
District 2 Community Traffic Safety Program

MADISON COUNTY

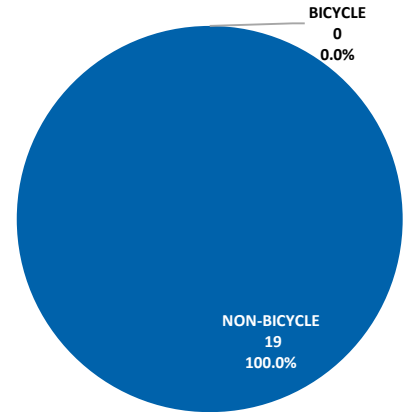
2021 Bicycle Crash Data Summary



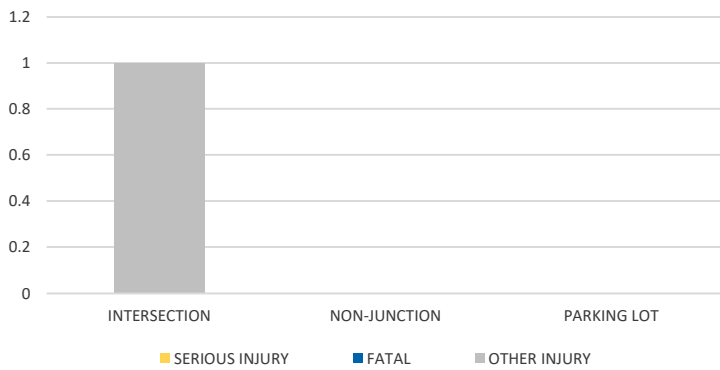
TIME OF DAY



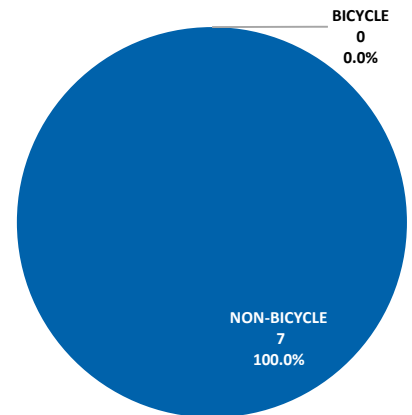
BICYCLE SERIOUS INJURY CRASHES VS TOTAL SERIOUS INJURY CRASHES



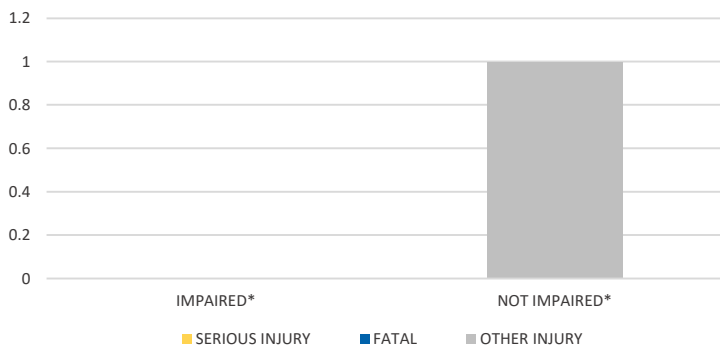
LOCATION ON ROADWAY



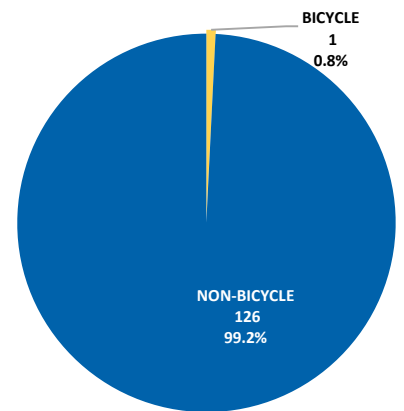
BICYCLE FATAL CRASHES VS TOTAL FATAL CRASHES



IMPAIRED



BICYCLE OTHER INJURY CRASHES VS TOTAL OTHER INJURY CRASHES



*Involving alcohol and/or drugs by bicyclist and/or driver.