

District 2 Community Traffic Safety Program

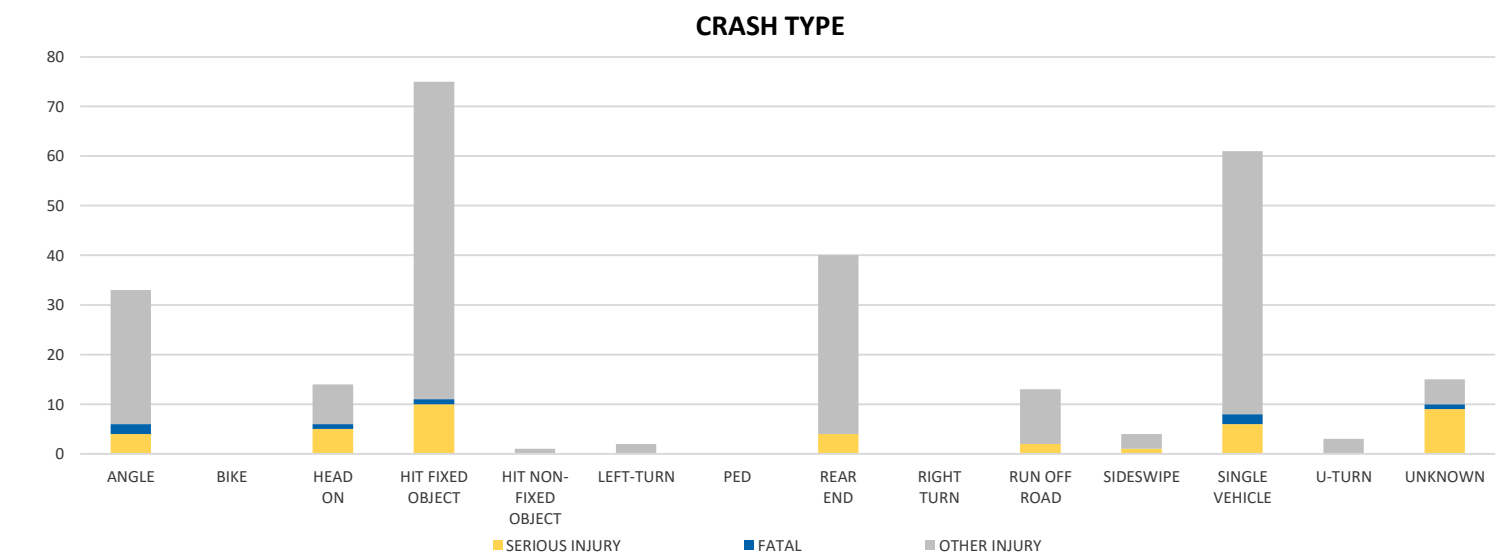
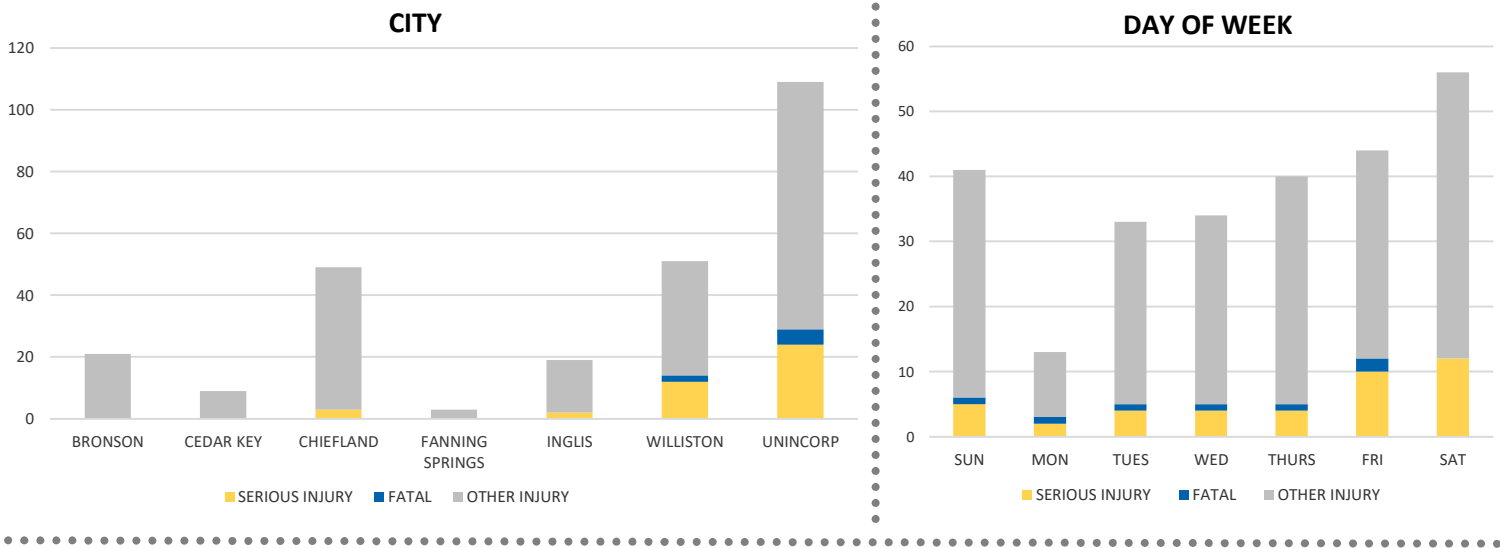
LEVY COUNTY

2021 Lane Departure Crash Data Summary



Severity	Levy County					District 2	
	Fatal	Incapacitating Injury	Non-Incapacitating Injury	Possible Injury	No Injury/Property Damage Only*	Total	
Crashes	7	25	53	63	294	442	26,257
People Injured	7	41	90	123	N/A	261	8,271

Note: Crash severity is determined from the highest injury type in the crash (i.e. if a crash had both a fatal and a serious it is determined to be a fatal crash).



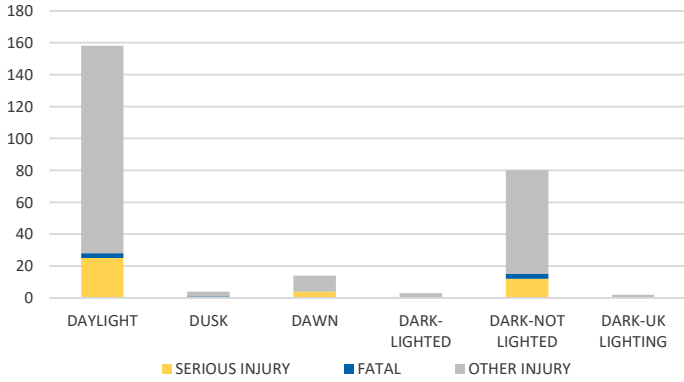
NOTE: Fatal/Serious/Other Injury in bar graphs indicates persons not crashes.
 SOURCE: 2021 CARS data (unofficial at time of report)

District 2 Community Traffic Safety Program

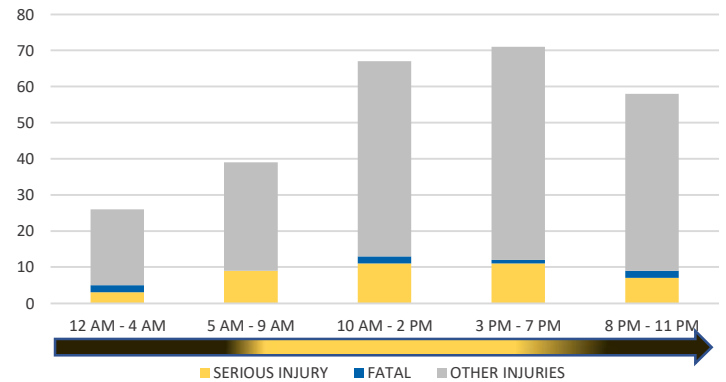
LEVY COUNTY 2021 Lane Departure Crash Data Summary



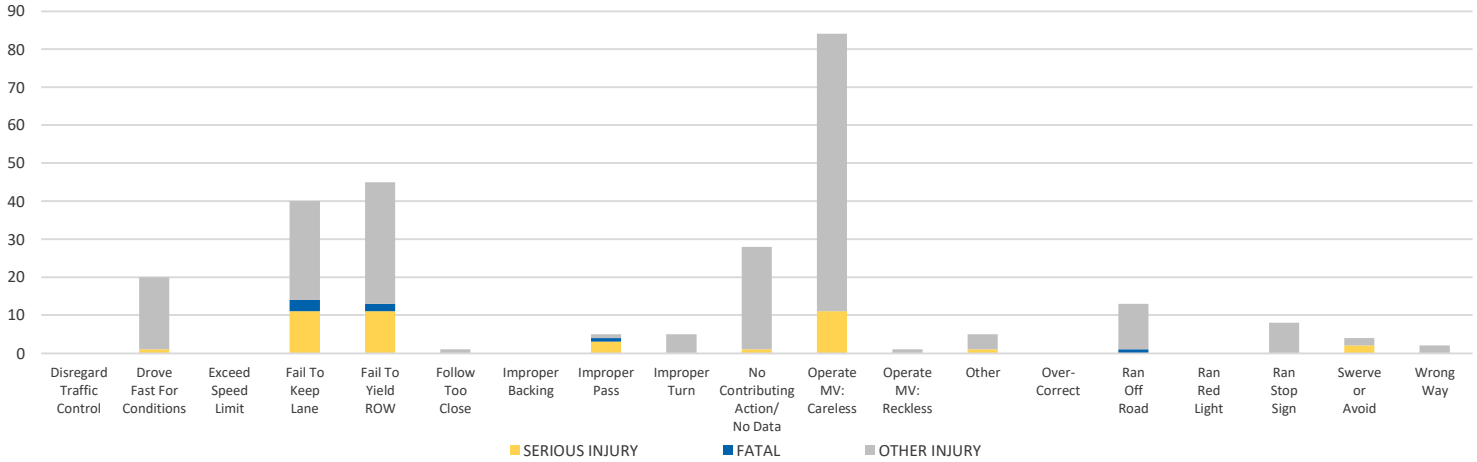
LIGHTING



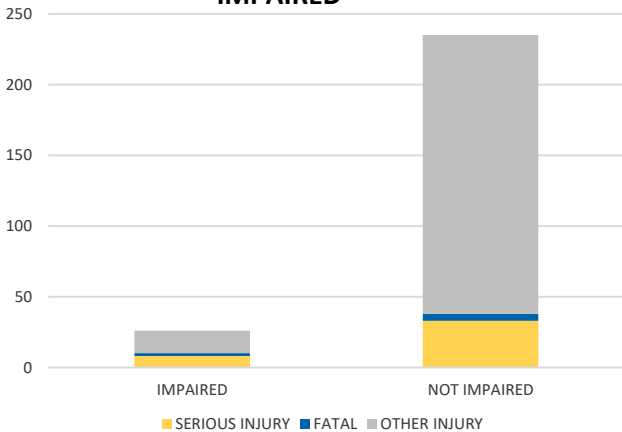
TIME OF DAY



CAUSE OF CRASH



IMPAIRED



ROAD CLASSIFICATION	2-LANE	MULTILANE	OTHER	TOTAL
INTERSTATE/EXPRESSWAY	N/A	0	N/A	0
URBAN	0	3	N/A	3
SUBURBAN	1	3	N/A	4
RURAL	49	12	N/A	61
PARKING LOT	N/A	N/A	98	98
UNDOCUMENTED	N/A	N/A	276	276
ON- & OFF-RAMP	N/A	N/A	0	0
TOTAL	50	18	374	442

NOTE: Fatal/Serious/Other Injury in bar graphs indicates persons not crashes.
SOURCE: 2021 CARS data (unofficial at time of report)