

District 2 Community Traffic Safety Program

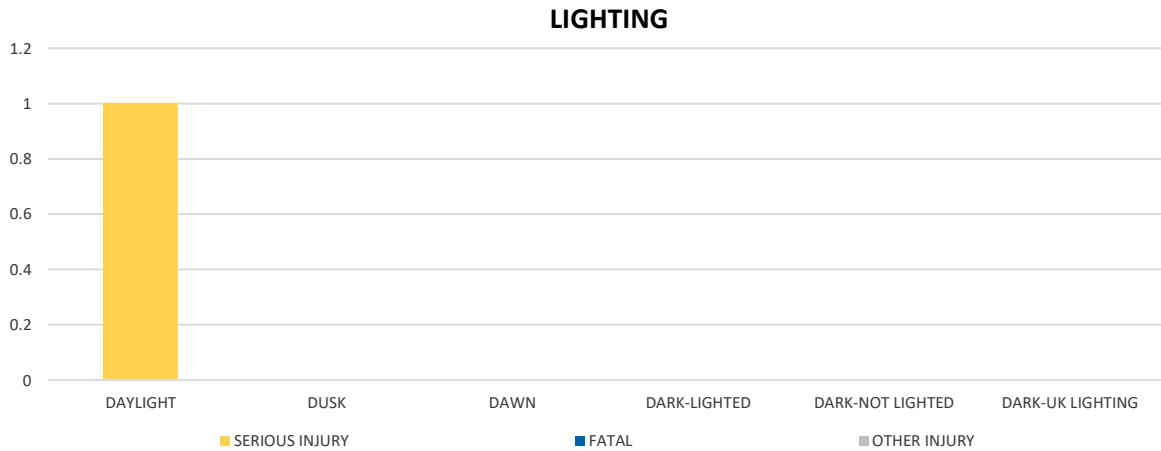
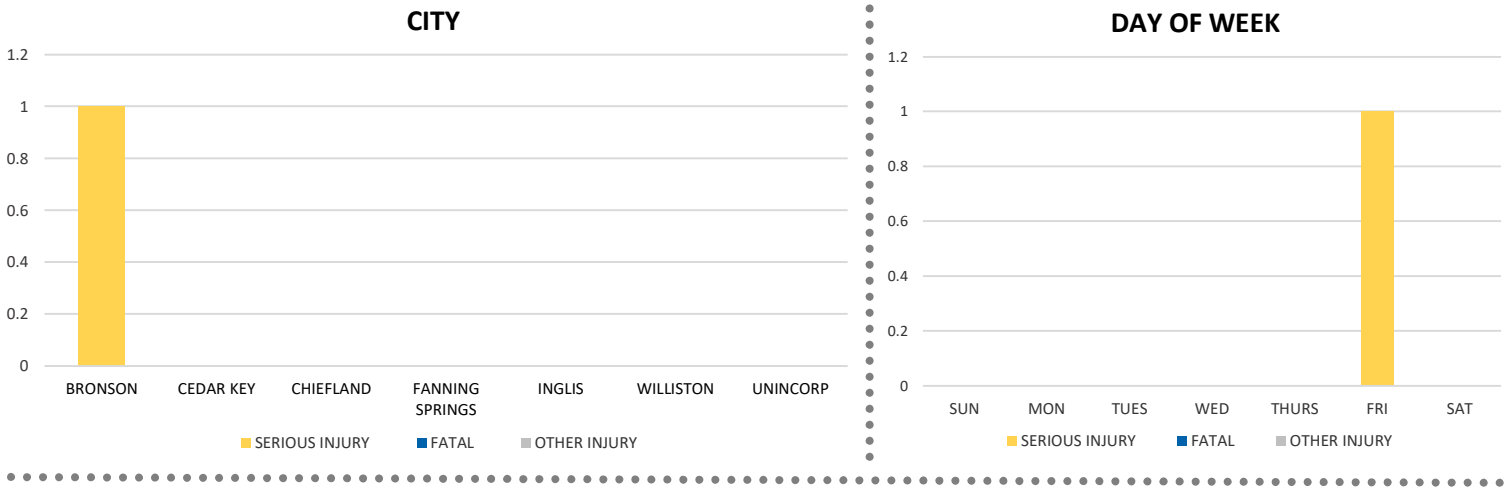
LEVY COUNTY

2021 Bicycle Crash Data Summary



Severity	LEVY COUNTY					DISTRICT 2	
	Fatal	Incapacitating Injury	Non-Incapacitating Injury	Possible Injury	No Injury/Property Damage Only*	Total	
Crashes	0	1	0	0	0	1	577
People Injured	0	1	0	0	N/A	1	500

Note: Crash severity is determined from the highest injury type in the crash (i.e. if a crash had both a fatal and a serious it is determined to be a fatal crash).



	Daylight	NOT Daylight
All Bicycle Crashes	100.0%	0.0%
Fatal or Incapacitating Bicycle Crashes	100.0%	0.0%

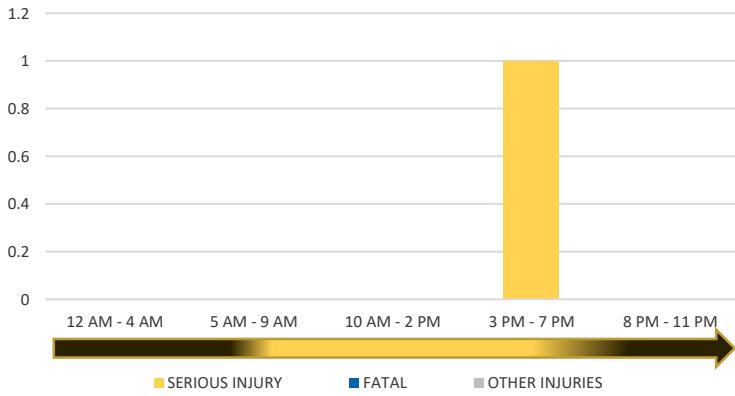
NOTE: Fatal/Serious/Other Injury in bar graphs indicates persons not crashes.
 SOURCES: 2021 CARS data (unofficial at time of report)

District 2 Community Traffic Safety Program

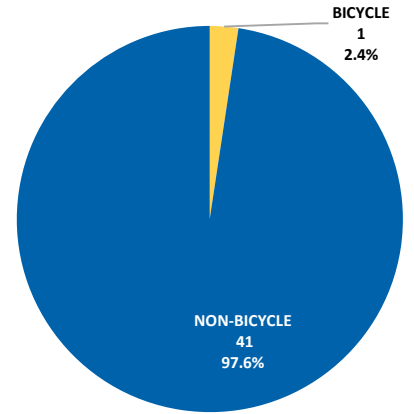
LEVY COUNTY 2021 Bicycle Crash Data Summary



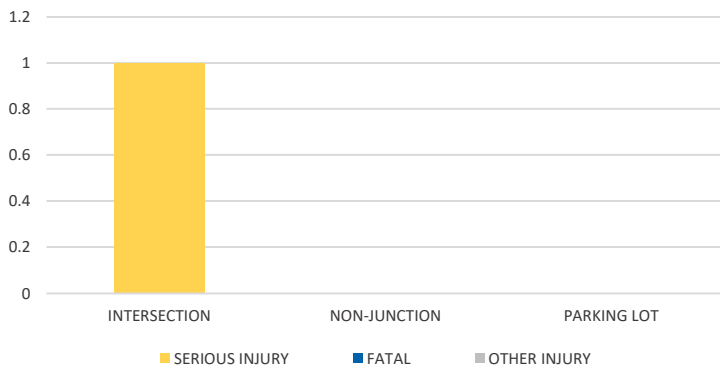
TIME OF DAY



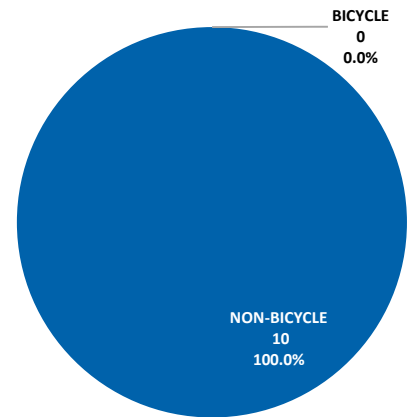
BICYCLE SERIOUS INJURY CRASHES VS TOTAL SERIOUS INJURY CRASHES



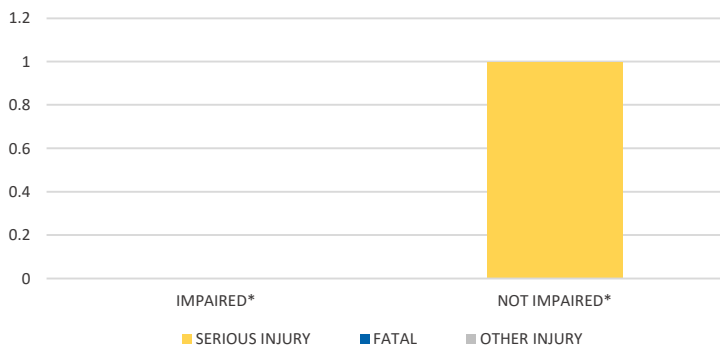
LOCATION ON ROADWAY



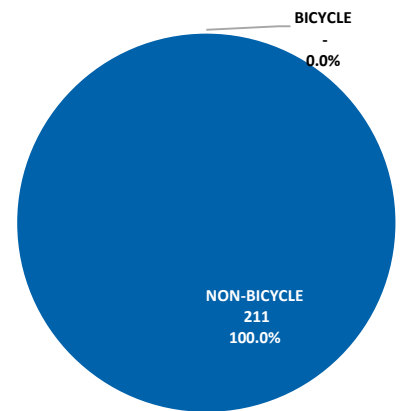
BICYCLE FATAL CRASHES VS TOTAL FATAL CRASHES



IMPAIRED



BICYCLE OTHER INJURY CRASHES VS TOTAL OTHER INJURY CRASHES



*Involving alcohol and/or drugs by bicyclist and/or driver.