

District 2 Community Traffic Safety Program

LAFAYETTE COUNTY

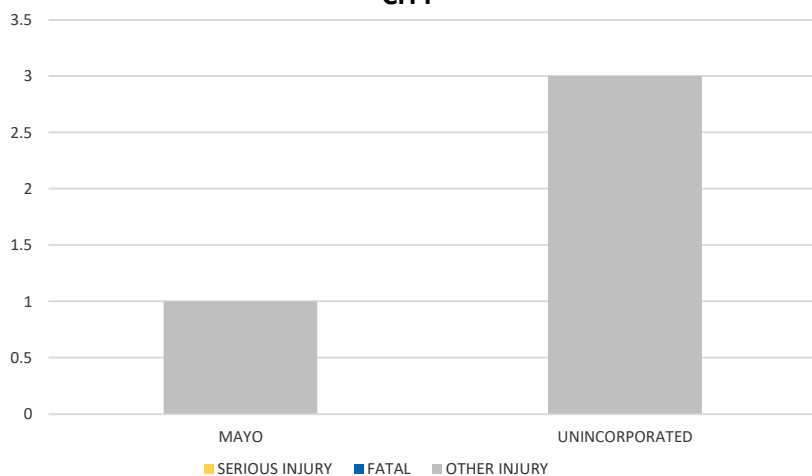
2021 Occupant Protection (No Restraint) Crash Data Summary



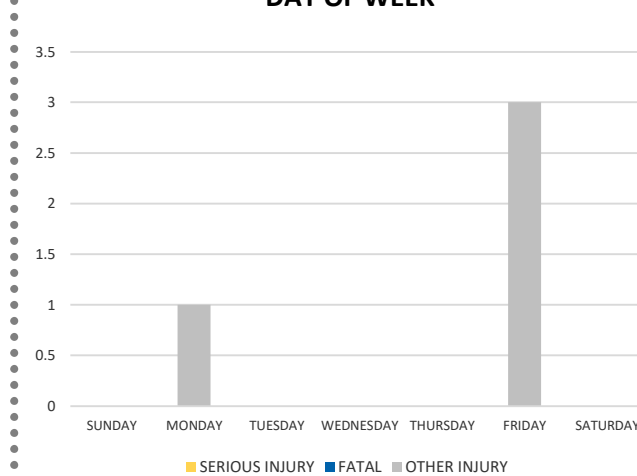
LAFAYETTE COUNTY							DISTRICT 2
Severity	Fatal	Incapacitating Injury	Non-Incapacitating Injury	Possible Injury	No Injury/Property Damage Only*	Total	
Crashes	0	0	2	1	0	3	2,072
People Injured	0	0	3	1	N/A	4	2,073

Note: Crash severity is determined from the highest injury type in the crash (i.e. if a crash had both a fatal and a serious it is determined to be a fatal crash).


CITY



DAY OF WEEK



CRASH TYPE



NOTE: Fatal/Serious/Other Injury in bar graphs indicates persons not crashes.
SOURCE: 2021 CARS data (unofficial at time of report)

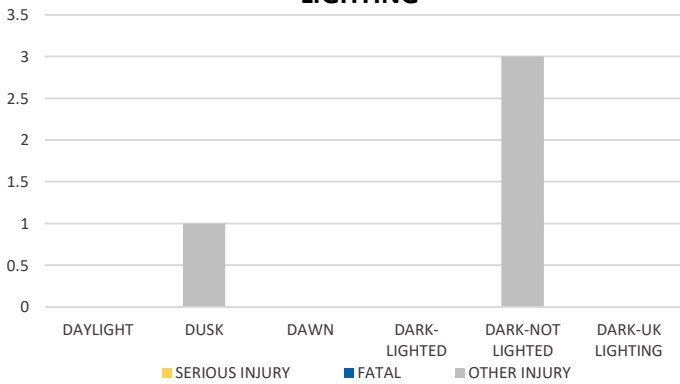
District 2 Community Traffic Safety Program

LAFAYETTE COUNTY

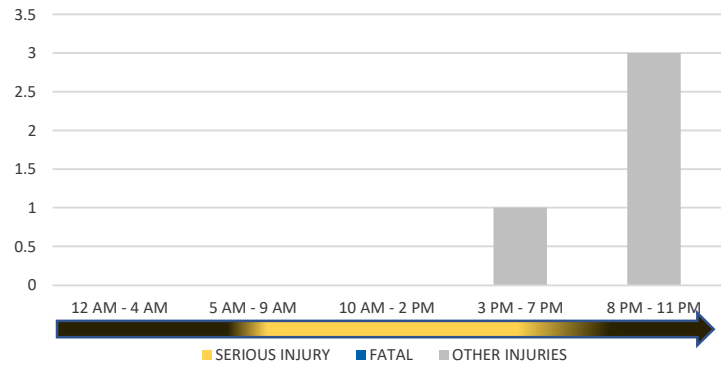
2021 Occupant Protection (No Restraint) Crash Data Summary



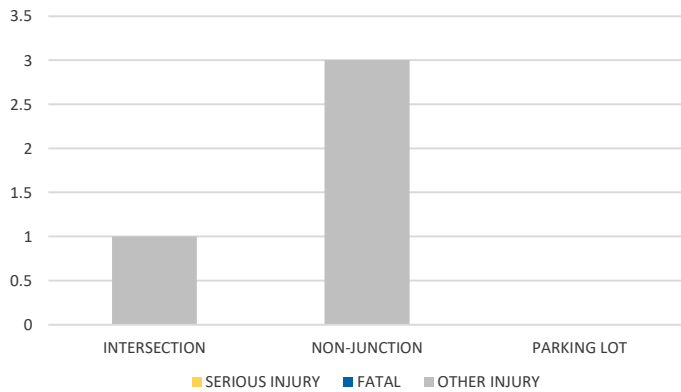
LIGHTING



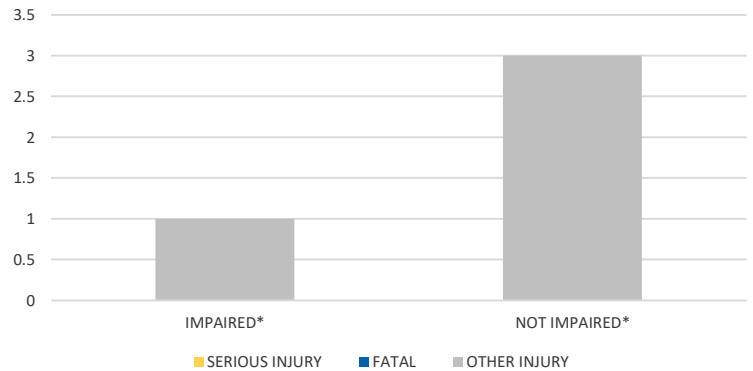
TIME OF DAY



LOCATION ON ROADWAY

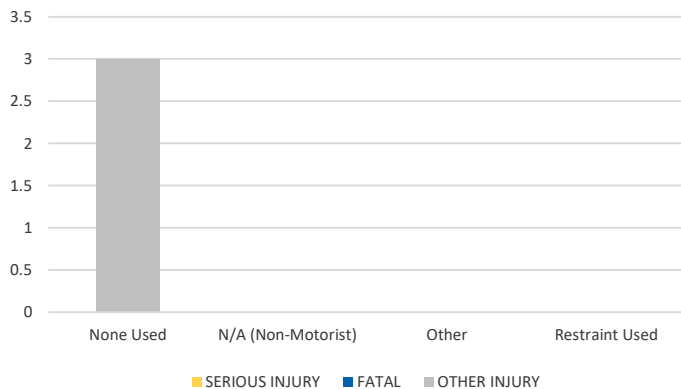


IMPAIRED

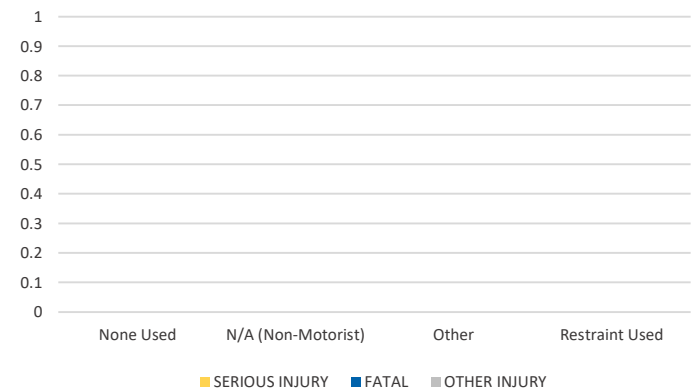


*Involving alcohol and/or drugs by either driver.

DRIVER 1 - RESTRAINT TYPE



DRIVER 2 - RESTRAINT TYPE



NOTE: Fatal/Serious/Other Injury in bar graphs indicates persons not crashes.
SOURCE: 2021 CARS data (unofficial at time of report)