

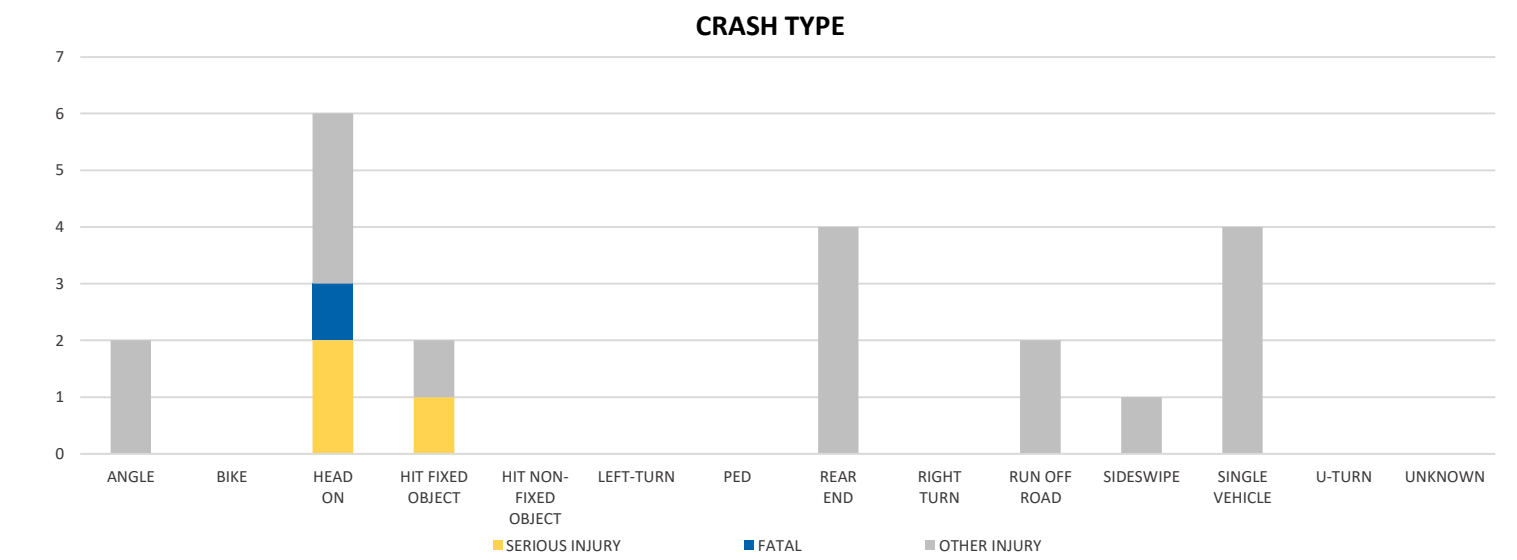
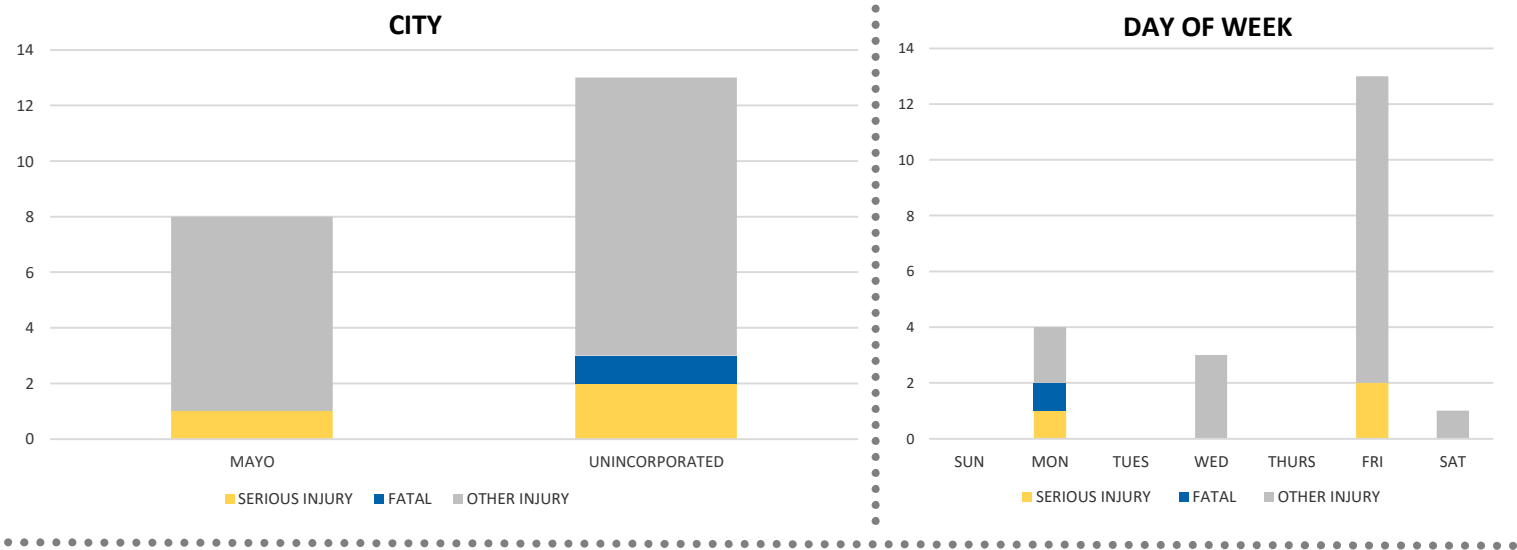
District 2 Community Traffic Safety Program

LAFAYETTE COUNTY 2021 Lane Departure Crash Data Summary



Severity	Lafayette County					District 2	
	Fatal	Incapacitating Injury	Non-Incapacitating Injury	Possible Injury	No Injury/Property Damage Only*	Total	
Crashes	1	2	5	5	19	32	26,257
People Injured	1	3	8	9	N/A	21	8,271

Note: Crash severity is determined from the highest injury type in the crash (i.e. if a crash had both a fatal and a serious it is determined to be a fatal crash).



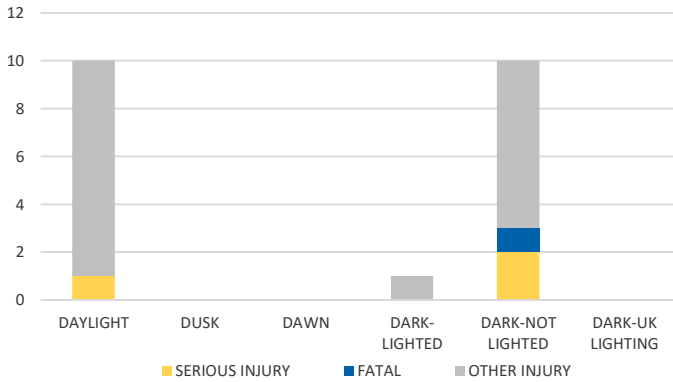
NOTE: Fatal/Serious/Other Injury in bar graphs indicates persons not crashes.
SOURCE: 2021 CARS data (unofficial at time of report)

District 2 Community Traffic Safety Program

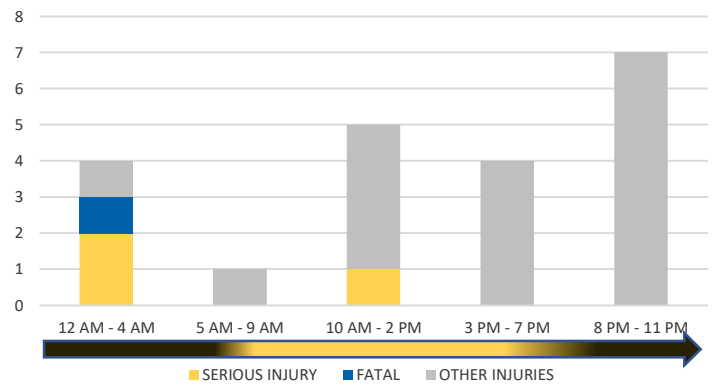
LAFAYETTE COUNTY 2021 Lane Departure Crash Data Summary



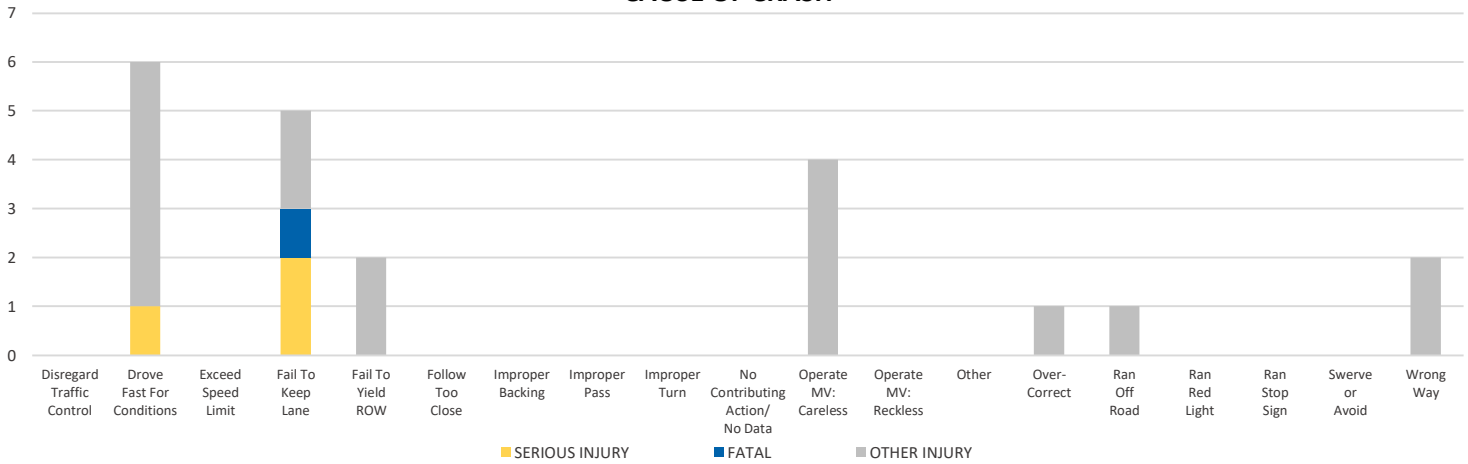
LIGHTING



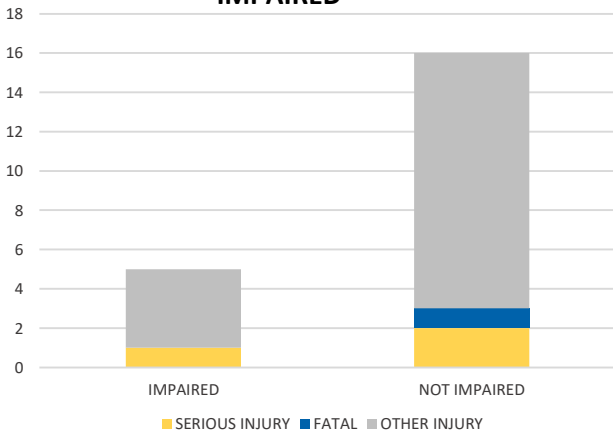
TIME OF DAY



CAUSE OF CRASH



IMPAIRED



ROAD CLASSIFICATION	2-LANE	MULTILANE	OTHER	TOTAL
INTERSTATE/EXPRESSWAY	N/A	0	N/A	0
URBAN	0	0	N/A	0
SUBURBAN	0	0	N/A	0
RURAL	11	0	N/A	11
PARKING LOT	N/A	N/A	0	0
UNDOCUMENTED	N/A	N/A	21	21
ON- & OFF-RAMP	N/A	N/A	0	0
TOTAL	11	0	21	32

NOTE: Fatal/Serious/Other Injury in bar graphs indicates persons not crashes.
SOURCE: 2021 CARS data (unofficial at time of report)