

District 2 Community Traffic Safety Program


# HAMILTON COUNTY 2021 Work Zone Crash Data Summary



Severity	HAMILTON COUNTY					DISTRICT 2	
	Fatal	Incapacitating Injury	Non-Incapacitating Injury	Possible Injury	No Injury/Property Damage Only*	Total	
Crashes	0	0	0	0	2	2	1,219
People Injured	0	0	0	0	N/A	0	525

Note: Crash severity is determined from the highest injury type in the crash (i.e. if a crash had both a fatal and a serious it is determined to be a fatal crash).

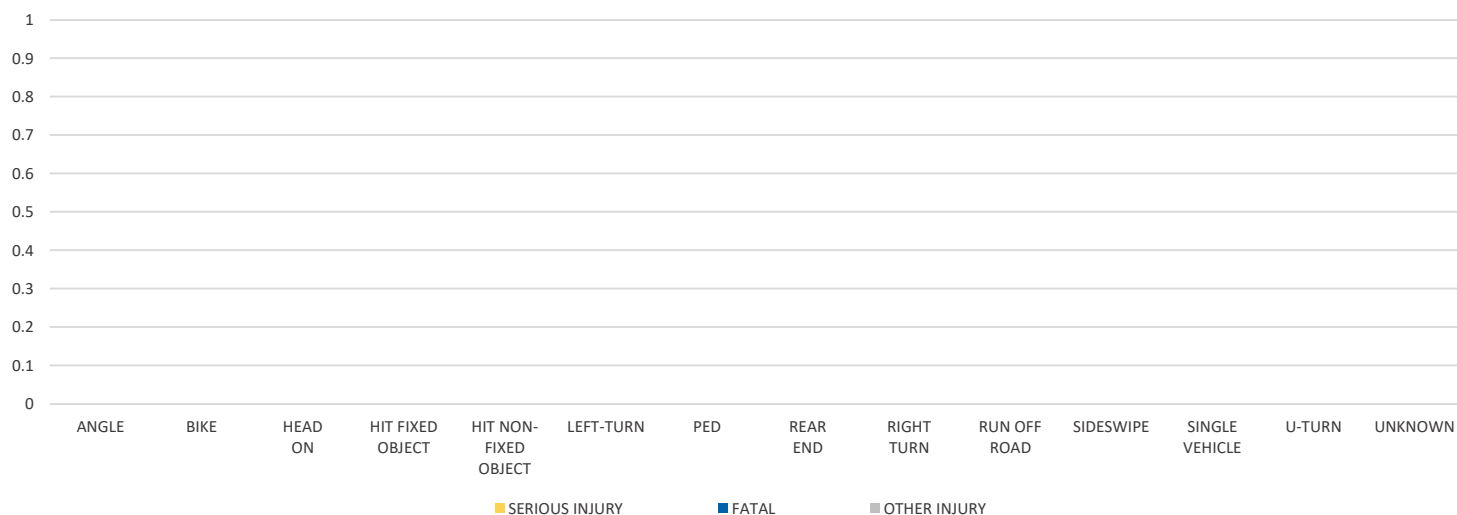
### CITY



### DAY OF WEEK



### CRASH TYPE



NOTE: Fatal/Serious/Other Injury in bar graphs indicates persons not crashes.  
SOURCE: 2021 CARS data (unofficial at time of report)

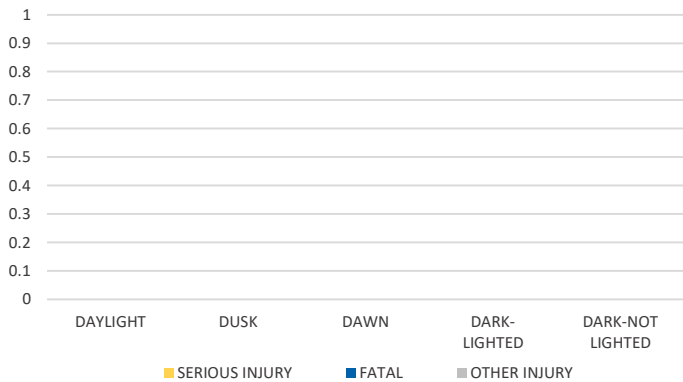
District 2 Community Traffic Safety Program

# HAMILTON COUNTY

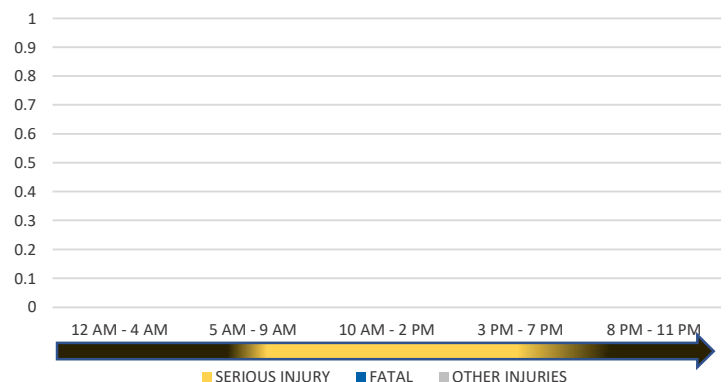
## 2021 Work Zone Crash Data Summary



### LIGHTING



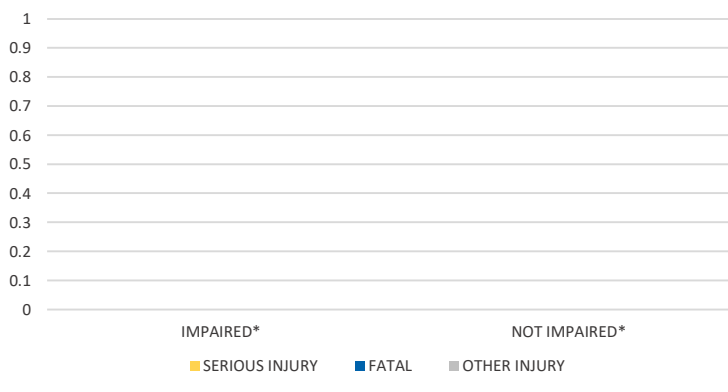
### TIME OF DAY



### LOCATION ON ROADWAY



### IMPAIRED



\*Involving alcohol and/or drugs by either driver.

COMMERCIAL MOTOR VEHICLE (CMV) CRASHES VS TOTAL CRASHES			
Severity	CMV	All	% CMV
Fatal	0	0	0%
Incapacitating Injury	0	0	0%
Non-Incapacitating Injury	0	0	0%
Possible Injury	0	0	0%
No Injury/Property Damage Only	1	2	50%
<b>Total</b>	<b>1</b>	<b>2</b>	<b>50%</b>

NOTE: Fatal/Serious/Other Injury in bar graphs indicates persons not crashes.  
 SOURCE: 2021 CARS data (unofficial at time of report)