

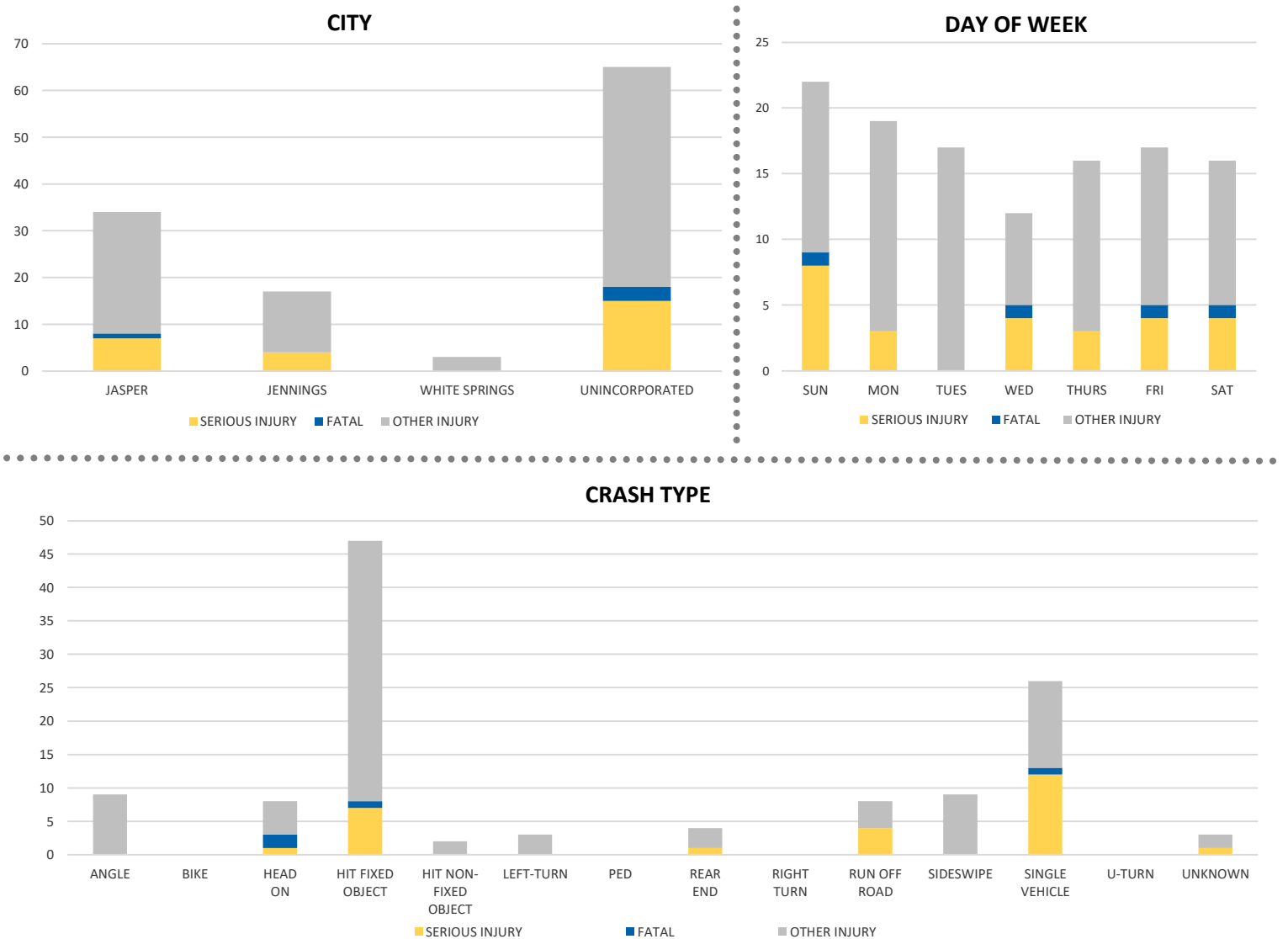
District 2 Community Traffic Safety Program

HAMILTON COUNTY 2021 Lane Departure Crash Data Summary



Severity	Hamilton County					District 2	
	Fatal	Incapacitating Injury	Non-Incapacitating Injury	Possible Injury	No Injury/Property Damage Only*	Total	
Crashes	4	22	29	28	194	277	26,257
People Injured	4	26	42	47	N/A	119	8,271

Note: Crash severity is determined from the highest injury type in the crash (i.e. if a crash had both a fatal and a serious it is determined to be a fatal crash).



NOTE: Fatal/Serious/Other Injury in bar graphs indicates persons not crashes.
SOURCE: 2021 CARS data (unofficial at time of report)

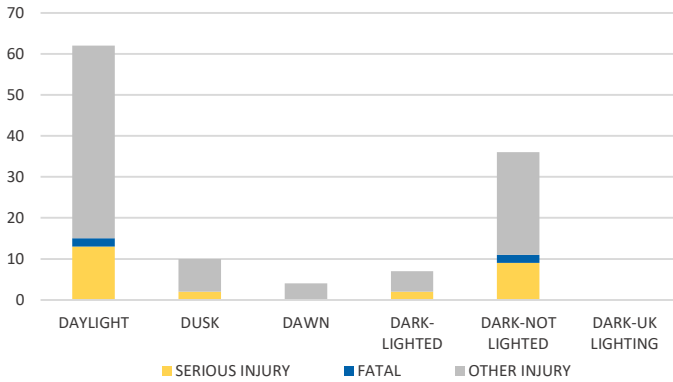
District 2 Community Traffic Safety Program

HAMILTON COUNTY

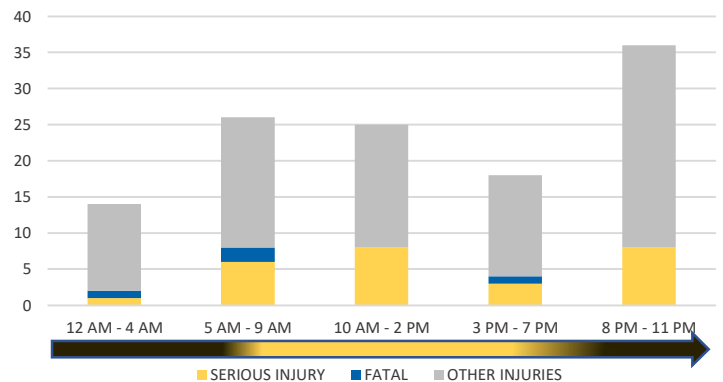
2021 Lane Departure Crash Data Summary



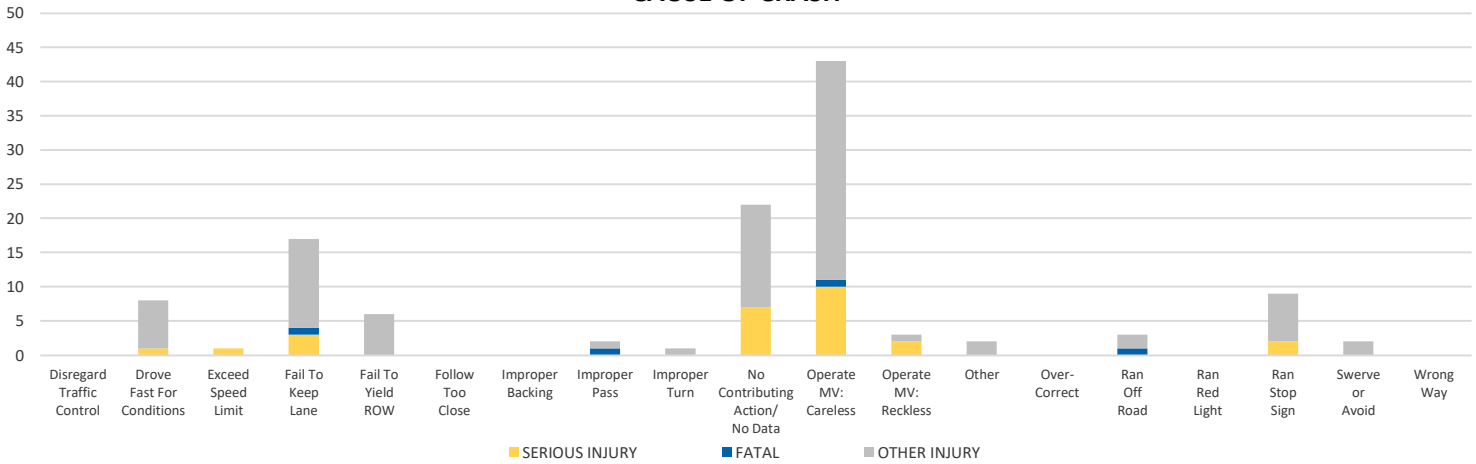
LIGHTING



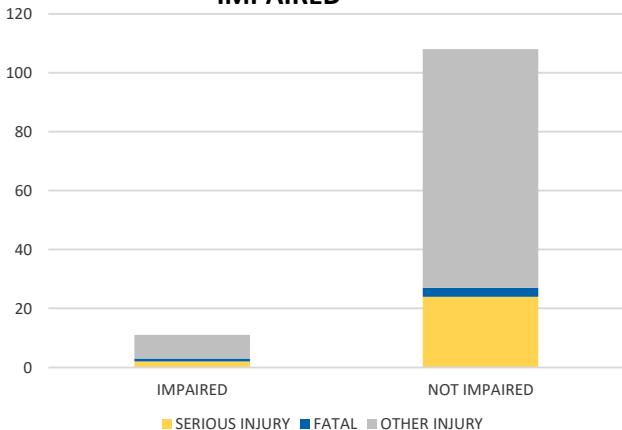
TIME OF DAY



CAUSE OF CRASH



IMPAIRED



ROAD CLASSIFICATION	2-LANE	MULTILANE	OTHER	TOTAL
INTERSTATE/EXPRESSWAY	N/A	116	N/A	116
URBAN	2	0	N/A	2
SUBURBAN	0	0	N/A	0
RURAL	14	3	N/A	17
PARKING LOT	N/A	N/A	56	56
UNDOCUMENTED	N/A	N/A	83	83
ON- & OFF-RAMP	N/A	N/A	3	3
TOTAL	16	119	142	277

NOTE: Fatal/Serious/Other Injury in bar graphs indicates persons not crashes.
 SOURCE: 2021 CARS data (unofficial at time of report)