

District 2 Community Traffic Safety Program

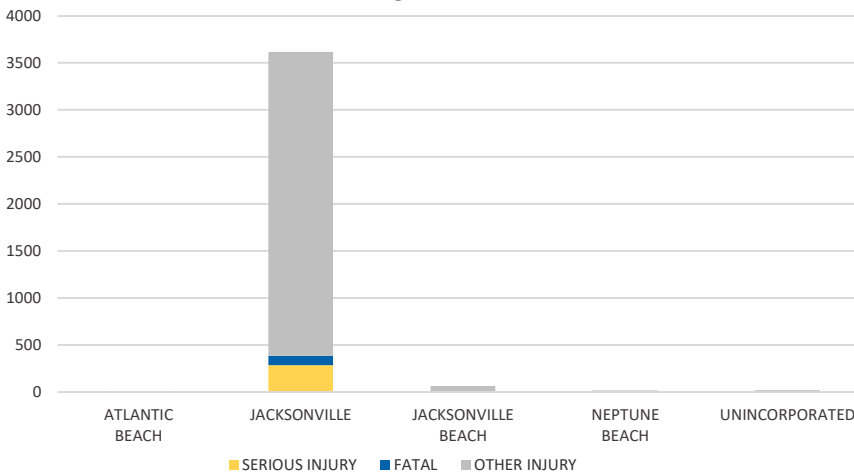
# DUVAL COUNTY 2021 Lane Departure Crash Data Summary



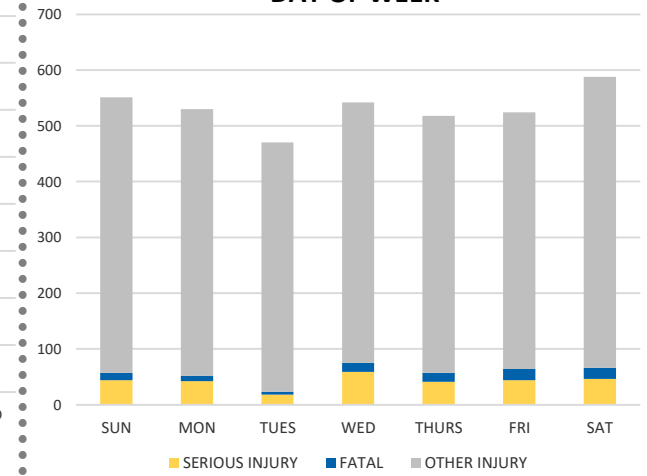
Severity	Duval County					District 2	
	Fatal	Incapacitating Injury	Non-Incapacitating Injury	Possible Injury	No Injury/Property Damage Only*	Total	
Crashes	90	233	962	1,441	11,042	13,768	26,257
People Injured	100	294	1,225	2,104	N/A	3,723	8,271

Note: Crash severity is determined from the highest injury type in the crash (i.e. if a crash had both a fatal and a serious it is determined to be a fatal crash).

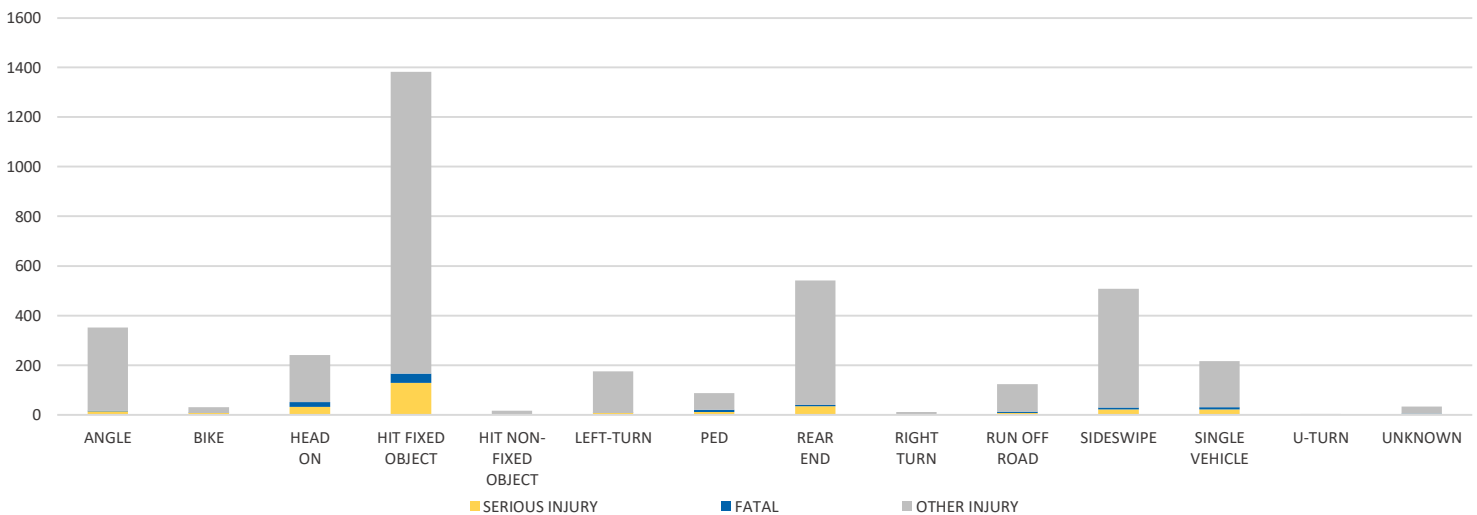
CITY



DAY OF WEEK



CRASH TYPE



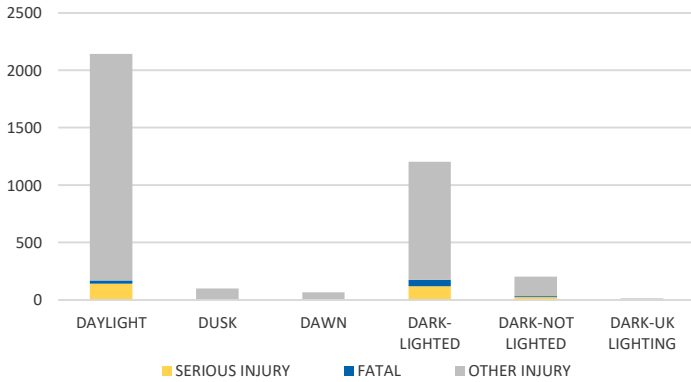
NOTE: Fatal/Serious/Other Injury in bar graphs indicates persons not crashes.  
SOURCE: 2021 CARS data (unofficial at time of report)

District 2 Community Traffic Safety Program

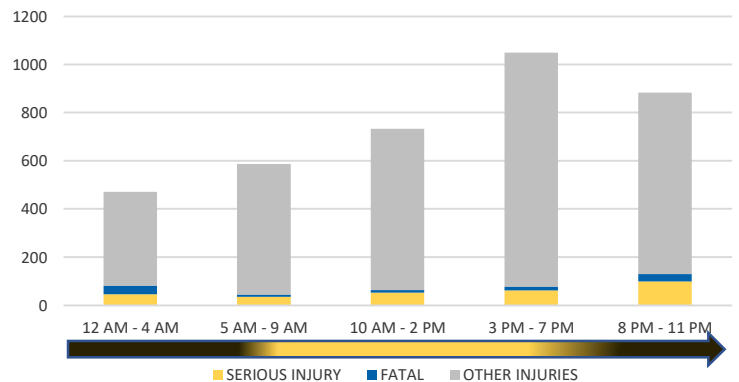
# DUVAL COUNTY 2021 Lane Departure Crash Data Summary



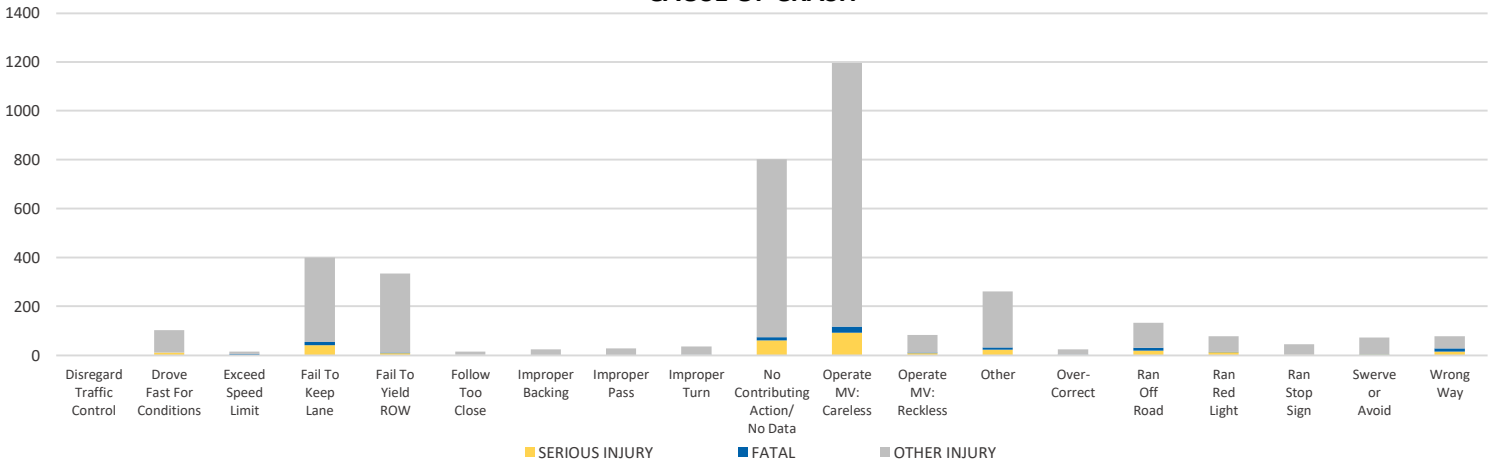
**LIGHTING**



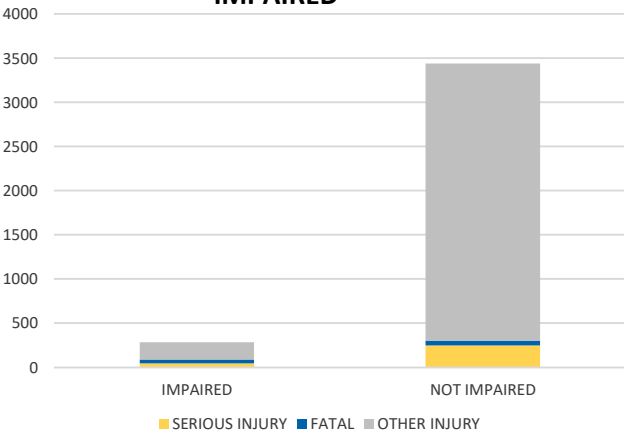
**TIME OF DAY**



**CAUSE OF CRASH**



**IMPAIRED**



ROAD CLASSIFICATION	2-LANE	MULTILANE	OTHER	TOTAL
INTERSTATE/EXPRESSWAY	N/A	3,032	N/A	3,032
URBAN	352	983	N/A	1,335
SUBURBAN	54	68	N/A	122
RURAL	8	2	N/A	10
PARKING LOT	N/A	N/A	2,998	2,998
UNDOCUMENTED	N/A	N/A	6,085	6,085
ON- & OFF-RAMP	N/A	N/A	186	186
<b>TOTAL</b>	<b>414</b>	<b>4,085</b>	<b>9,269</b>	<b>13,768</b>

NOTE: Fatal/Serious/Other Injury in bar graphs indicates persons not crashes.  
SOURCE: 2021 CARS data (unofficial at time of report)