

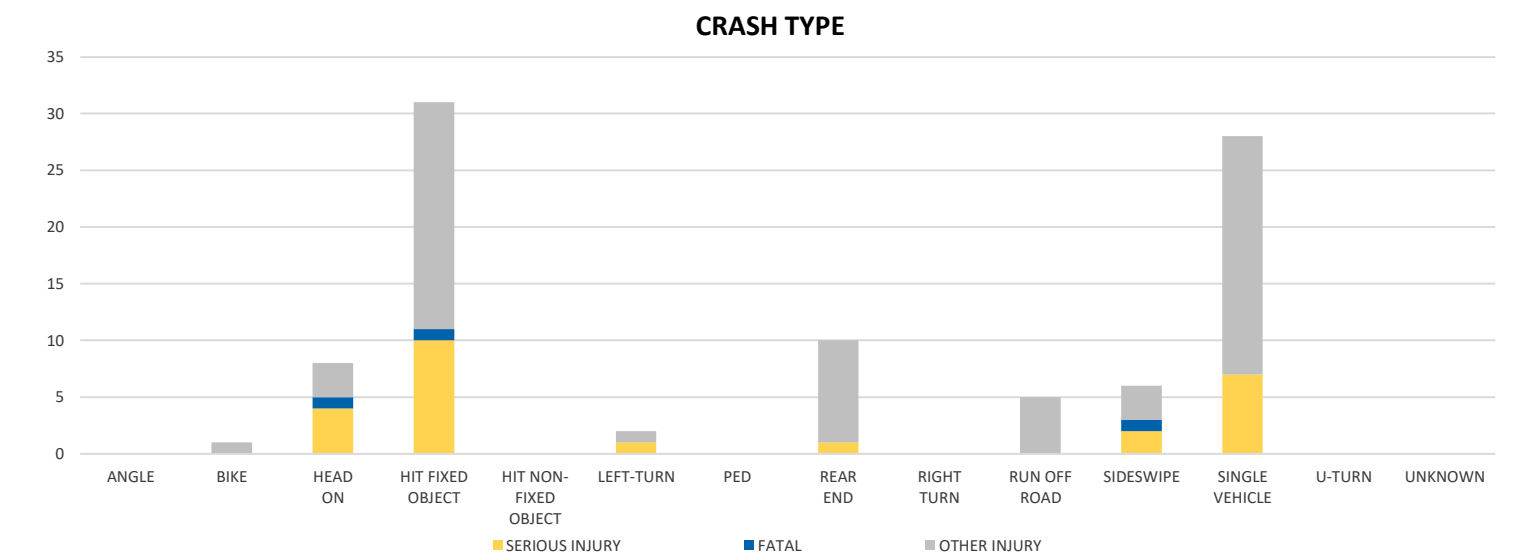
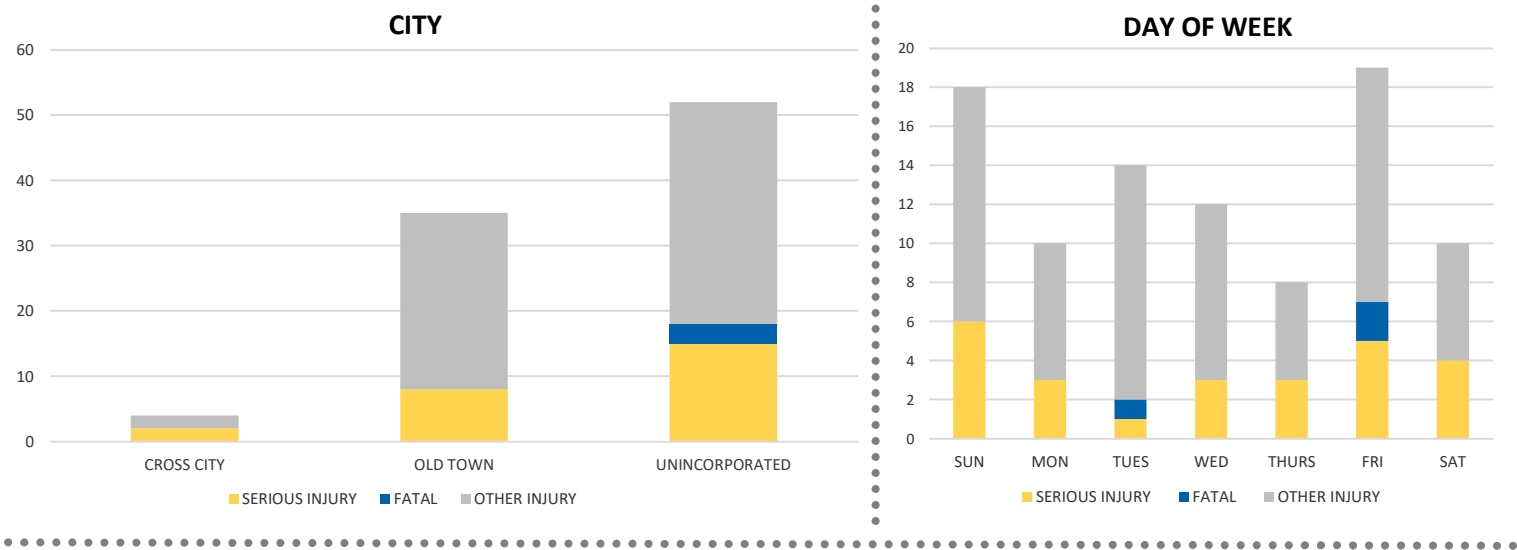
District 2 Community Traffic Safety Program

# DIXIE COUNTY 2021 Lane Departure Crash Data Summary



Severity	Dixie County					District 2	
	Fatal	Incapacitating Injury	Non-Incapacitating Injury	Possible Injury	No Injury/Property Damage Only*	Total	
Crashes	3	19	16	24	90	152	26,257
People Injured	3	25	26	37	N/A	91	8,271

Note: Crash severity is determined from the highest injury type in the crash (i.e. if a crash had both a fatal and a serious it is determined to be a fatal crash).



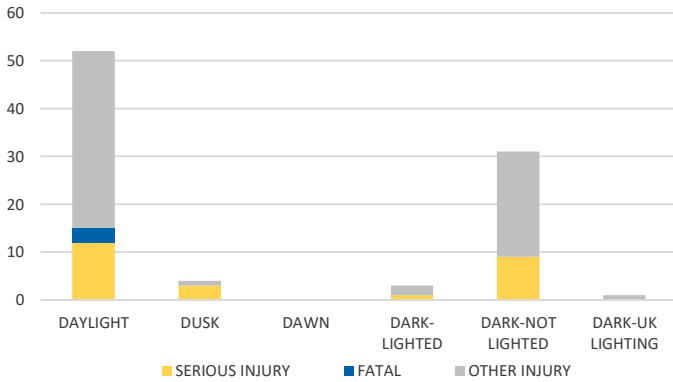
NOTE: Fatal/Serious/Other Injury in bar graphs indicates persons not crashes.  
SOURCE: 2021 CARS data (unofficial at time of report)

District 2 Community Traffic Safety Program

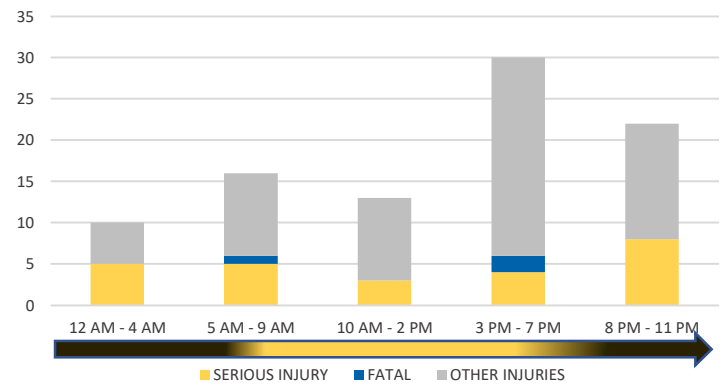
# DIXIE COUNTY 2021 Lane Departure Crash Data Summary



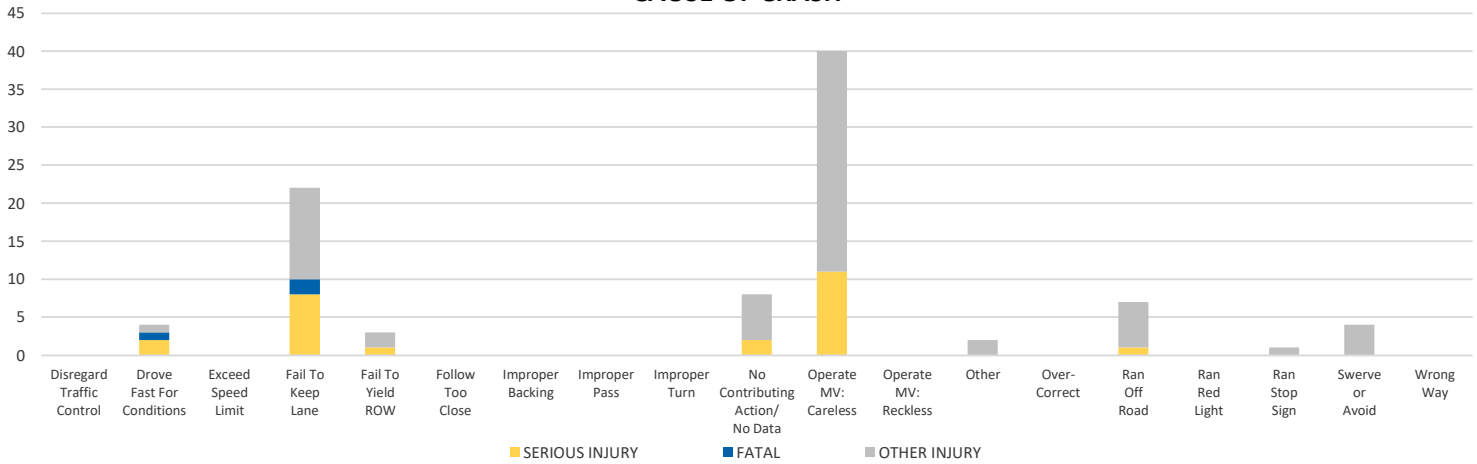
**LIGHTING**



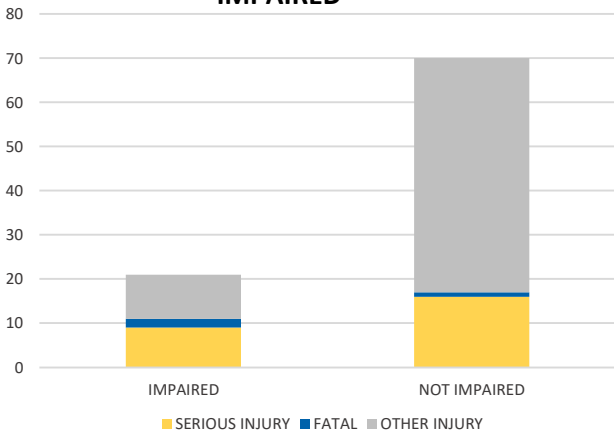
**TIME OF DAY**



**CAUSE OF CRASH**



**IMPAIRED**



ROAD CLASSIFICATION	2-LANE	MULTILANE	OTHER	TOTAL
INTERSTATE/EXPRESSWAY	N/A	0	N/A	0
URBAN	0	2	N/A	2
SUBURBAN	0	0	N/A	0
RURAL	14	5	N/A	19
PARKING LOT	N/A	N/A	13	13
UNDOCUMENTED	N/A	N/A	118	118
ON- & OFF-RAMP	N/A	N/A	0	0
<b>TOTAL</b>	<b>14</b>	<b>7</b>	<b>131</b>	<b>152</b>

NOTE: Fatal/Serious/Other Injury in bar graphs indicates persons not crashes.  
SOURCE: 2021 CARS data (unofficial at time of report)