

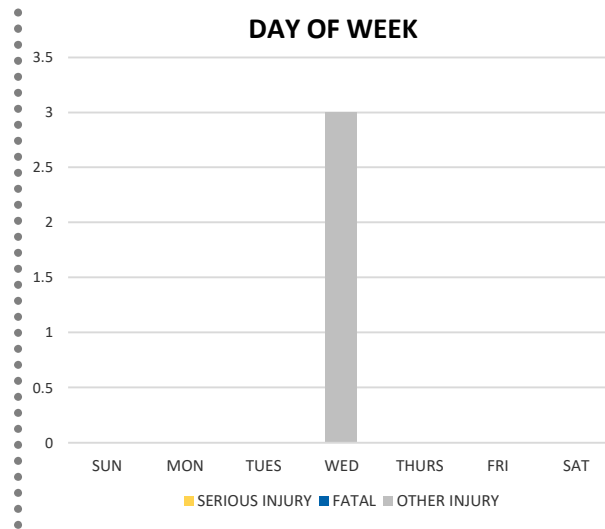
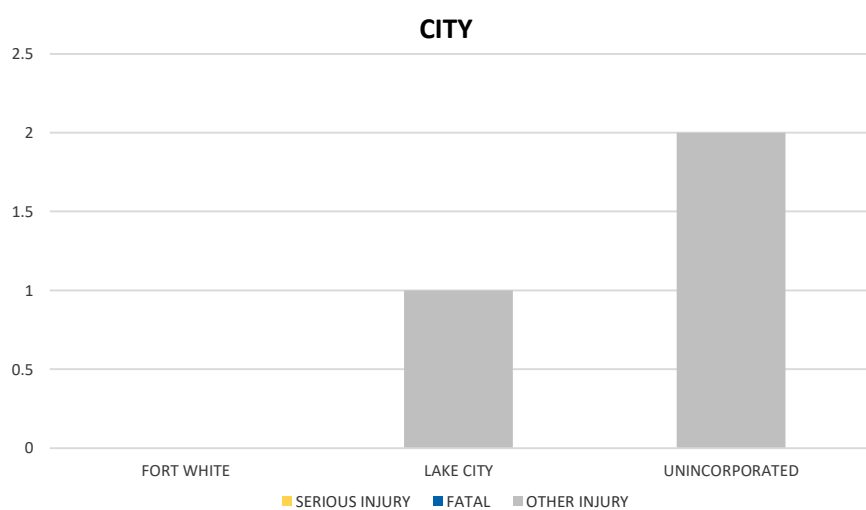
District 2 Community Traffic Safety Program

COLUMBIA COUNTY 2021 Work Zone Crash Data Summary

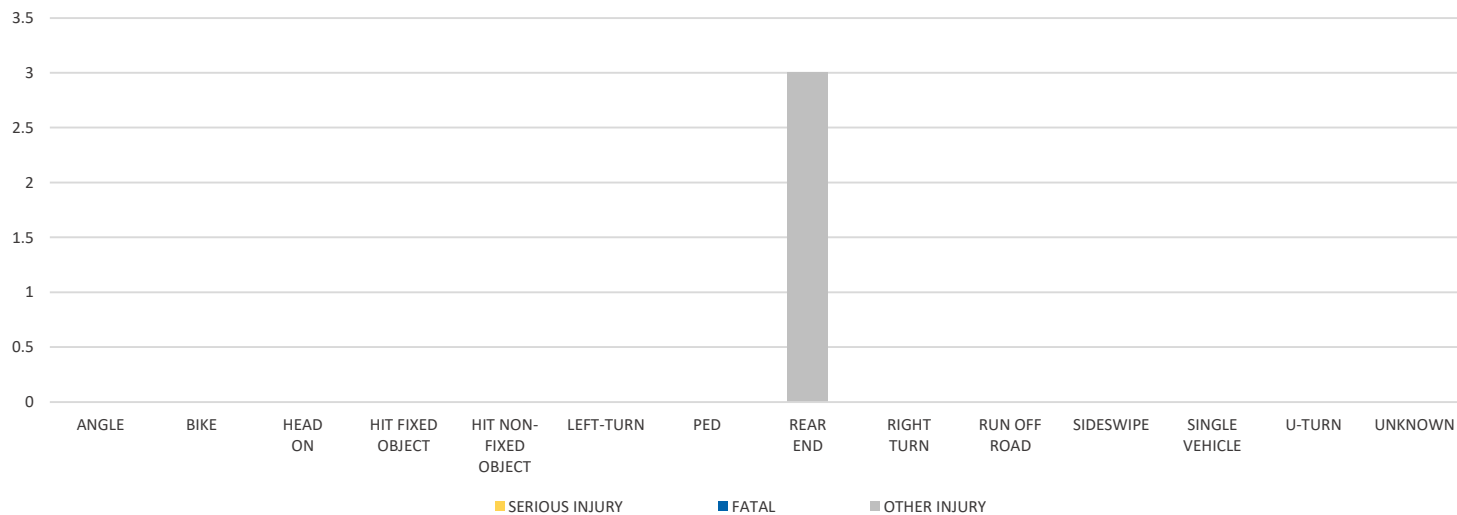


COLUMBIA COUNTY							DISTRICT 2	
Severity	Fatal	Incapacitating Injury	Non-Incapacitating Injury	Possible Injury	No Injury/Property Damage Only*	Total		
Crashes	0	0	1	1	11	13	1,219	
People Injured	0	0	1	2	N/A	3	525	

Note: Crash severity is determined from the highest injury type in the crash (i.e. if a crash had both a fatal and a serious it is determined to be a fatal crash).



CRASH TYPE



NOTE: Fatal/Serious/Other Injury in bar graphs indicates persons not crashes.

SOURCE: 2021 CARS data (unofficial at time of report)

DATE GENERATED: 12/22/21

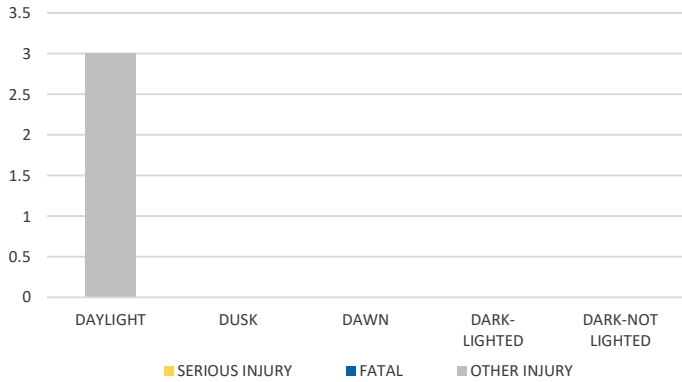
District 2 Community Traffic Safety Program

COLUMBIA COUNTY

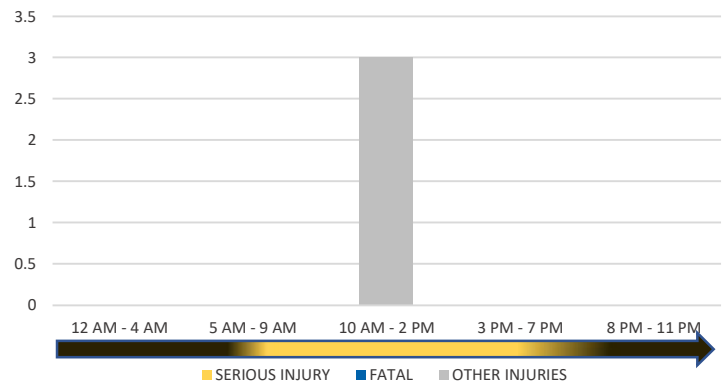
2021 Work Zone Crash Data Summary



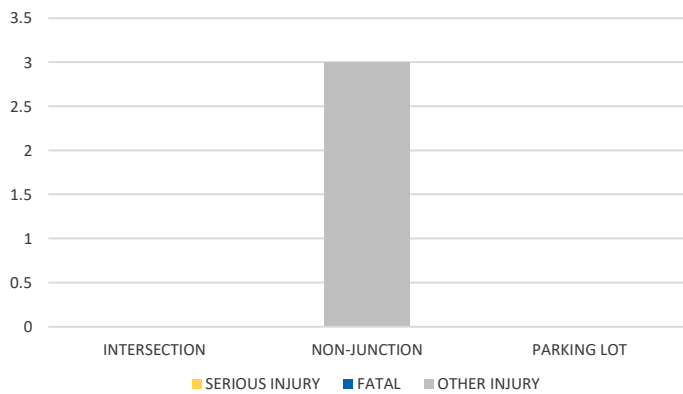
LIGHTING



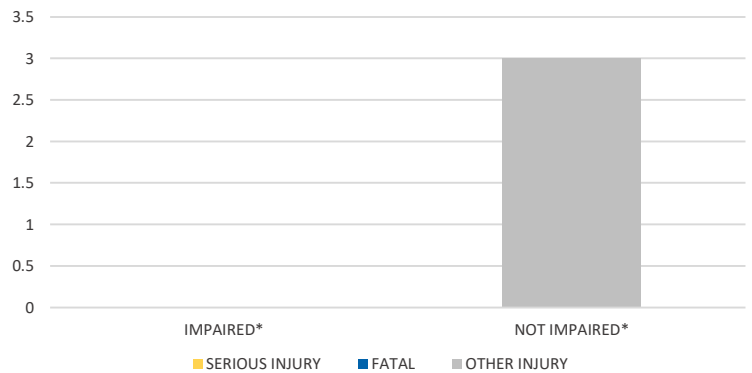
TIME OF DAY



LOCATION ON ROADWAY



IMPAIRED



*Involving alcohol and/or drugs by either driver.

COMMERCIAL MOTOR VEHICLE (CMV) CRASHES VS TOTAL CRASHES

Severity	CMV	All	% CMV
Fatal	0	0	0%
Incapacitating Injury	0	0	0%
Non-Incapacitating Injury	0	1	0%
Possible Injury	0	1	0%
No Injury/Property Damage Only	1	11	9%
Total	1	13	8%

NOTE: Fatal/Serious/Other Injury in bar graphs indicates persons not crashes.
 SOURCE: 2021 CARS data (unofficial at time of report)