

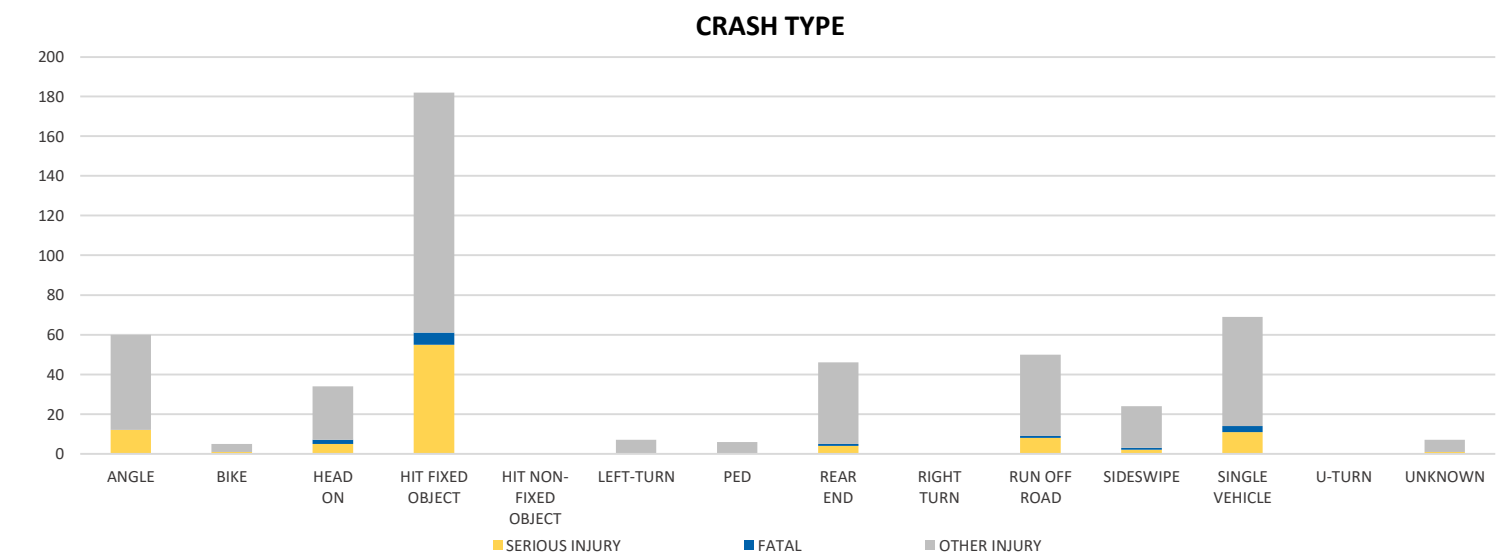
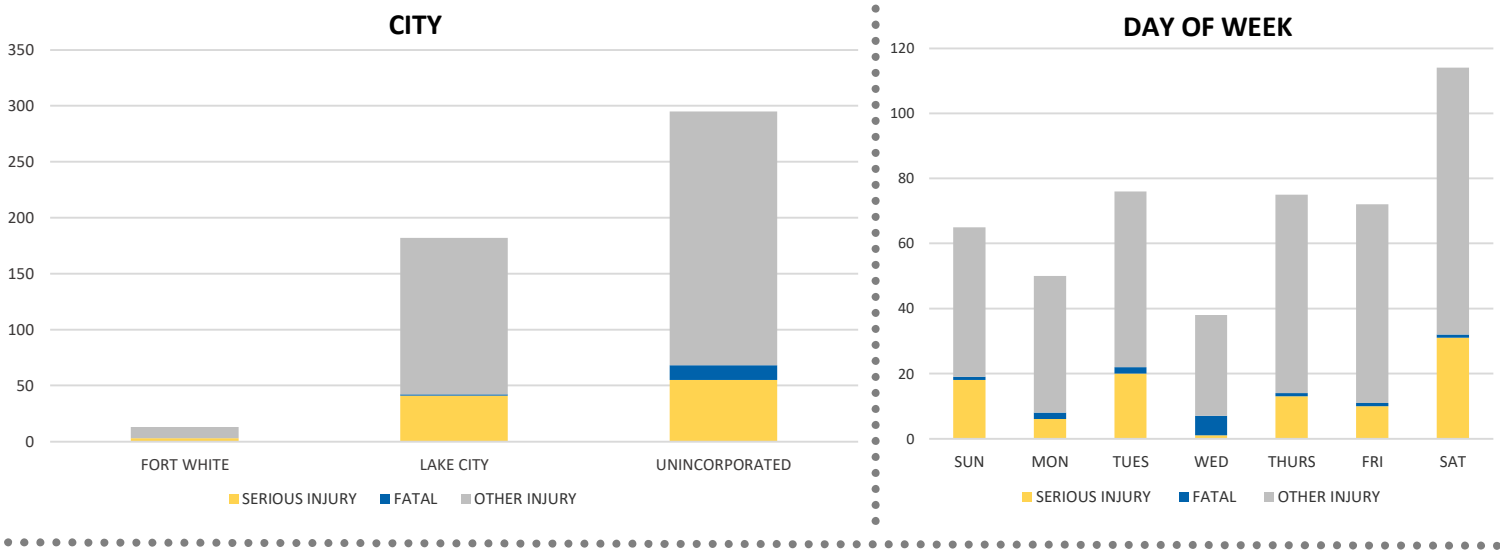
District 2 Community Traffic Safety Program

# COLUMBIA COUNTY 2021 Lane Departure Crash Data Summary



Severity	Columbia County					District 2	
	Fatal	Incapacitating Injury	Non-Incapacitating Injury	Possible Injury	No Injury/Property Damage Only*	Total	
Crashes	14	70	130	105	751	1,070	26,257
People Injured	14	99	189	188	N/A	490	8,271

Note: Crash severity is determined from the highest injury type in the crash (i.e. if a crash had both a fatal and a serious it is determined to be a fatal crash).



NOTE: Fatal/Serious/Other Injury in bar graphs indicates persons not crashes.  
SOURCE: 2021 CARS data (unofficial at time of report)

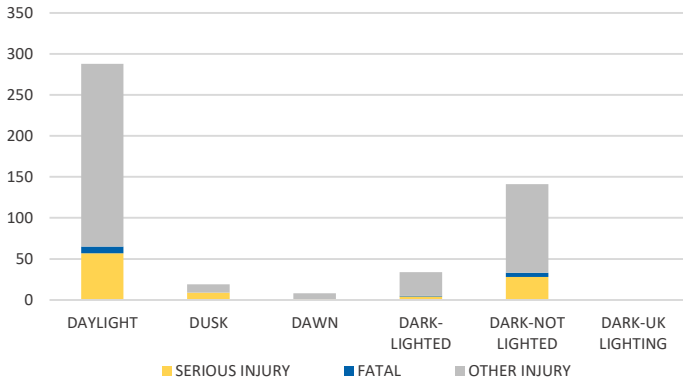
District 2 Community Traffic Safety Program

# COLUMBIA COUNTY

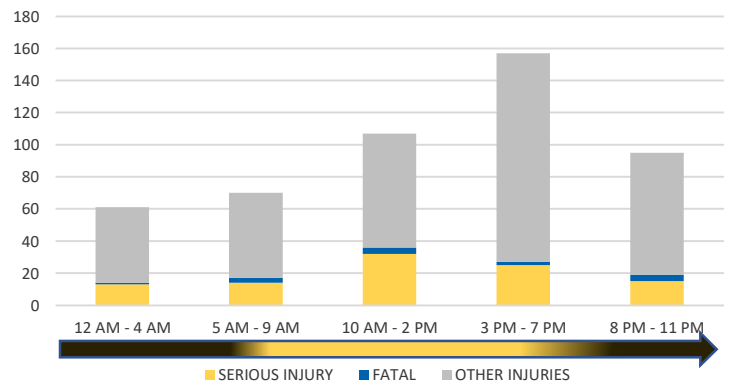
## 2021 Lane Departure Crash Data Summary



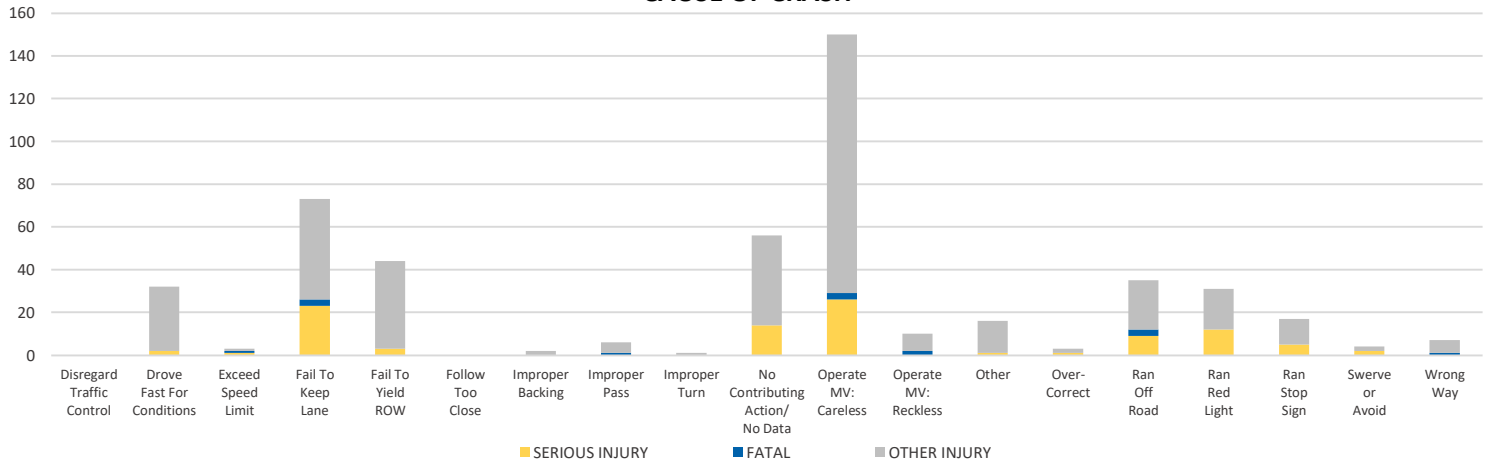
**LIGHTING**



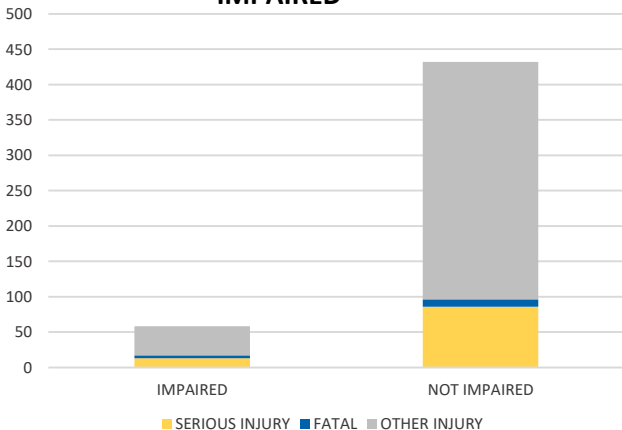
**TIME OF DAY**



**CAUSE OF CRASH**



**IMPAIRED**



ROAD CLASSIFICATION	2-LANE	MULTILANE	OTHER	TOTAL
INTERSTATE/EXPRESSWAY	N/A	297	N/A	297
URBAN	22	65	N/A	87
SUBURBAN	5	2	N/A	7
RURAL	63	3	N/A	66
PARKING LOT	N/A	N/A	128	128
UNDOCUMENTED	N/A	N/A	464	464
ON- & OFF-RAMP	N/A	N/A	21	21
<b>TOTAL</b>	<b>90</b>	<b>367</b>	<b>613</b>	<b>1,070</b>

NOTE: Fatal/Serious/Other Injury in bar graphs indicates persons not crashes.  
SOURCE: 2021 CARS data (unofficial at time of report)