

District 2 Community Traffic Safety Program

COLUMBIA COUNTY 2021 Intersection Crash Data Summary



Severity	Columbia County					District 2	
	Fatal	Incapacitating Injury	Non-Incapacitating Injury	Possible Injury	No Injury/Property Damage Only*	Total	
Crashes	4	32	82	124	430	672	17,225
People Injured	4	48	118	254	N/A	424	9,236

Note: Crash severity is determined from the highest injury type in the crash (i.e. if a crash had both a fatal and a serious it is determined to be a fatal crash).

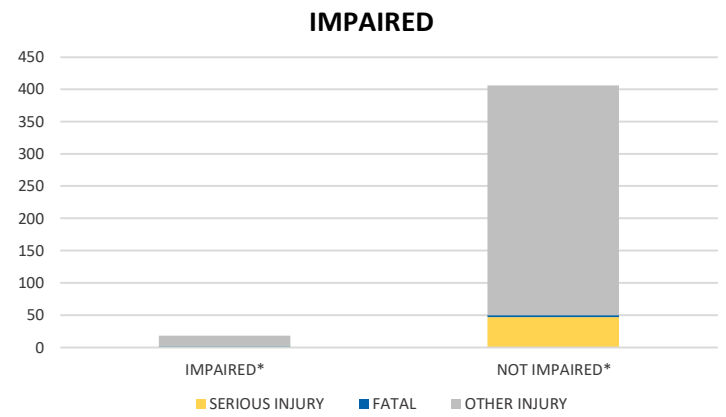
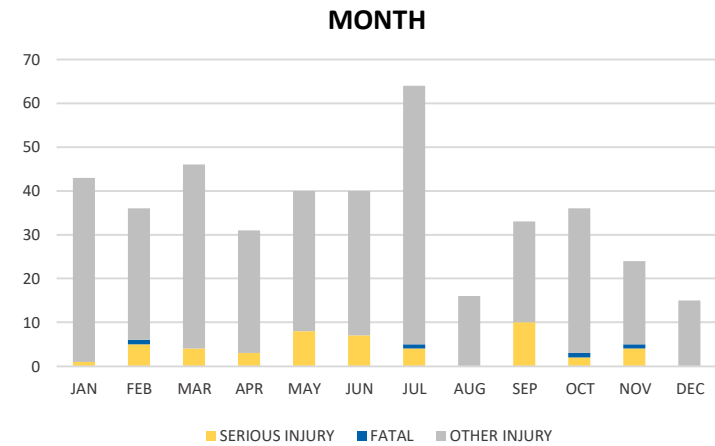
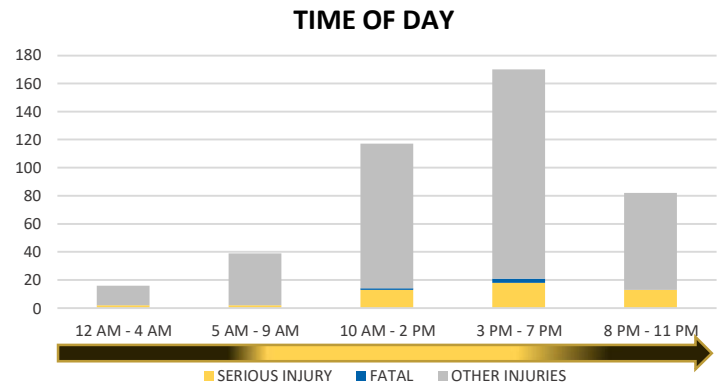
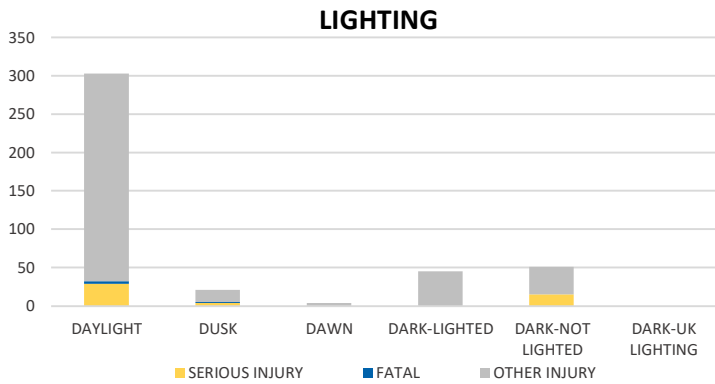


NOTE: Fatal/Serious/Other Injury in bar graphs indicates persons not crashes.
 SOURCES: 2021 CARS data (unofficial at time of report)

District 2 Community Traffic Safety Program

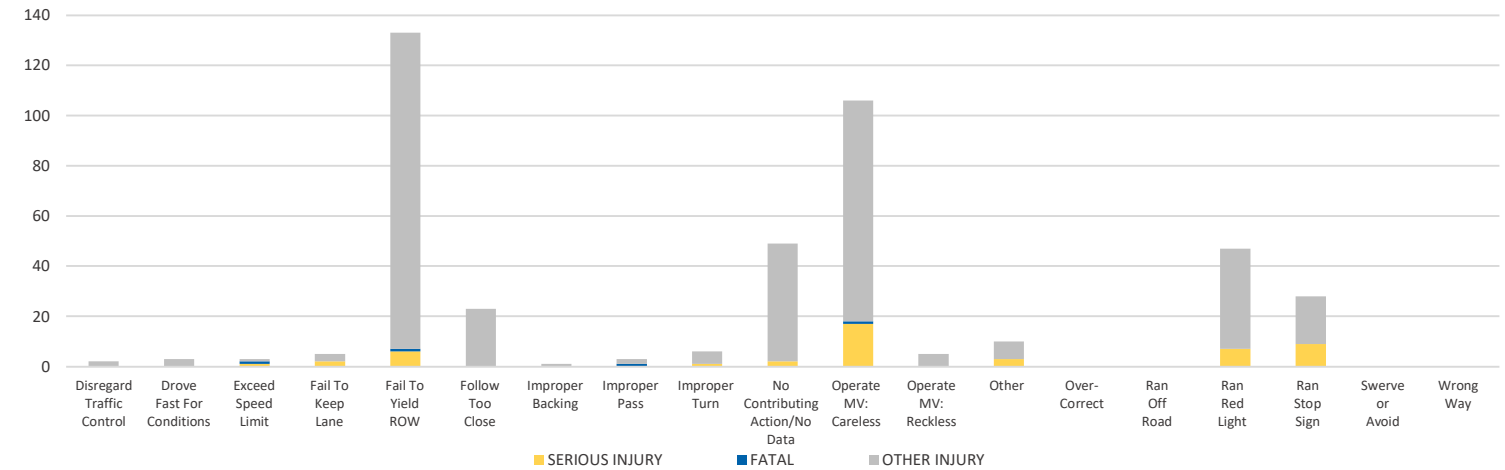
COLUMBIA COUNTY

2021 Intersection Crash Data Summary



*Involving alcohol and/or drugs by either driver.

DRIVER CAUSE OF CRASH



NOTE: Fatal/Serious/Other Injury in bar graphs indicates persons not crashes.

SOURCES: 2021 CARS data (unofficial at time of report)