

District 2 Community Traffic Safety Program

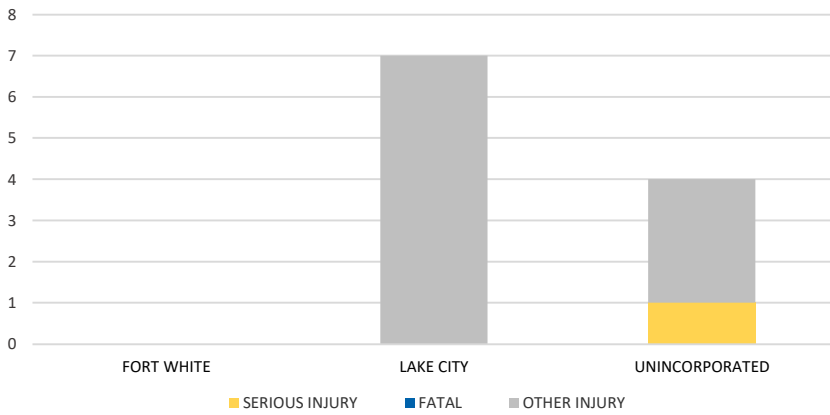
# COLUMBIA COUNTY 2021 Bicycle Crash Data Summary



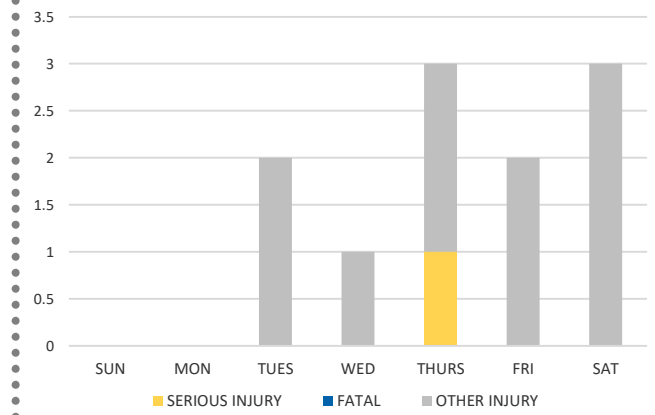
COLUMBIA COUNTY						DISTRICT 2	
Severity	Fatal	Incapacitating Injury	Non-Incapacitating Injury	Possible Injury	No Injury/Property Damage Only*	Total	
Crashes	0	1	4	6	0	11	577
People Injured	0	1	4	6	N/A	11	500

**Note:** Crash severity is determined from the highest injury type in the crash (i.e. if a crash had both a fatal and a serious it is determined to be a fatal crash).

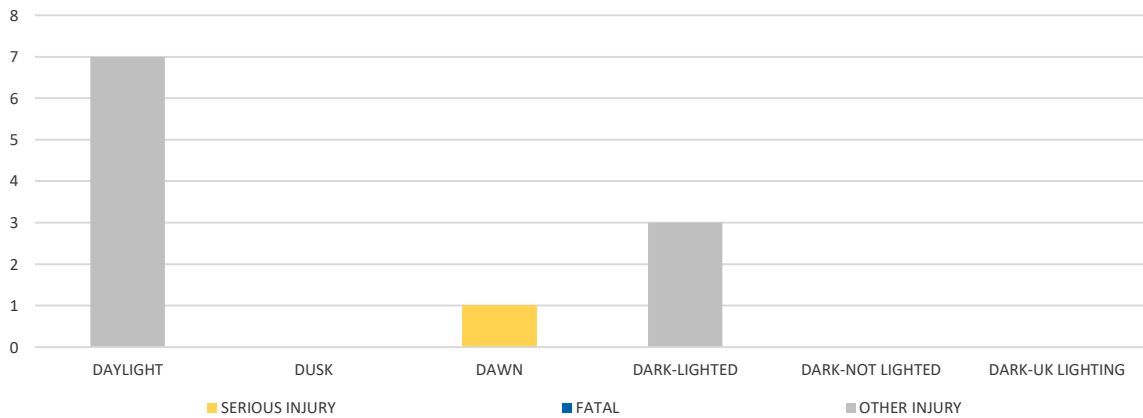
**CITY**



**DAY OF WEEK**



**LIGHTING**



	Daylight	NOT Daylight
All Bicycle Crashes	63.6%	36.4%
Fatal or Incapacitating Bicycle Crashes	0.0%	9.1%

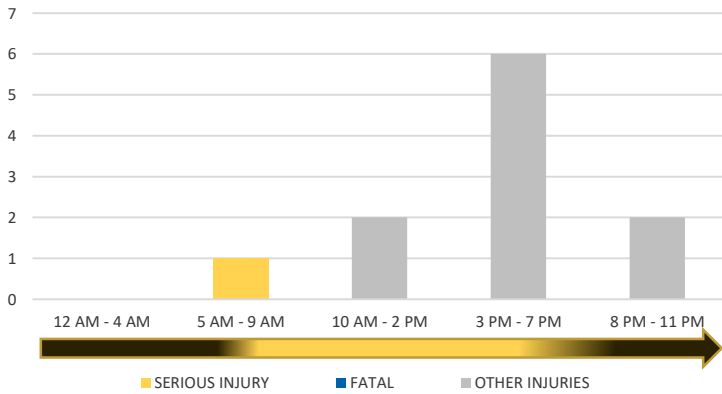
**NOTE:** Fatal/Serious/Other Injury in bar graphs indicates persons not crashes.  
**SOURCES:** 2021 CARS data (unofficial at time of report)

District 2 Community Traffic Safety Program

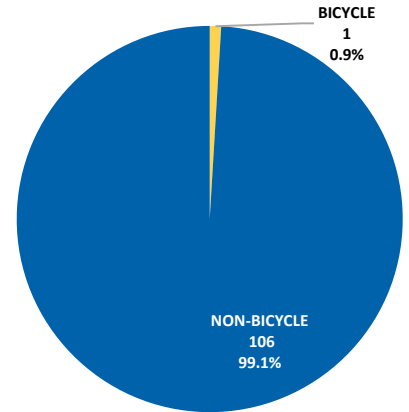
# COLUMBIA COUNTY 2021 Bicycle Crash Data Summary



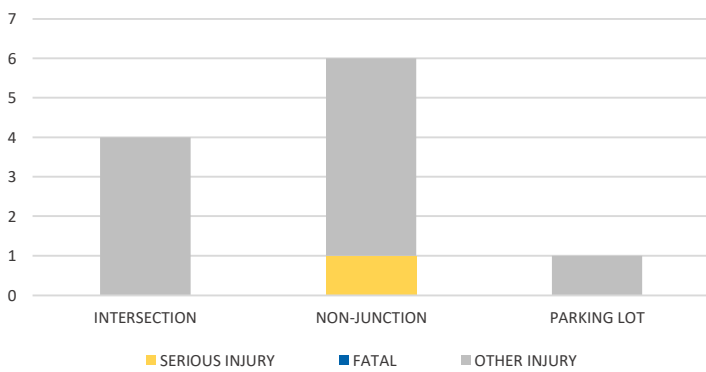
**TIME OF DAY**



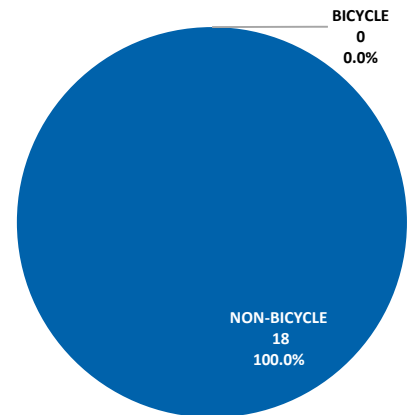
**BICYCLE SERIOUS INJURY CRASHES VS TOTAL SERIOUS INJURY CRASHES**



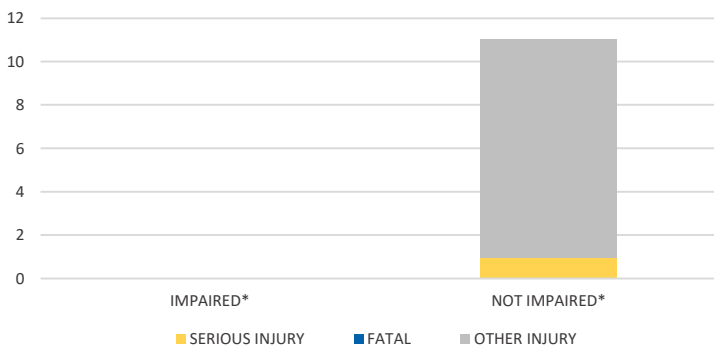
**LOCATION ON ROADWAY**



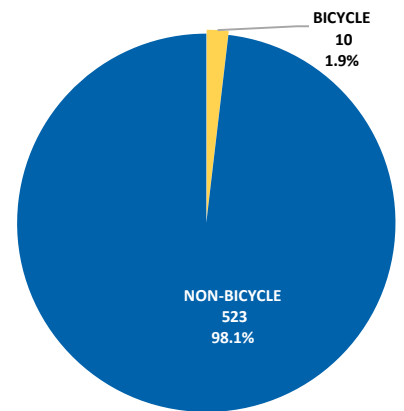
**BICYCLE FATAL CRASHES VS TOTAL FATAL CRASHES**



**IMPAIRED**



**BICYCLE OTHER INJURY CRASHES VS TOTAL OTHER INJURY CRASHES**



\*Involving alcohol and/or drugs by bicyclist and/or driver.