

District 2 Community Traffic Safety Program

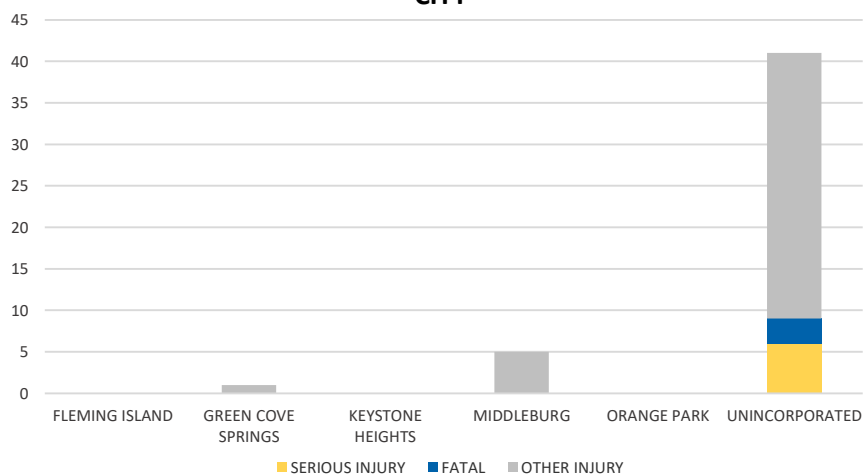
CLAY COUNTY 2021 Work Zone Crash Data Summary



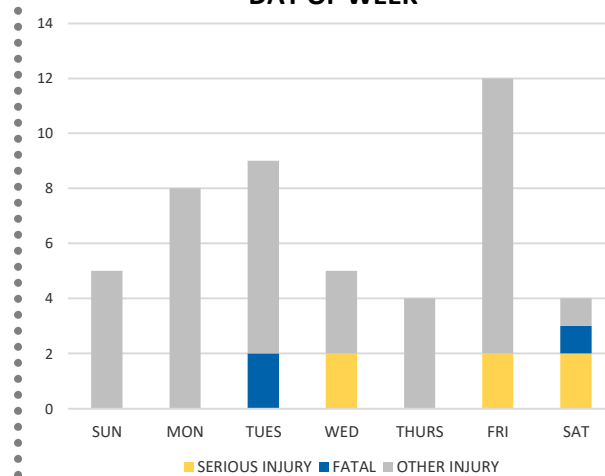
CLAY COUNTY						DISTRICT 2	
Severity	Fatal	Incapacitating Injury	Non-Incapacitating Injury	Possible Injury	No Injury/Property Damage Only*	Total	
Crashes	3	2	9	16	105	135	1,219
People Injured	3	6	15	23	N/A	47	525

Note: Crash severity is determined from the highest injury type in the crash (i.e. if a crash had both a fatal and a serious it is determined to be a fatal crash).

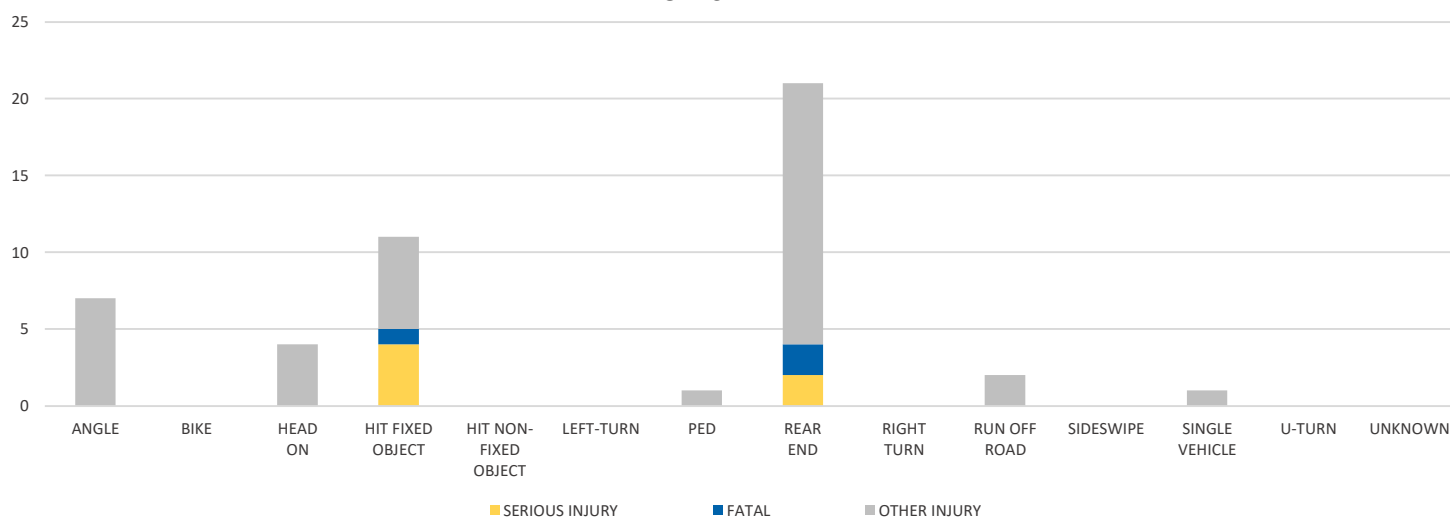
CITY



DAY OF WEEK



CRASH TYPE



NOTE: Fatal/Serious/Other Injury in bar graphs indicates persons not crashes.

SOURCE: 2021 CARS data (unofficial at time of report)

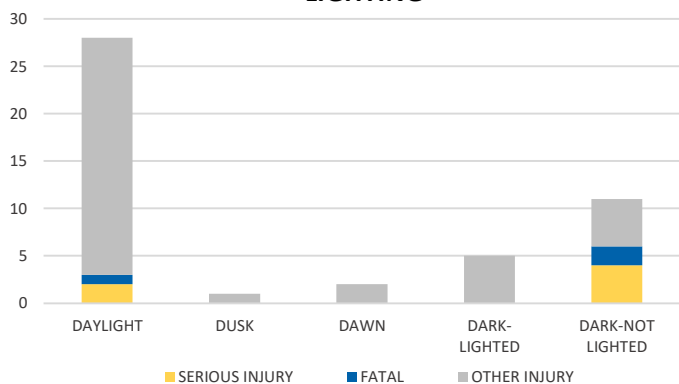
DATE GENERATED: 12/22/21

District 2 Community Traffic Safety Program

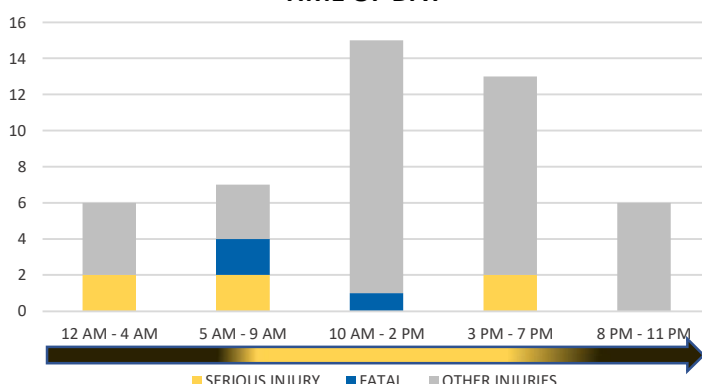
CLAY COUNTY 2021 Work Zone Crash Data Summary



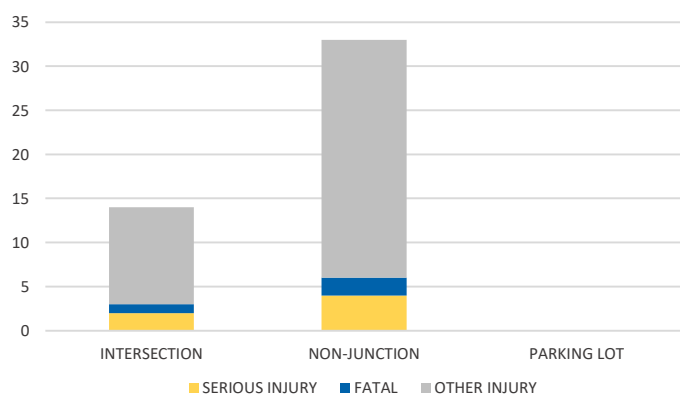
LIGHTING



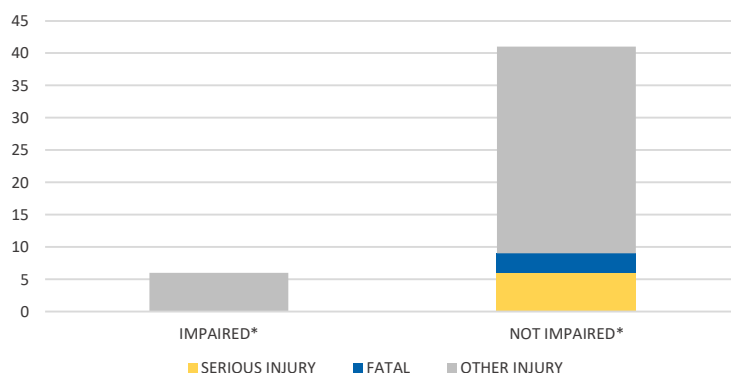
TIME OF DAY



LOCATION ON ROADWAY



IMPAIRED



*Involving alcohol and/or drugs by either driver.

COMMERCIAL MOTOR VEHICLE (CMV) CRASHES VS TOTAL CRASHES			
Severity	CMV	All	% CMV
Fatal	2	3	67%
Incapacitating Injury	1	2	50%
Non-Incapacitating Injury	2	9	22%
Possible Injury	0	16	0%
No Injury/Property Damage Only	18	105	17%
Total	23	135	17%

NOTE: Fatal/Serious/Other Injury in bar graphs indicates persons not crashes.
SOURCE: 2021 CARS data (unofficial at time of report)