

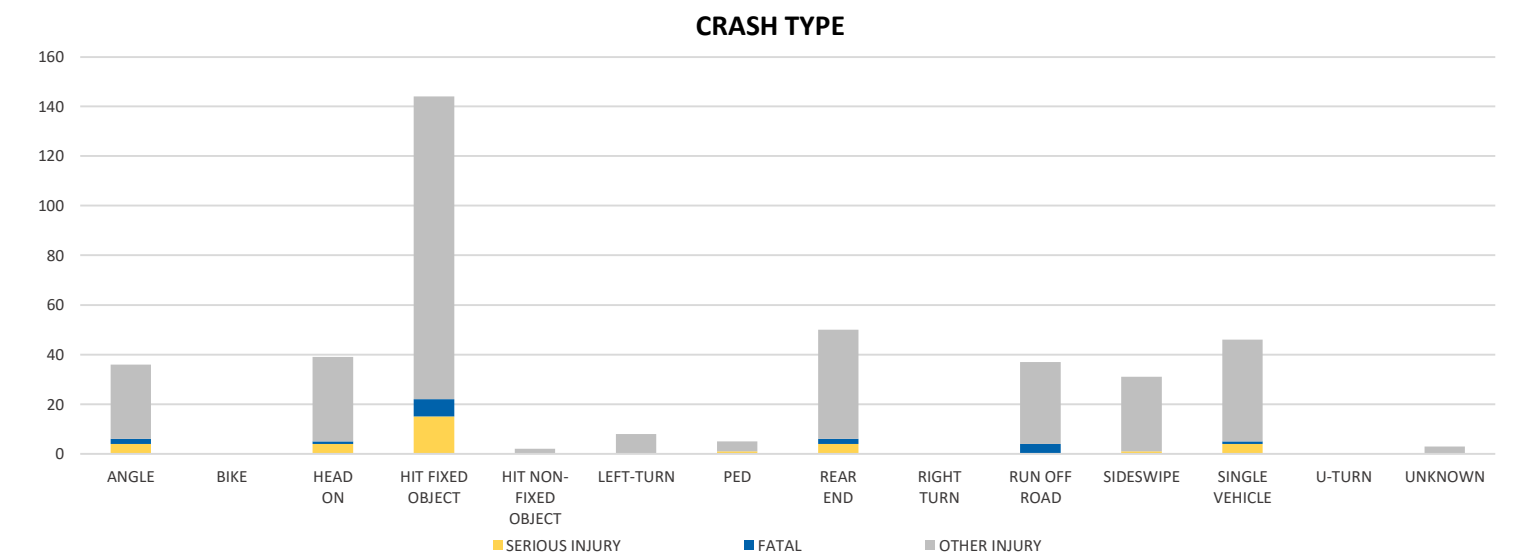
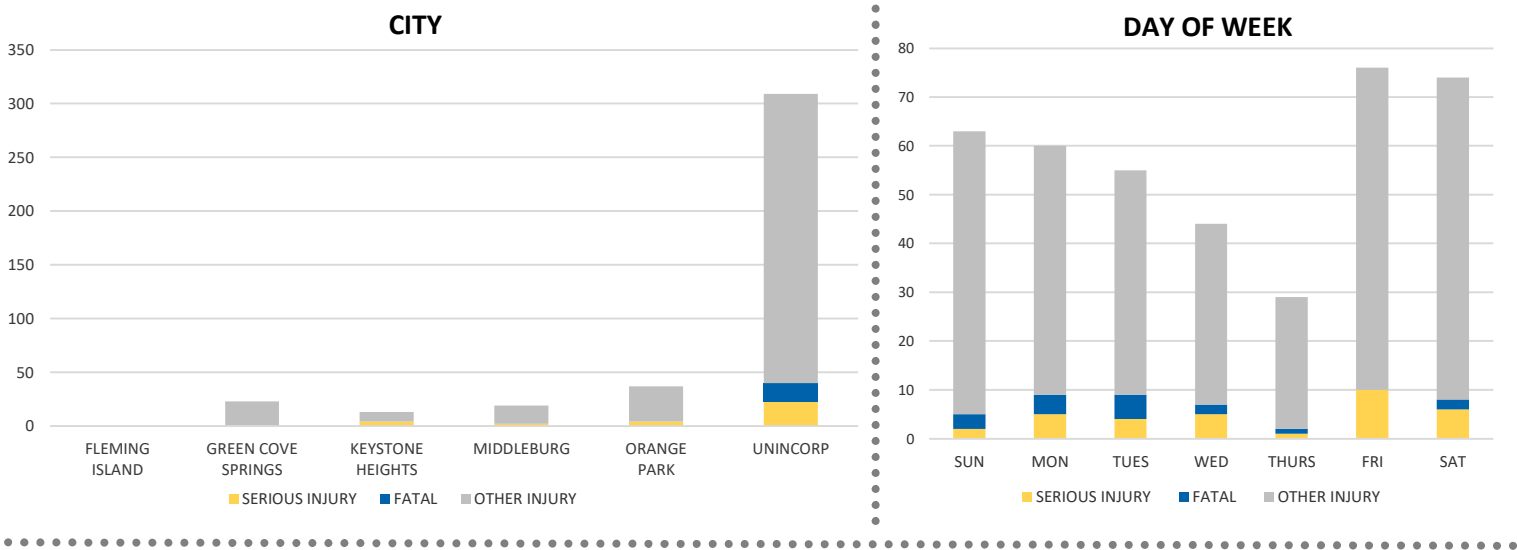
District 2 Community Traffic Safety Program

CLAY COUNTY 2021 Lane Departure Crash Data Summary



Severity	Clay County					District 2	
	Fatal	Incapacitating Injury	Non-Incapacitating Injury	Possible Injury	No Injury/Property Damage Only*	Total	
Crashes	14	21	139	119	1,524	1,817	26,257
People Injured	17	33	177	174	N/A	401	8,271

Note: Crash severity is determined from the highest injury type in the crash (i.e. if a crash had both a fatal and a serious it is determined to be a fatal crash).



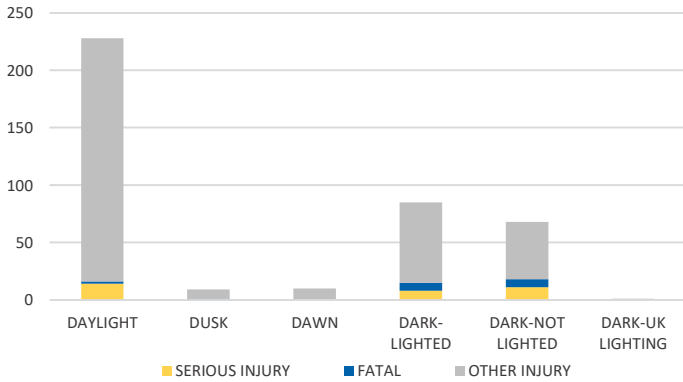
NOTE: Fatal/Serious/Other Injury in bar graphs indicates persons not crashes.
SOURCE: 2021 CARS data (unofficial at time of report)

District 2 Community Traffic Safety Program

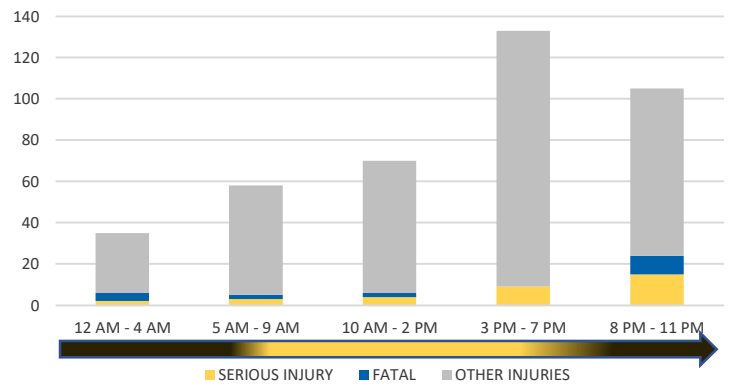
CLAY COUNTY 2021 Lane Departure Crash Data Summary



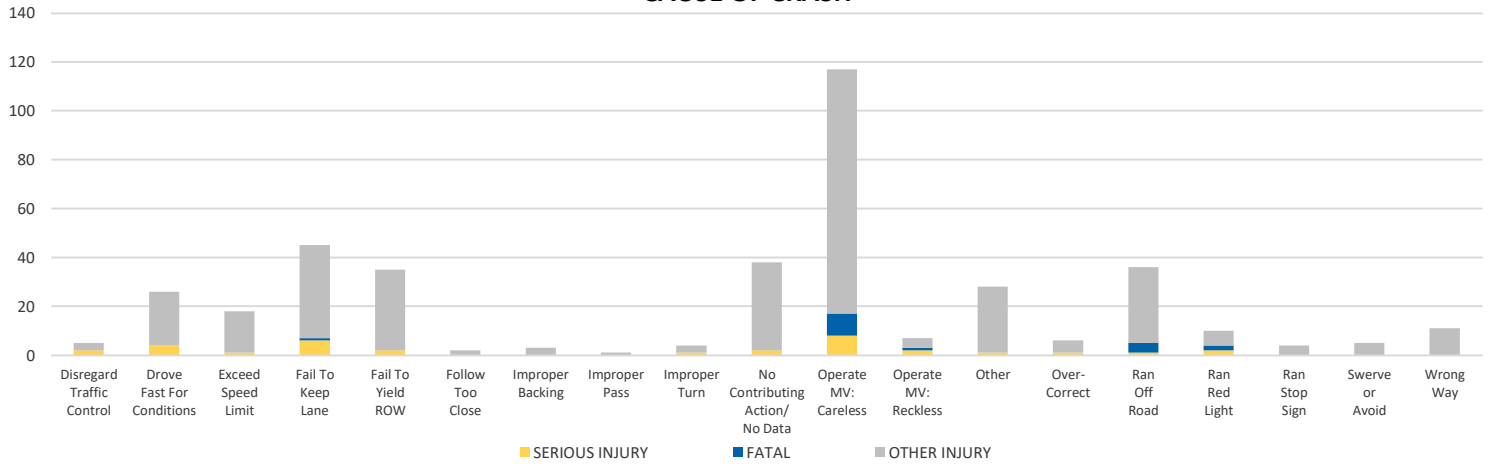
LIGHTING



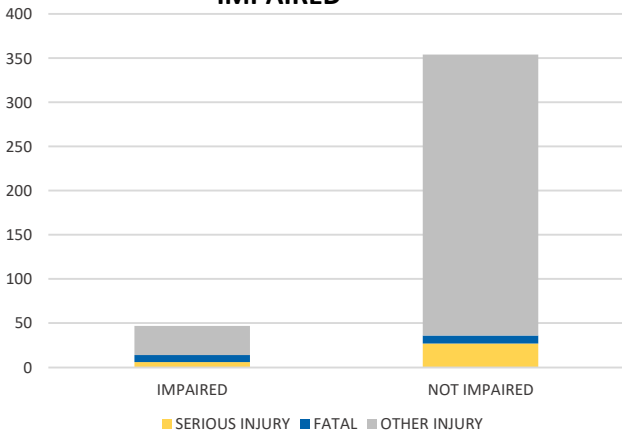
TIME OF DAY



CAUSE OF CRASH



IMPAIRED



ROAD CLASSIFICATION	2-LANE	MULTILANE	OTHER	TOTAL
INTERSTATE/EXPRESSWAY	N/A	7	N/A	7
URBAN	31	194	N/A	225
SUBURBAN	2	10	N/A	12
RURAL	13	11	N/A	24
PARKING LOT	N/A	N/A	658	658
UNDOCUMENTED	N/A	N/A	891	891
ON- & OFF-RAMP	N/A	N/A	0	0
TOTAL	46	222	1,549	1,817

NOTE: Fatal/Serious/Other Injury in bar graphs indicates persons not crashes.
SOURCE: 2021 CARS data (unofficial at time of report)