

District 2 Community Traffic Safety Program

BRADFORD COUNTY 2021 Work Zone Crash Data Summary



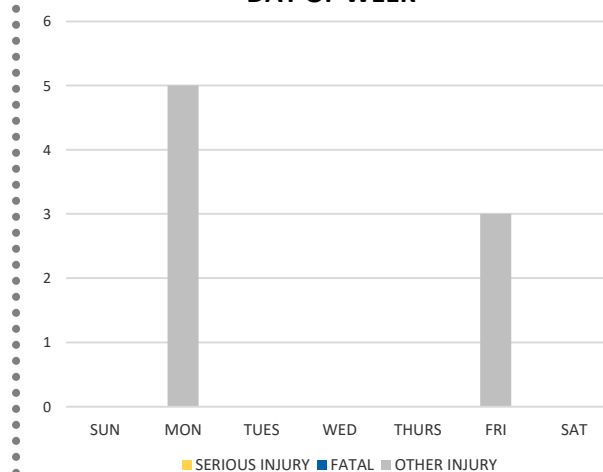
BRADFORD COUNTY						DISTRICT 2	
Severity	Fatal	Incapacitating Injury	Non-Incapacitating Injury	Possible Injury	No Injury/Property Damage Only*	Total	
Crashes	0	0	0	3	14	17	1,219
People Injured	0	0	0	8	N/A	8	525

Note: Crash severity is determined from the highest injury type in the crash (i.e. if a crash had both a fatal and a serious it is determined to be a fatal crash).

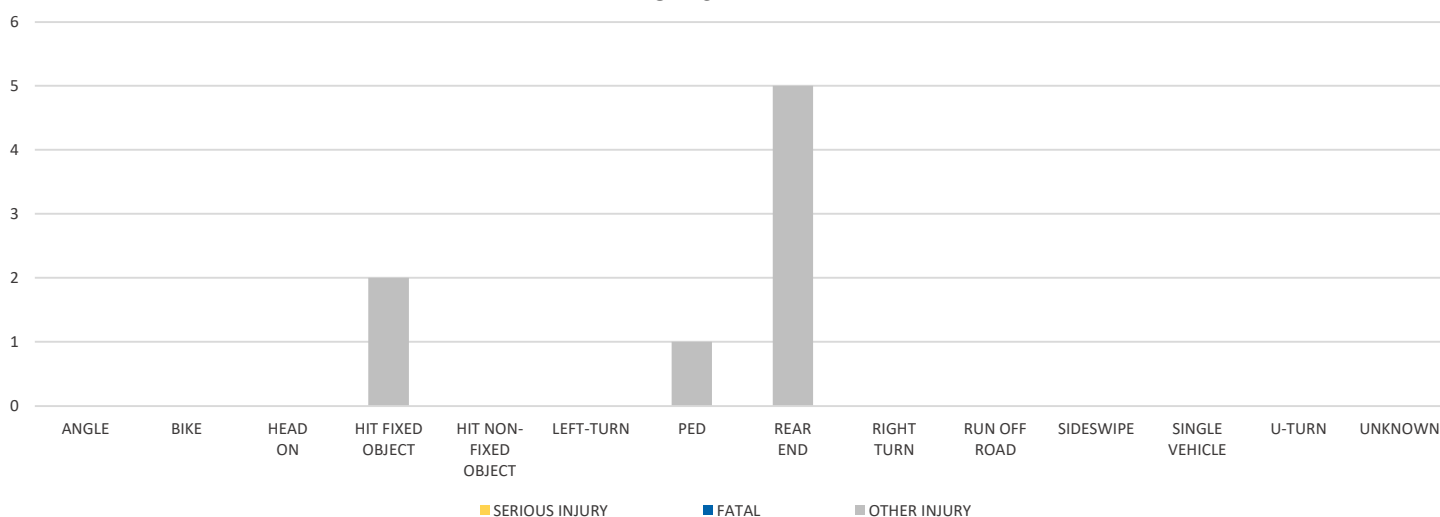
CITY



DAY OF WEEK



CRASH TYPE



NOTE: Fatal/Serious/Other Injury in bar graphs indicates persons not crashes.
SOURCE: 2021 CARS data (unofficial at time of report)

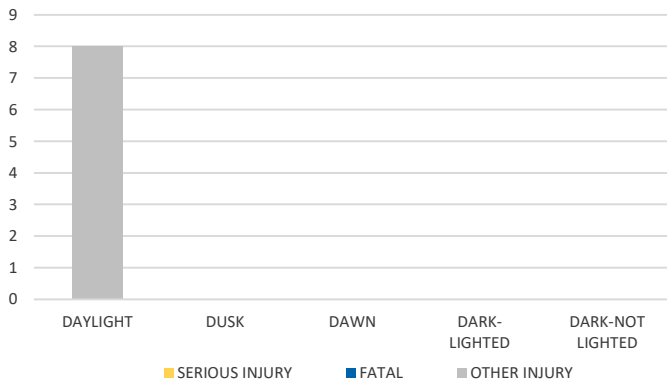
District 2 Community Traffic Safety Program

BRADFORD COUNTY

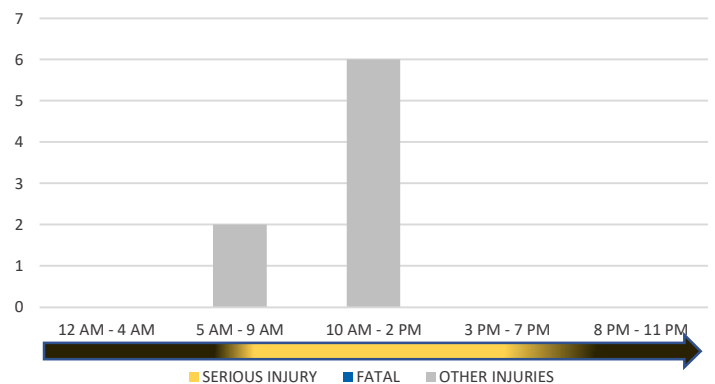
2021 Work Zone Crash Data Summary



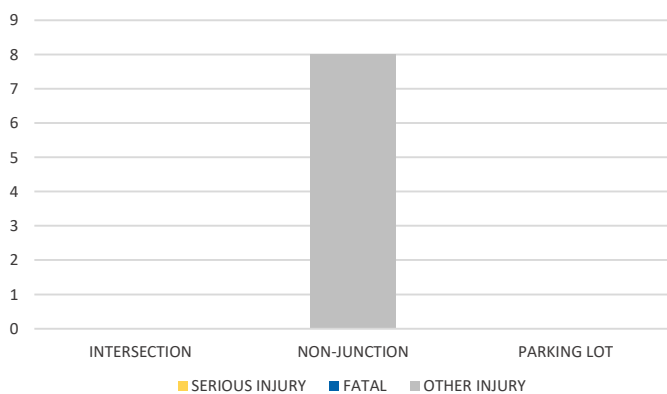
LIGHTING



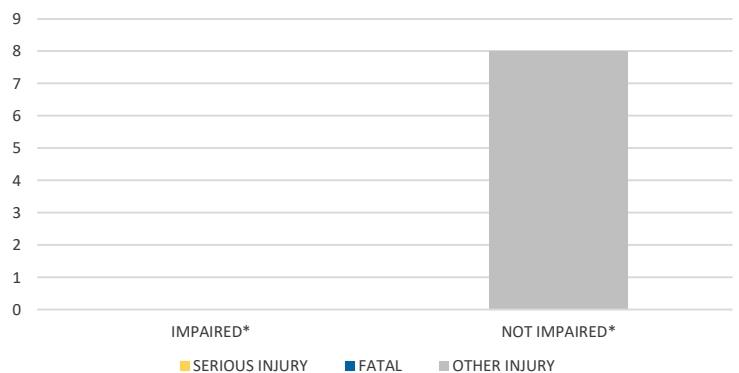
TIME OF DAY



LOCATION ON ROADWAY



IMPAIRED



*Involving alcohol and/or drugs by either driver.

COMMERCIAL MOTOR VEHICLE (CMV) CRASHES VS TOTAL CRASHES

Severity	CMV	All	% CMV
Fatal	0	0	0%
Incapacitating Injury	0	0	0%
Non-Incapacitating Injury	0	0	0%
Possible Injury	1	3	33%
No Injury/Property Damage Only	1	14	7%
Total	2	17	12%

NOTE: Fatal/Serious/Other Injury in bar graphs indicates persons not crashes.
SOURCE: 2021 CARS data (unofficial at time of report)