

District 2 Community Traffic Safety Program

# BRADFORD COUNTY

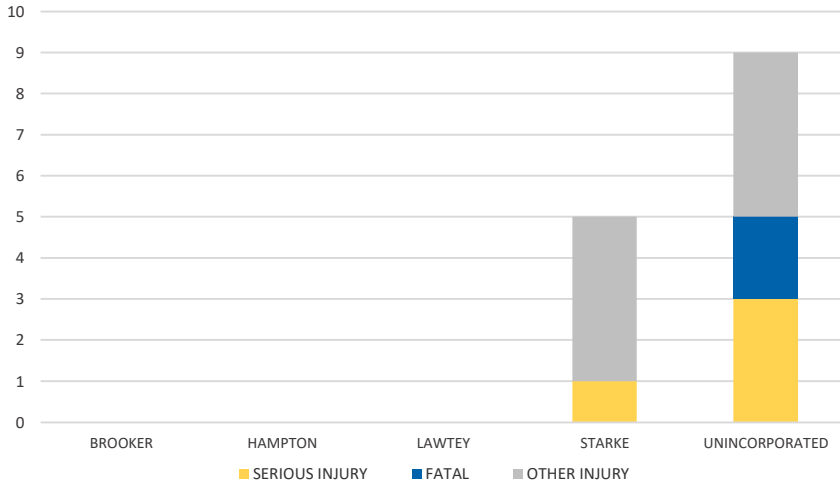
## 2021 Impaired Driving Crash Data Summary



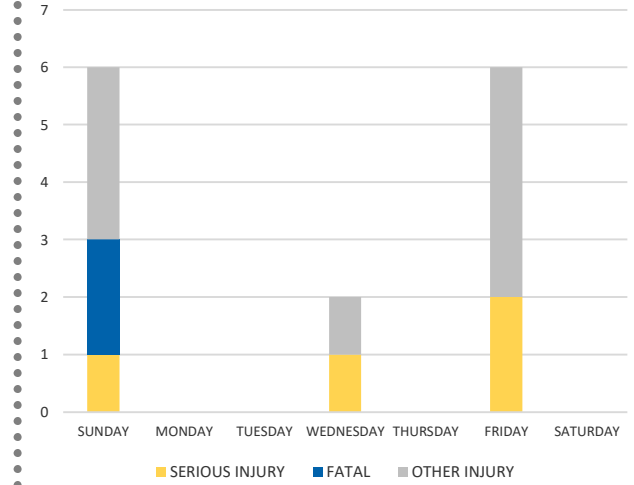
| BRADFORD COUNTY |       |                       |                           |                 |                                 | DISTRICT 2 |       |
|-----------------|-------|-----------------------|---------------------------|-----------------|---------------------------------|------------|-------|
| Severity        | Fatal | Incapacitating Injury | Non-Incapacitating Injury | Possible Injury | No Injury/Property Damage Only* | Total      |       |
| Crashes         | 2     | 3                     | 1                         | 0               | 7                               | 13         | 2,024 |
| People Injured  | 2     | 4                     | 4                         | 4               | N/A                             | 14         | 1,387 |

Note: Crash severity is determined from the highest injury type in the crash (i.e. if a crash had both a fatal and a serious it is determined to be a fatal crash).

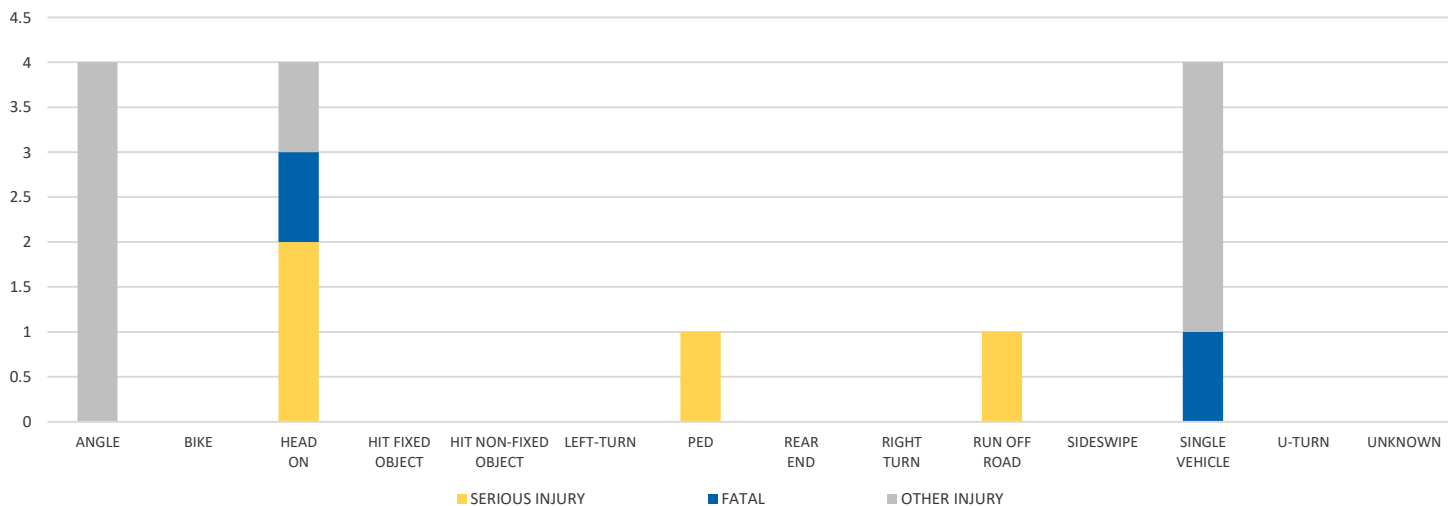
CITY



DAY OF WEEK



CRASH TYPE



NOTE: Fatal/Serious/Other Injury in bar graphs indicates persons not crashes.  
SOURCE: 2021 CARS data (unofficial at time of report)

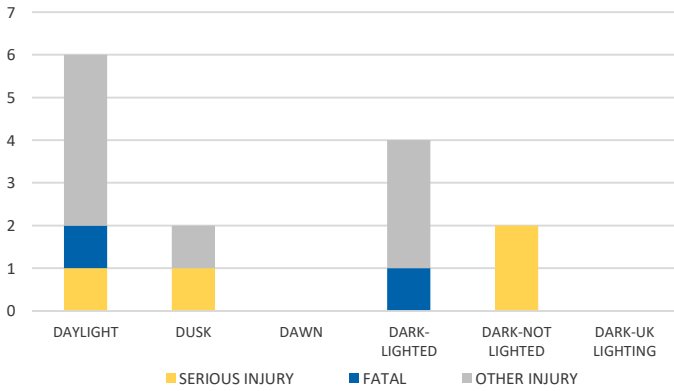
District 2 Community Traffic Safety Program

# BRADFORD COUNTY

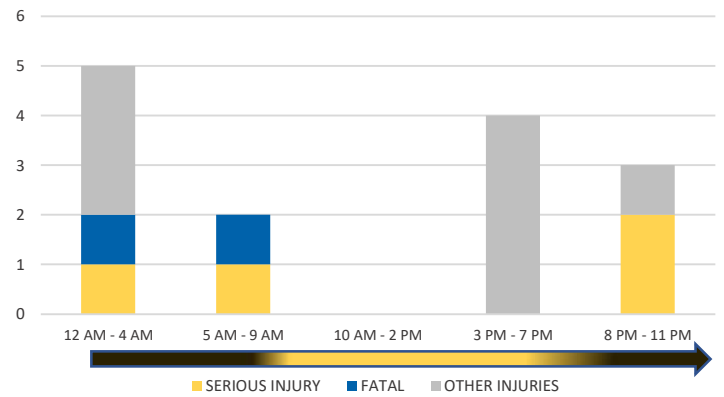
## 2021 Impaired Driving Crash Data Summary



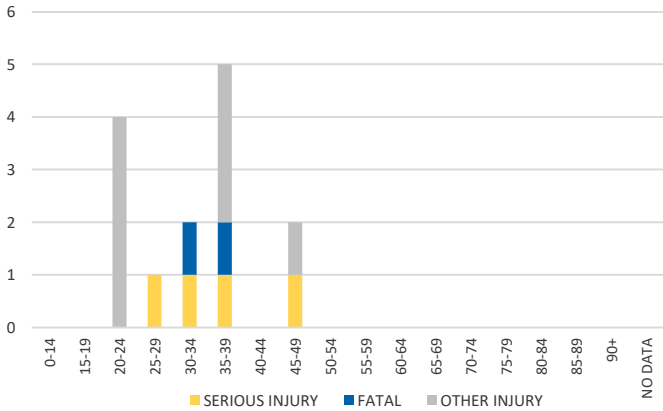
**LIGHTING**



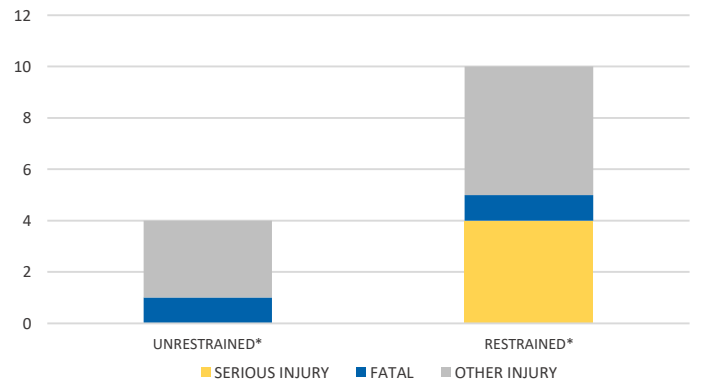
**TIME OF DAY**



**IMPAIRED DRIVER AGE**

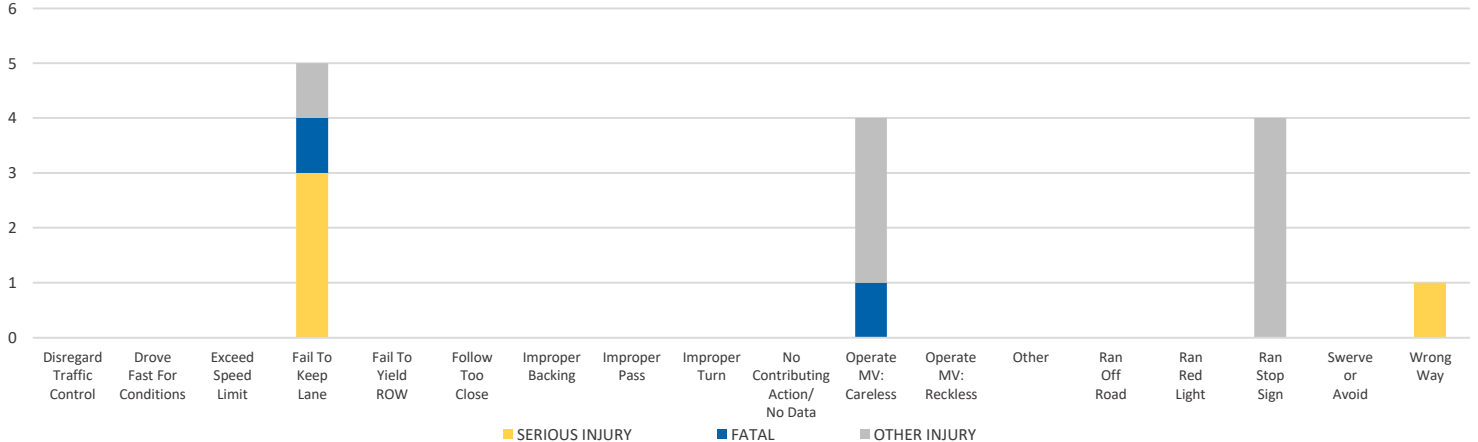


**OCCUPANT PROTECTION**



\*Number of injuries where at least one person was unrestrained/restrained.

**CAUSE OF CRASH**



NOTE: Fatal/Serious/Other Injury in bar graphs indicates persons not crashes.

SOURCE: 2021 CARS data (unofficial at time of report)

DATE GENERATED: 2/10/2022