

District 2 Community Traffic Safety Program

BAKER COUNTY

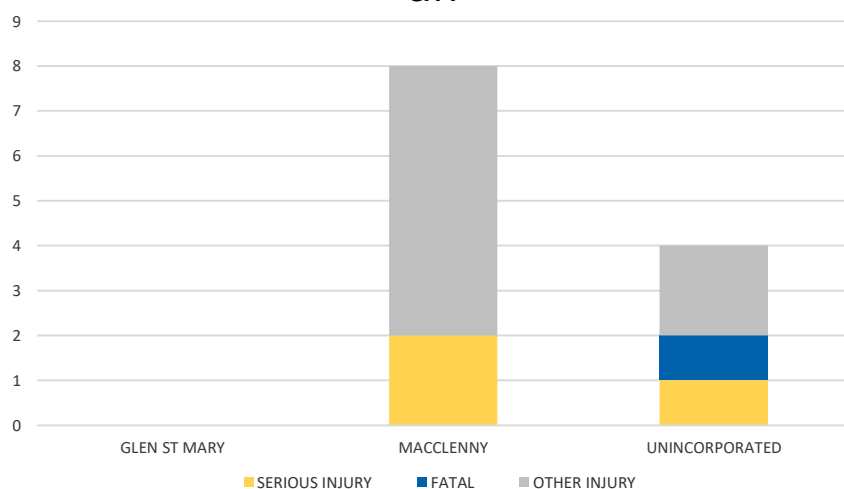
2021 Motorcycle Crash Data Summary



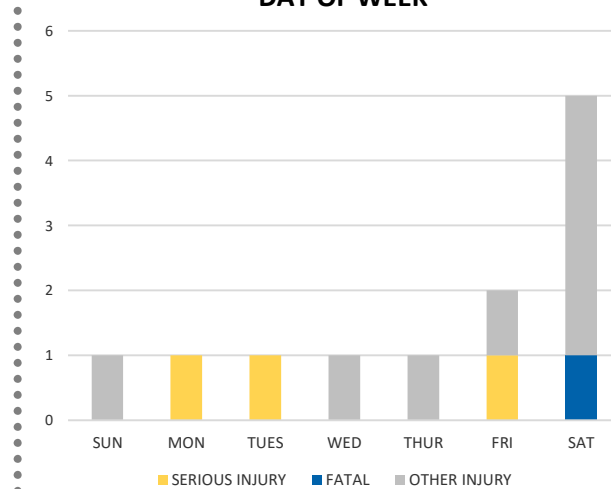
| Severity | BAKER COUNTY | | | | | DISTRICT 2 | |
|----------------|--------------|-----------------------|---------------------------|-----------------|---------------------------------|------------|--------|
| | Fatal | Incapacitating Injury | Non-Incapacitating Injury | Possible Injury | No Injury/Property Damage Only* | Total | |
| Crashes | 1 | 3 | 5 | 2 | 1 | 12 | 10,017 |
| People Injured | 1 | 3 | 5 | 3 | N/A | 12 | 8,751 |

Note: Crash severity is determined from the highest injury type in the crash (i.e. if a crash had both a fatal and a serious it is determined to be a fatal crash).

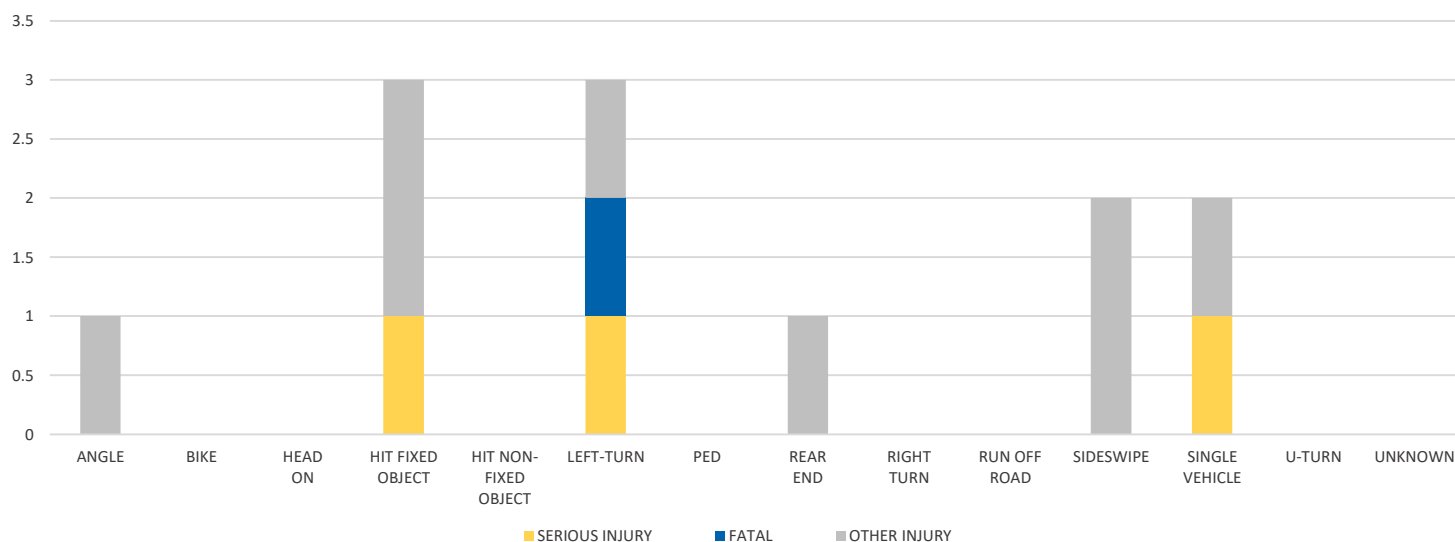
CITY



DAY OF WEEK



CRASH TYPE



NOTE: Fatal/Serious/Other Injury in bar graphs indicates persons not crashes.
 SOURCE: 2021 CARS data (unofficial at time of report)

District 2 Community Traffic Safety Program

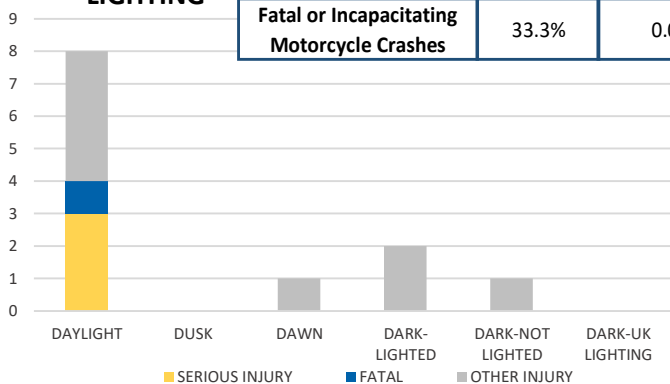
BAKER COUNTY

2021 Motorcycle Crash Data Summary

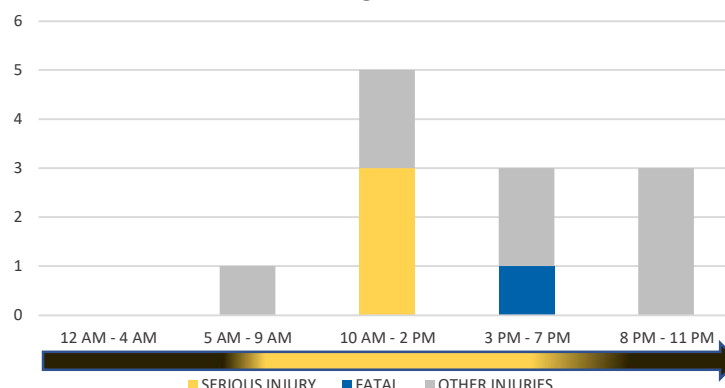


| | Daylight | NOT Daylight |
|--|----------|--------------|
| All Motorcycle Crashes | 66.7% | 33.3% |
| Fatal or Incapacitating Motorcycle Crashes | 33.3% | 0.0% |

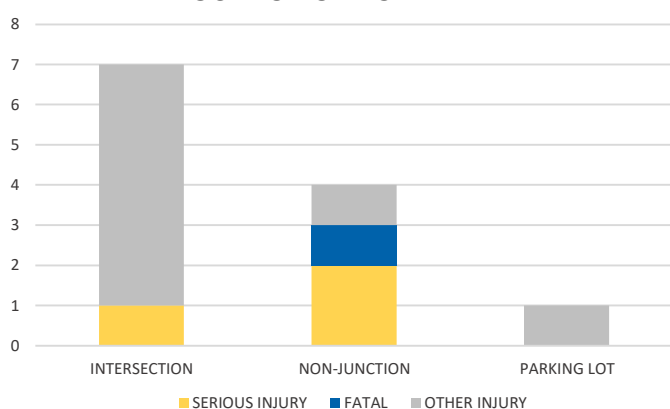
LIGHTING



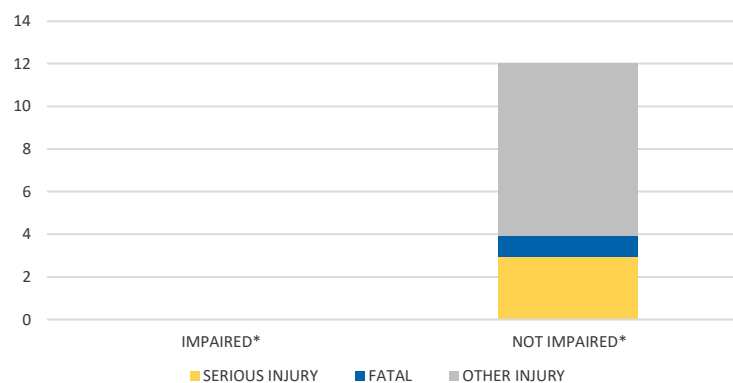
TIME OF DAY



LOCATION ON ROADWAY

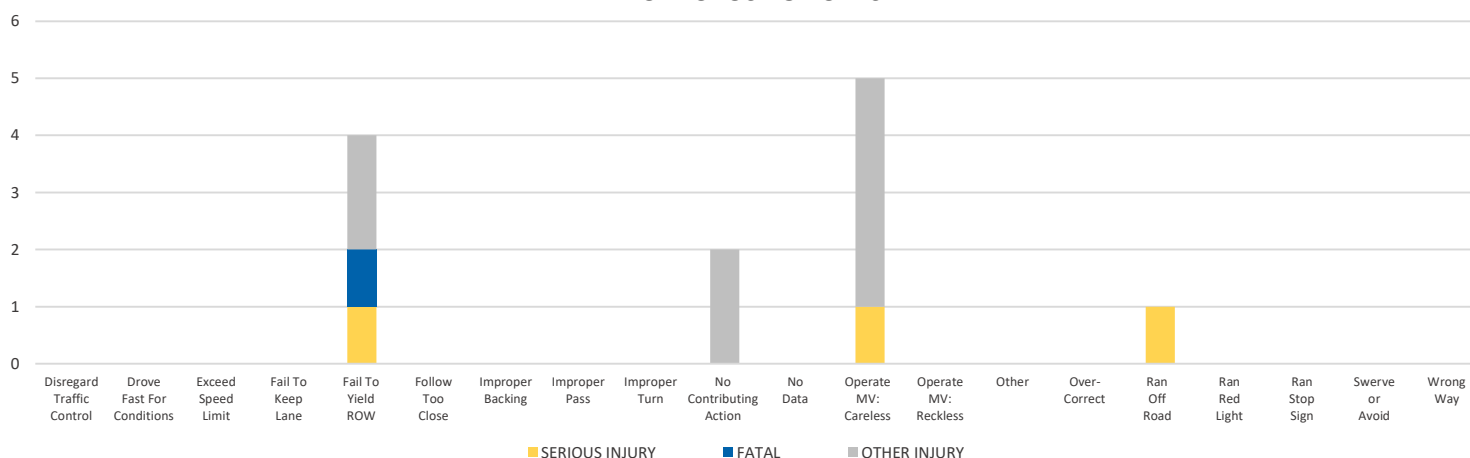


IMPAIRED



*Involving alcohol and/or drugs by either driver.

AT-FAULT CAUSE OF CRASH



NOTE: Fatal/Serious/Other Injury in bar graphs indicates persons not crashes.
SOURCE: 2021 CARS data (unofficial at time of report)