

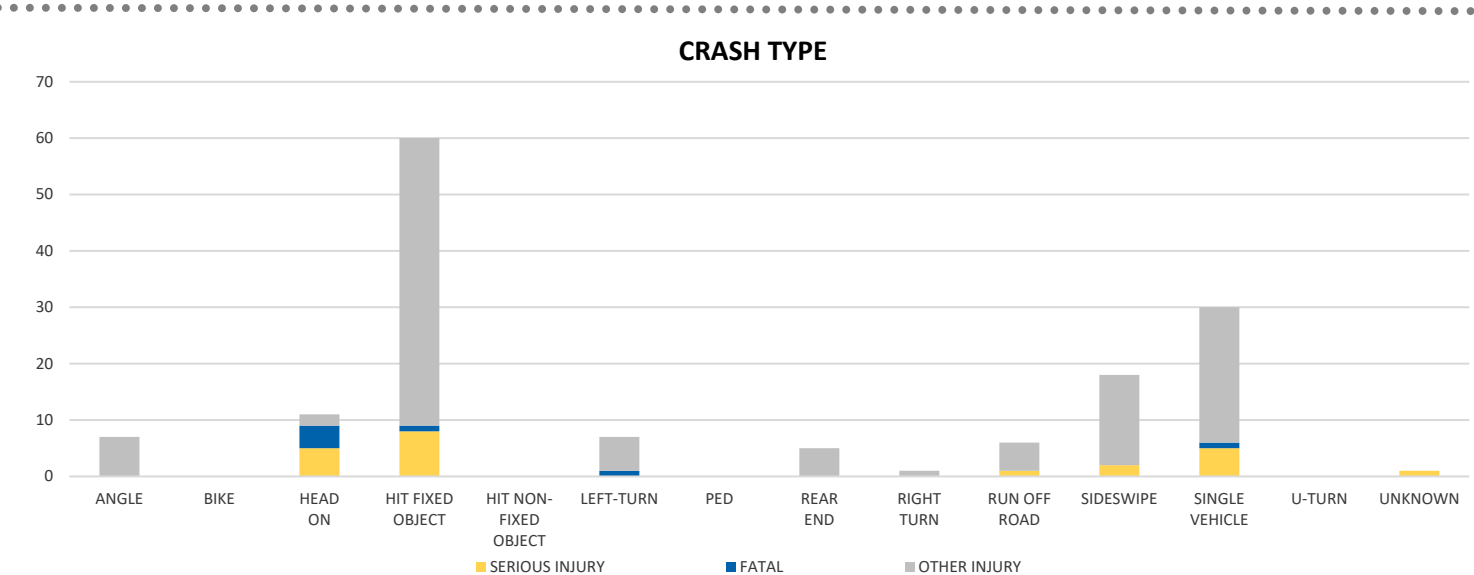
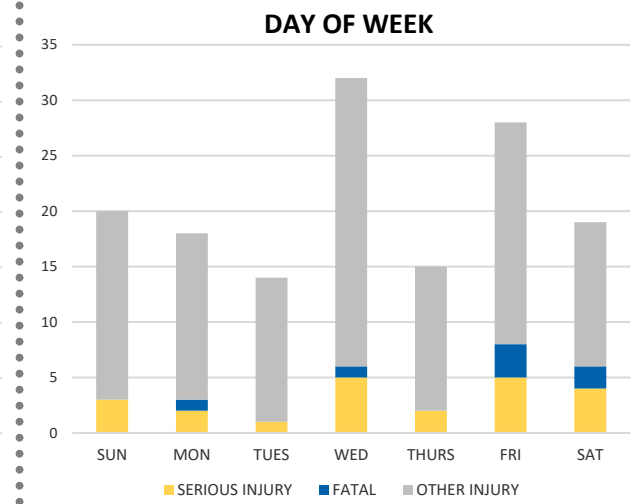
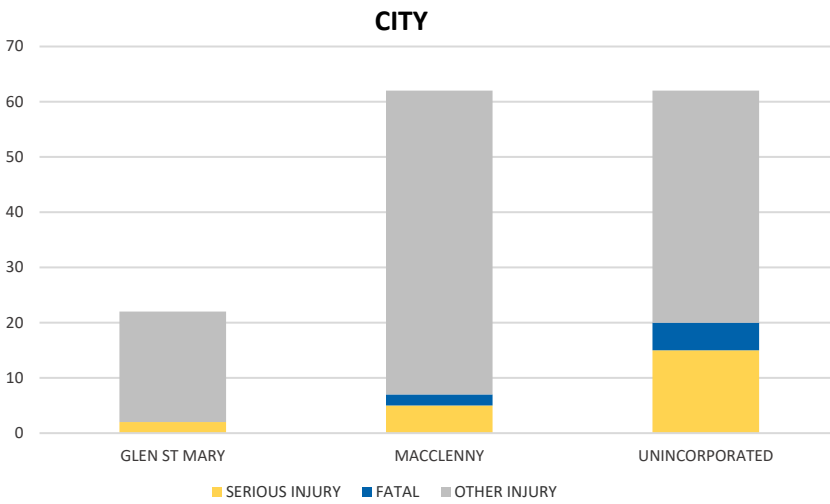
District 2 Community Traffic Safety Program

BAKER COUNTY 2021 Lane Departure Crash Data Summary



Severity	Baker County					District 2	
	Fatal	Incapacitating Injury	Non-Incapacitating Injury	Possible Injury	No Injury/Property Damage Only*	Total	
Crashes	6	18	30	46	268	368	26,257
People Injured	7	22	43	74	N/A	146	8,271

Note: Crash severity is determined from the highest injury type in the crash (i.e. if a crash had both a fatal and a serious it is determined to be a fatal crash).



NOTE: Fatal/Serious/Other Injury in bar graphs indicates persons not crashes.

SOURCE: 2021 CARS data (unofficial at time of report)

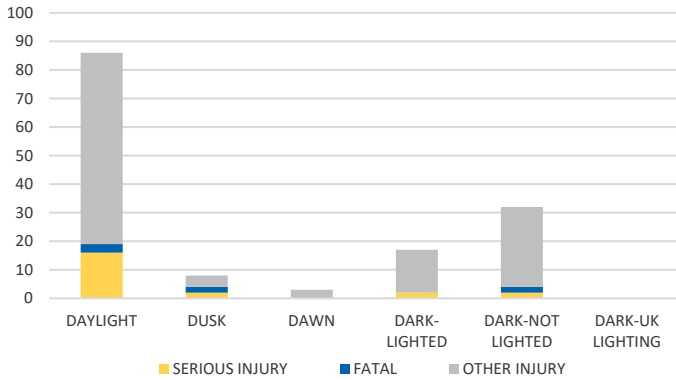
DATE GENERATED: 12/21/2021

District 2 Community Traffic Safety Program

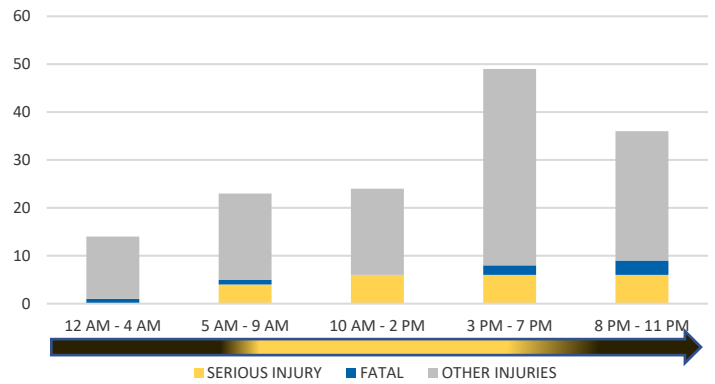
BAKER COUNTY 2021 Lane Departure Crash Data Summary



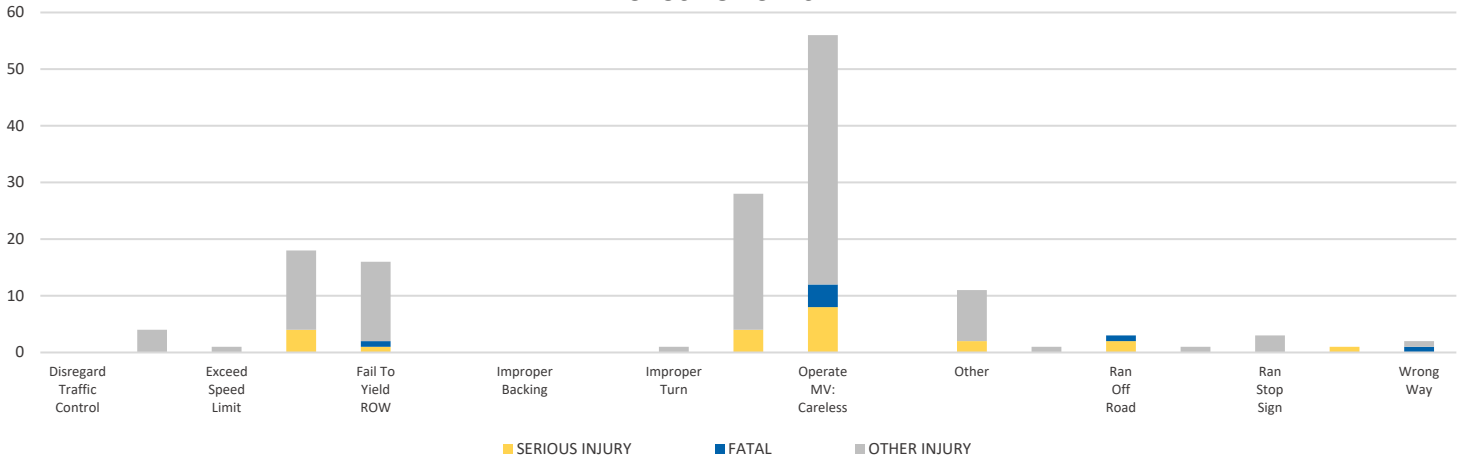
LIGHTING



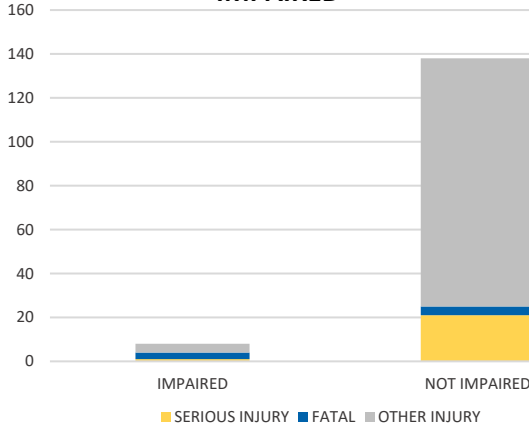
TIME OF DAY



CAUSE OF CRASH



IMPAIRED



ROAD CLASSIFICATION	2-LANE	MULTILANE	OTHER	TOTAL
INTERSTATE/EXPRESSWAY	N/A	100	N/A	100
URBAN	14	9	N/A	23
SUBURBAN	3	0	N/A	3
RURAL	30	0	N/A	30
PARKING LOT	N/A	N/A	77	77
UNDOCUMENTED	N/A	N/A	131	131
ON- & OFF-RAMP	N/A	N/A	4	4
TOTAL	47	109	212	368

NOTE: Fatal/Serious/Other Injury in bar graphs indicates persons not crashes.

SOURCE: 2021 CARS data (unofficial at time of report)

DATE GENERATED: 12/21/2021