

District 2 Community Traffic Safety Program

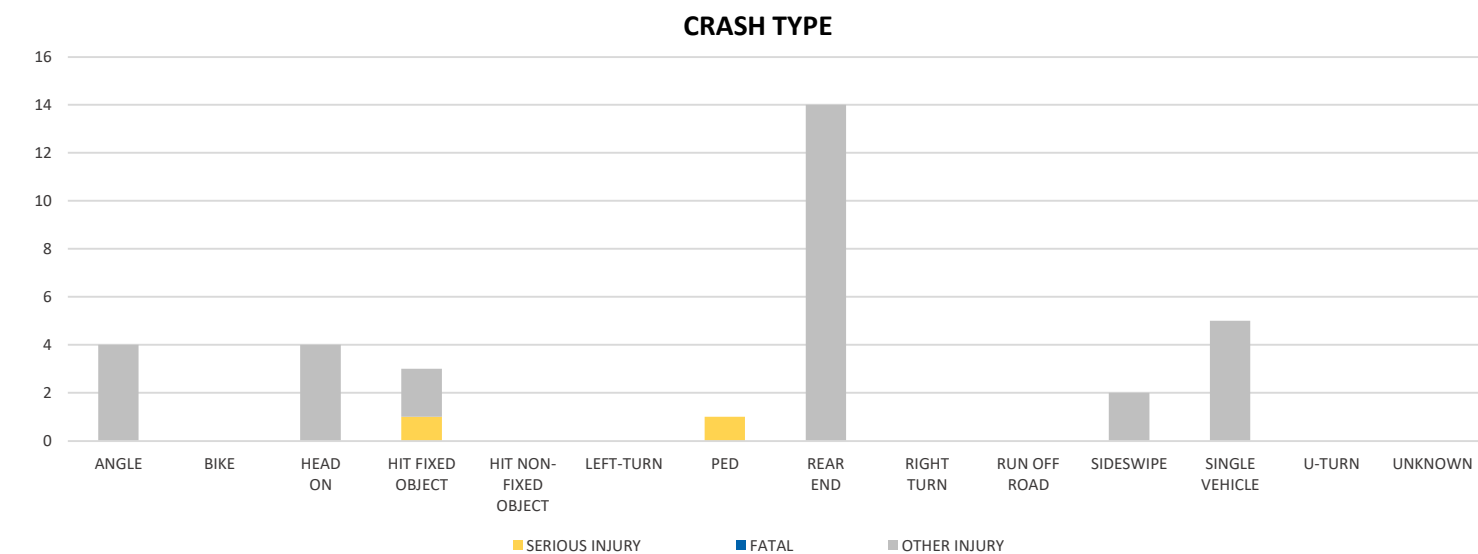
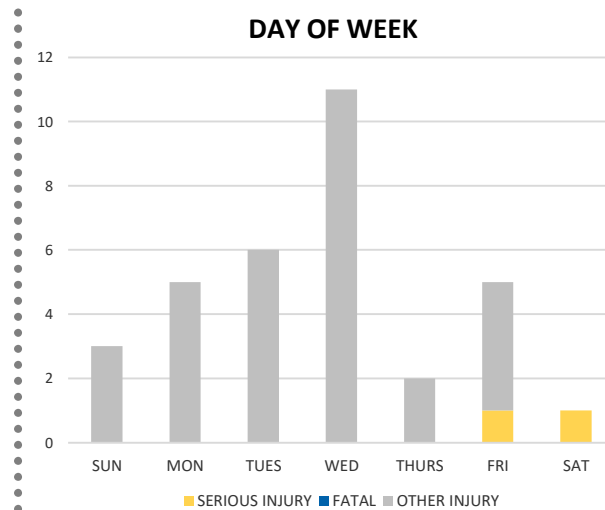
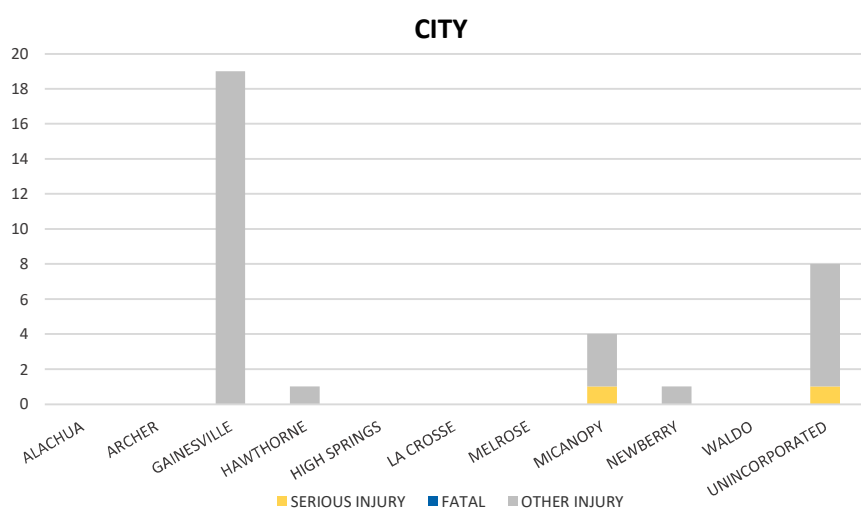
ALACHUA COUNTY

2021 Work Zone Crash Data Summary



ALACHUA COUNTY						DISTRICT 2	
Severity	Fatal	Incapacitating Injury	Non-Incapacitating Injury	Possible Injury	No Injury/Property Damage Only*	Total	
Crashes	0	2	4	14	43	63	1,219
People Injured	0	2	6	25	N/A	33	525

Note: Crash severity is determined from the highest injury type in the crash (i.e. if a crash had both a fatal and a serious it is determined to be a fatal crash).



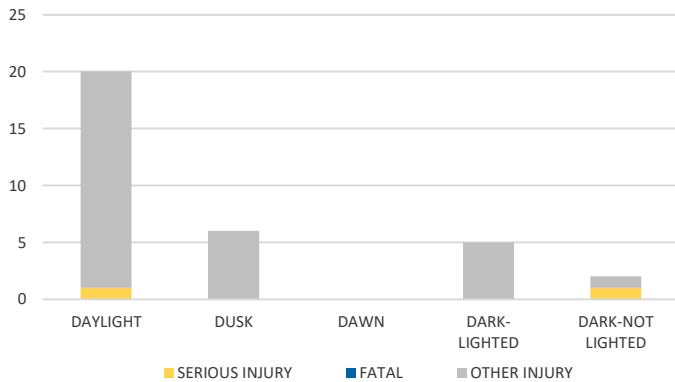
NOTE: Fatal/Serious/Other Injury in bar graphs indicates persons not crashes.
 SOURCE: 2021 CARS data (unofficial at time of report)

District 2 Community Traffic Safety Program

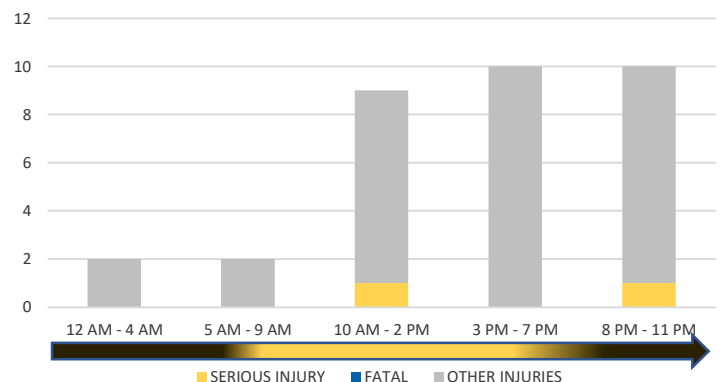
ALACHUA COUNTY 2021 Work Zone Crash Data Summary



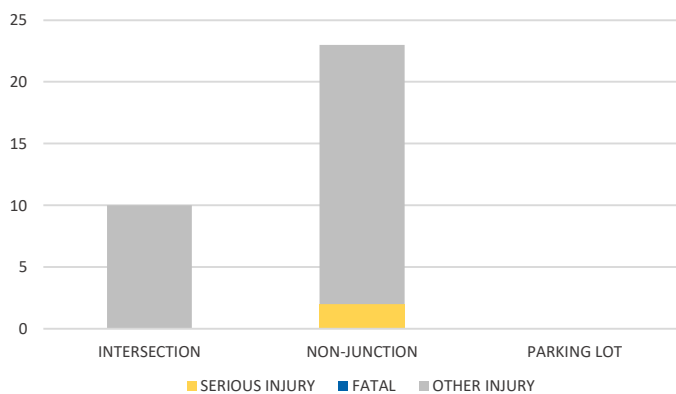
LIGHTING



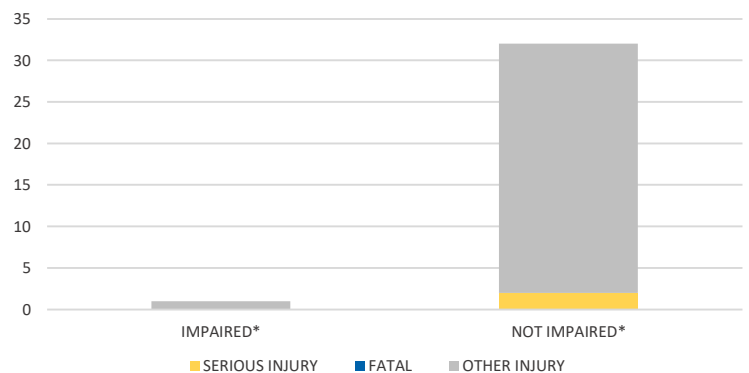
TIME OF DAY



LOCATION ON ROADWAY



IMPAIRED



*Involving alcohol and/or drugs by either driver.

COMMERCIAL MOTOR VEHICLE (CMV) CRASHES VS TOTAL CRASHES			
Severity	CMV	All	% CMV
Fatal	0	0	0%
Incapacitating Injury	0	2	0%
Non-Incapacitating Injury	0	4	0%
Possible Injury	0	14	0%
No Injury/Property Damage Only	7	43	16%
Total	7	63	11%

NOTE: Fatal/Serious/Other Injury in bar graphs indicates persons not crashes.
SOURCE: 2021 CARS data (unofficial at time of report)