

District 2 Community Traffic Safety Program

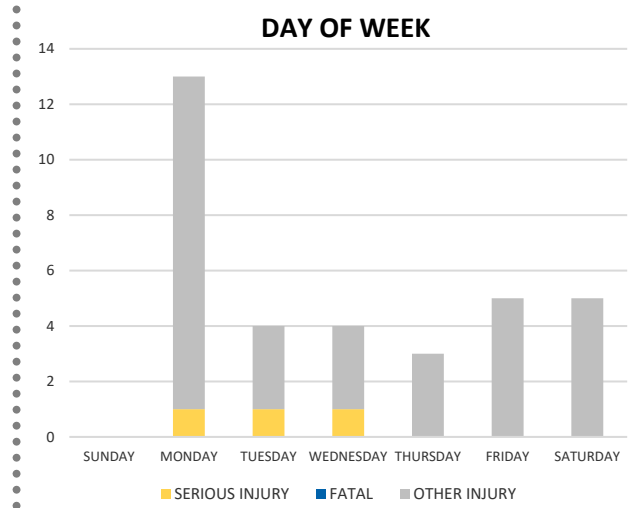
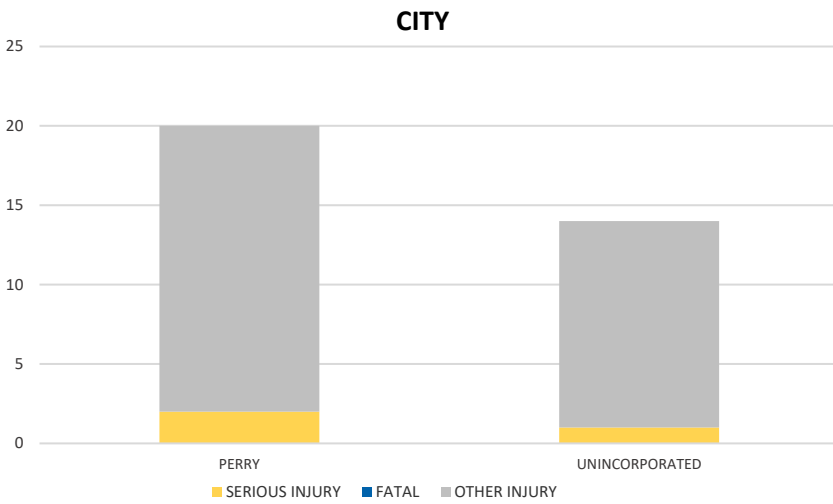
TAYLOR COUNTY 2020 Aging Road User Crash Data Summary



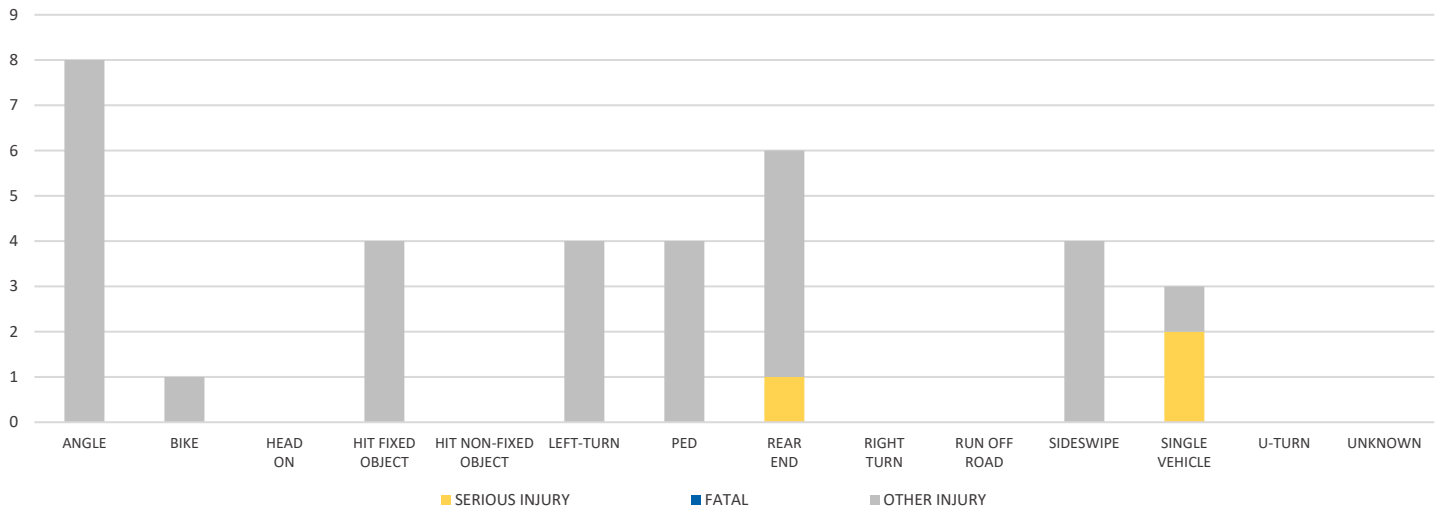
Crash numbers may vary in comparison to previous year(s) due to COVID-19 lockdowns in 2020.

| Severity | Taylor County | | | | | District 2 | |
|----------------|---------------|-----------------------|---------------------------|-----------------|---------------------------------|------------|-------|
| | Fatal | Incapacitating Injury | Non-Incapacitating Injury | Possible Injury | No Injury/Property Damage Only* | Total | |
| Crashes | 0 | 3 | 9 | 11 | 85 | 108 | 9,764 |
| People Injured | 0 | 3 | 16 | 15 | N/A | 34 | 4,102 |

Note: Crash severity is determined from the highest injury type in the crash (i.e. if a crash had both a fatal and a serious it is determined to be a fatal crash).



CRASH TYPE



NOTE: Fatal/Serious/Other Injury in bar graphs indicates persons not crashes.

SOURCE: 2020 CARS data (unofficial at time of report)

DATE GENERATED: 3/25/2021

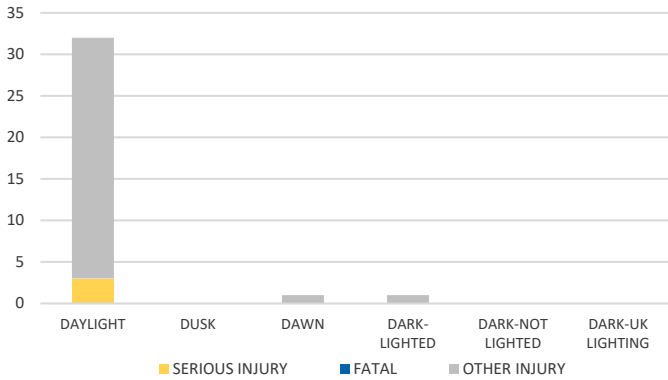
District 2 Community Traffic Safety Program

TAYLOR COUNTY 2020 Aging Road User Crash Data Summary

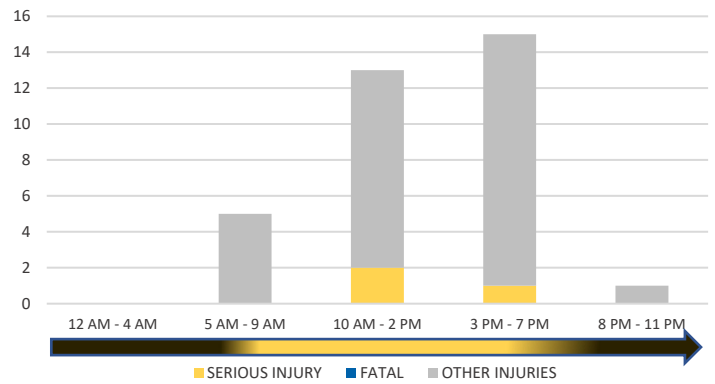


Crash numbers may vary in comparison to previous year(s) due to COVID-19 lockdowns in 2020.

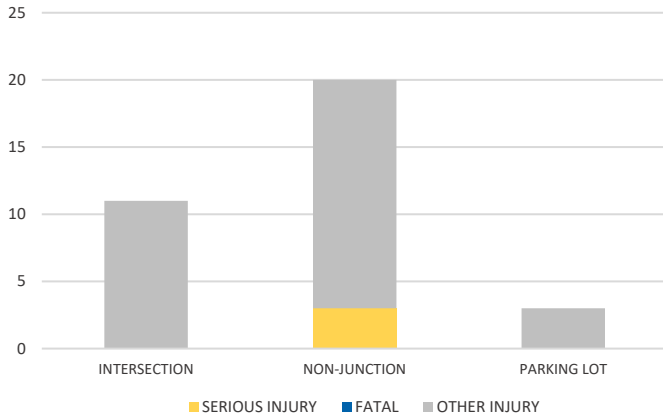
LIGHTING



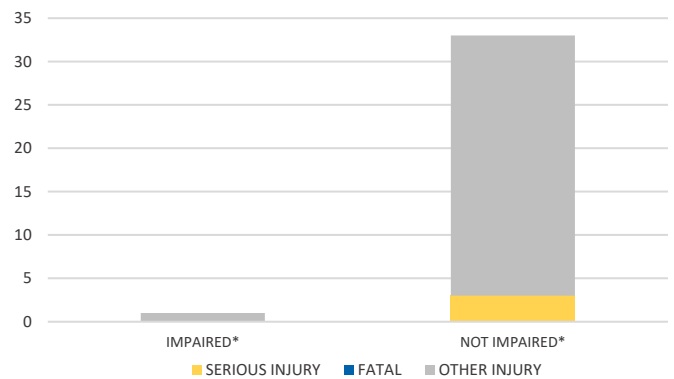
TIME OF DAY



LOCATION ON ROADWAY

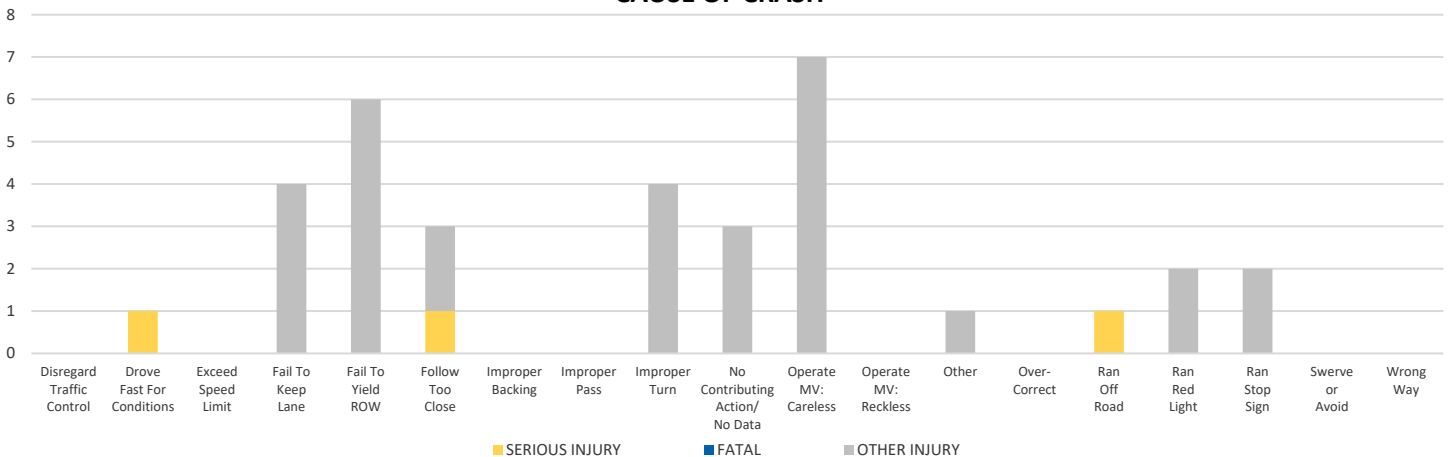


IMPAIRED



*Involving alcohol and/or drugs by either driver.

CAUSE OF CRASH



NOTE: Fatal/Serious/Other Injury in bar graphs indicates persons not crashes.

SOURCE: 2020 CARS data (unofficial at time of report)

DATE GENERATED: 3/25/2021