

District 2 Community Traffic Safety Program

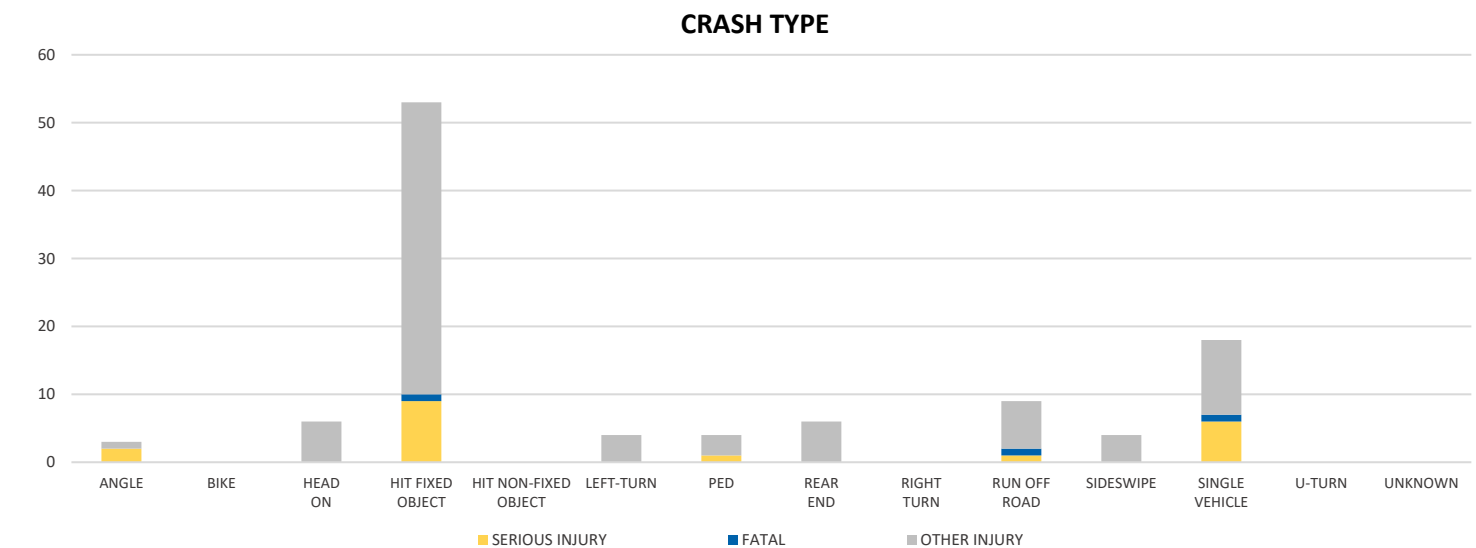
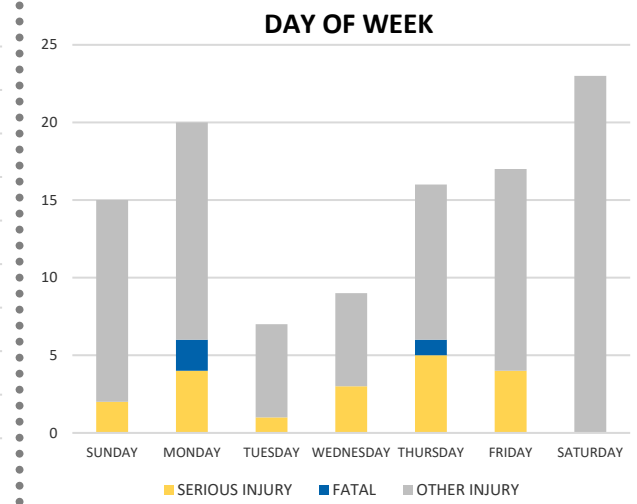
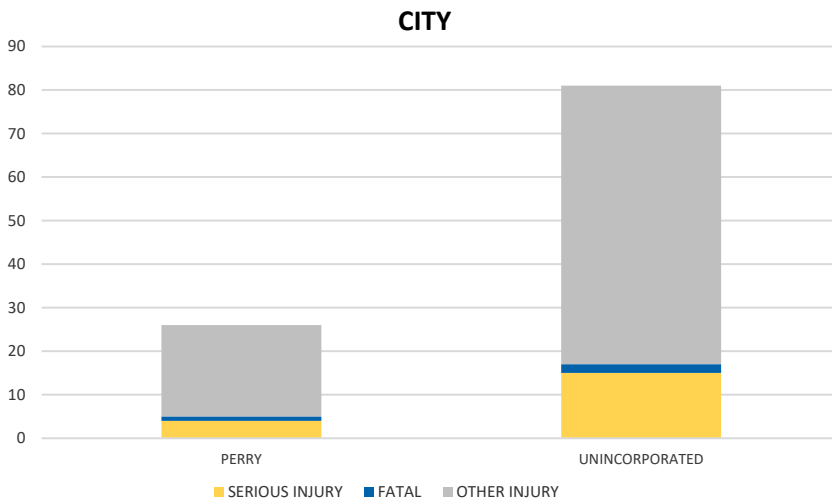
TAYLOR COUNTY 2020 Lane Departure Crash Data Summary



Crash numbers may vary in comparison to previous year(s) due to COVID-19 lockdowns in 2020.

Severity	Taylor County					District 2	
	Fatal	Incapacitating Injury	Non-Incapacitating Injury	Possible Injury	No Injury/Property Damage Only*	Total	
Crashes	3	15	32	23	202	275	23,941
People Injured	3	19	50	35	N/A	107	7,955

Note: Crash severity is determined from the highest injury type in the crash (i.e. if a crash had both a fatal and a serious it is determined to be a fatal crash).



NOTE: Fatal/Serious/Other Injury in bar graphs indicates persons not crashes.

SOURCE: 2020 CARS data (unofficial at time of report)

DATE GENERATED: 3/24/2021

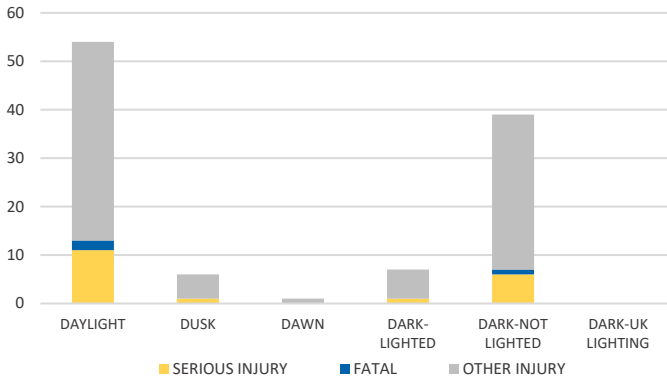
District 2 Community Traffic Safety Program

TAYLOR COUNTY 2020 Lane Departure Crash Data Summary

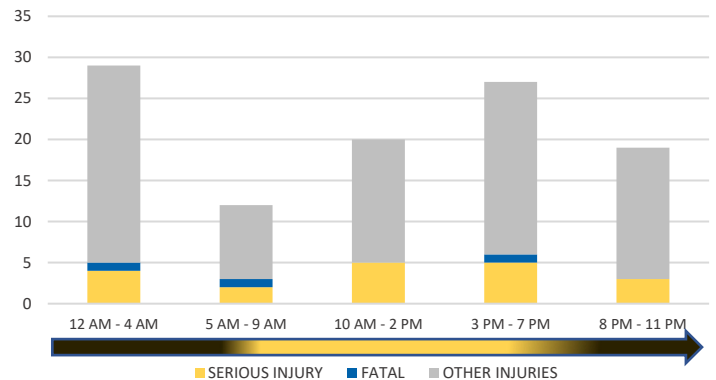


Crash numbers may vary in comparison to previous year(s) due to COVID-19 lockdowns in 2020.

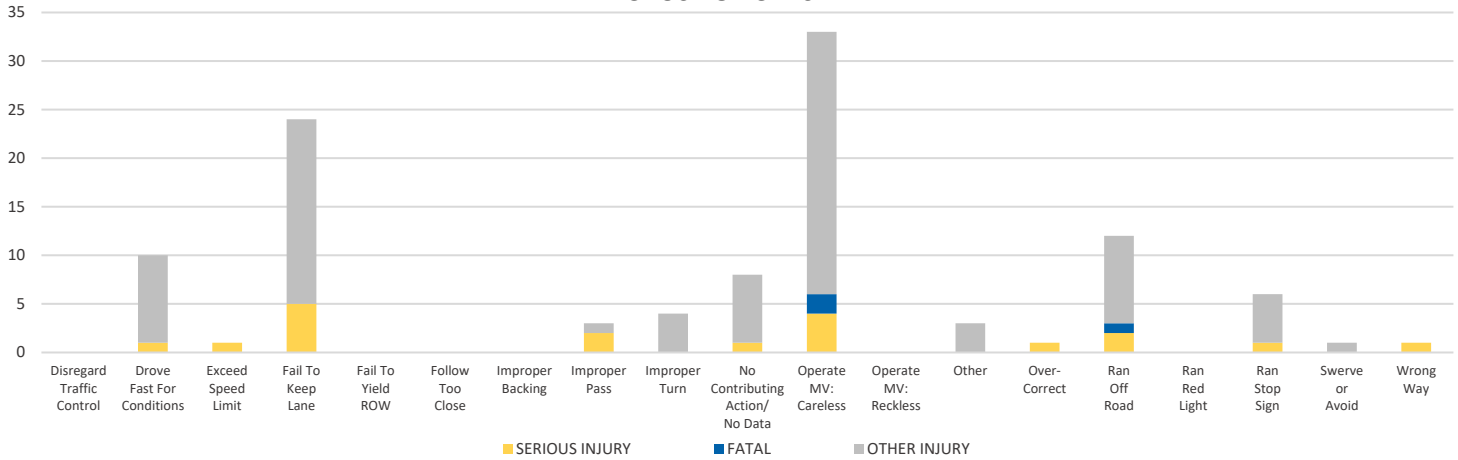
LIGHTING



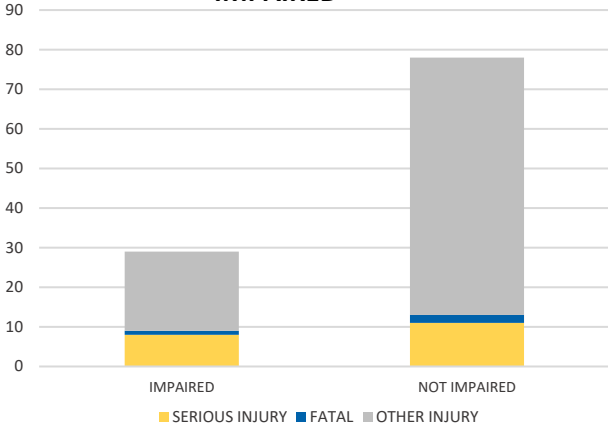
TIME OF DAY



CAUSE OF CRASH



IMPAIRED



ROAD CLASSIFICATION	2-LANE	MULTILANE	OTHER	TOTAL
INTERSTATE/EXPRESSWAY	N/A	0	N/A	0
URBAN	10	12	N/A	22
SUBURBAN	3	2	N/A	5
RURAL	12	9	N/A	21
PARKING LOT	N/A	N/A	50	50
UNDOCUMENTED	N/A	N/A	177	177
ON- & OFF-RAMP	N/A	N/A	0	0
TOTAL	25	23	227	275

NOTE: Fatal/Serious/Other Injury in bar graphs indicates persons not crashes.

SOURCE: 2020 CARS data (unofficial at time of report)

DATE GENERATED: 3/24/2021