

District 2 Community Traffic Safety Program

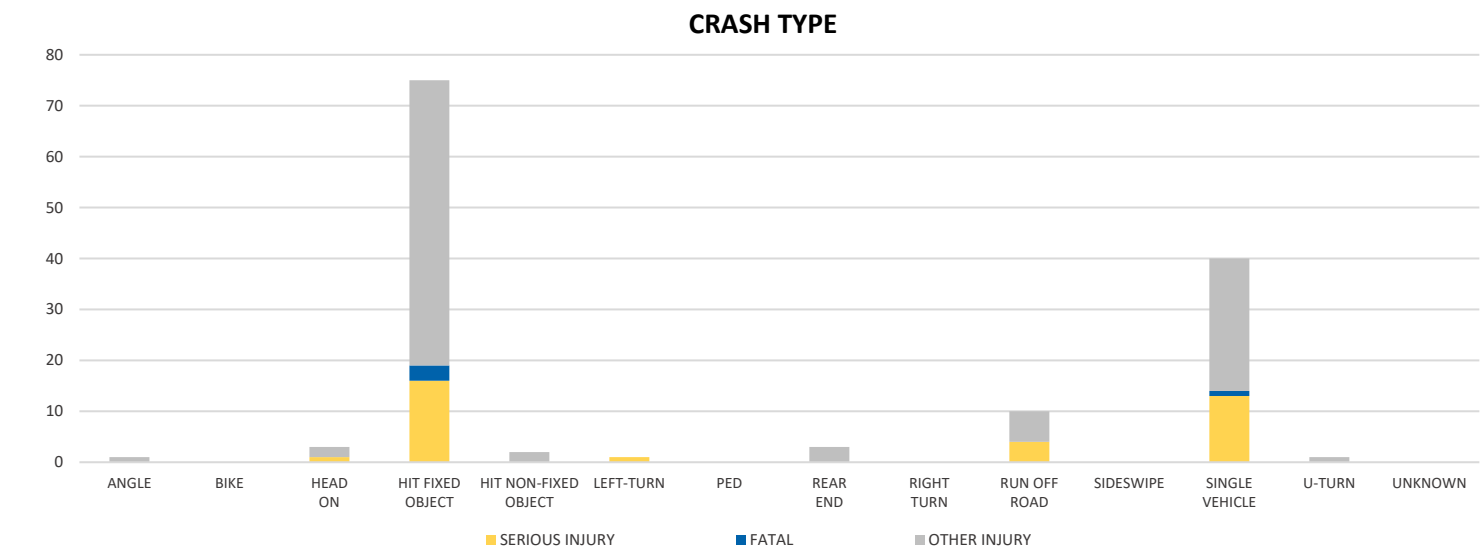
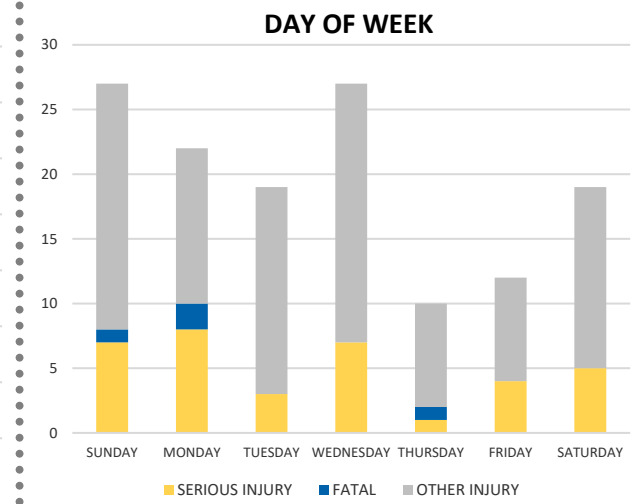
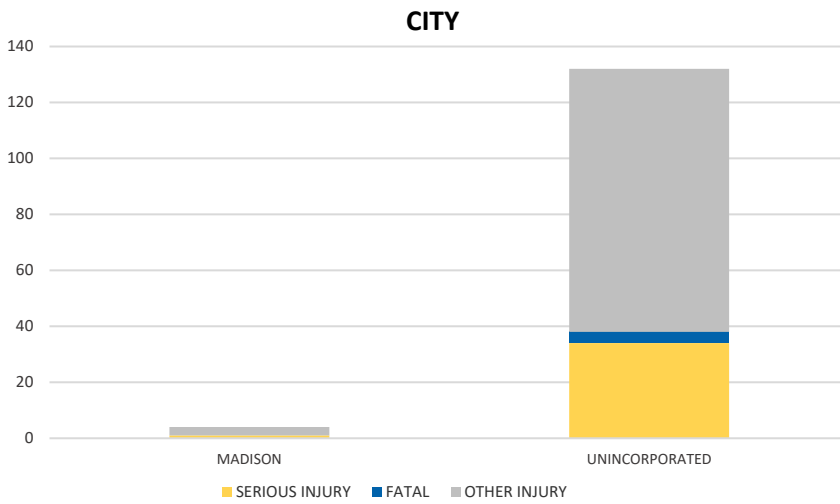
# MADISON COUNTY 2020 Lane Departure Crash Data Summary



Crash numbers may vary in comparison to previous year(s) due to COVID-19 lockdowns in 2020.

Severity	Madison County					District 2	
	Fatal	Incapacitating Injury	Non-Incapacitating Injury	Possible Injury	No Injury/Property Damage Only*	Total	
Crashes	4	32	36	26	228	326	23,941
People Injured	4	35	50	47	N/A	136	7,955

Note: Crash severity is determined from the highest injury type in the crash (i.e. if a crash had both a fatal and a serious it is determined to be a fatal crash).



NOTE: Fatal/Serious/Other Injury in bar graphs indicates persons not crashes.  
SOURCE: 2020 CARS data (unofficial at time of report)

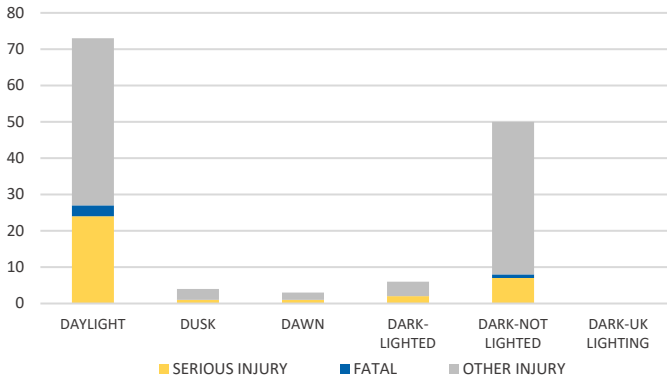
District 2 Community Traffic Safety Program

# MADISON COUNTY 2020 Lane Departure Crash Data Summary

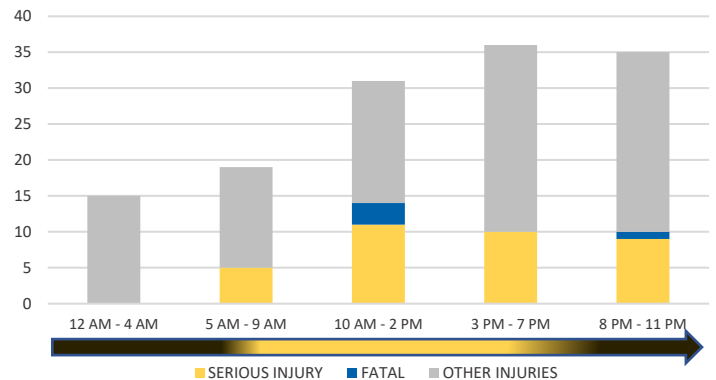


Crash numbers may vary in comparison to previous year(s) due to COVID-19 lockdowns in 2020.

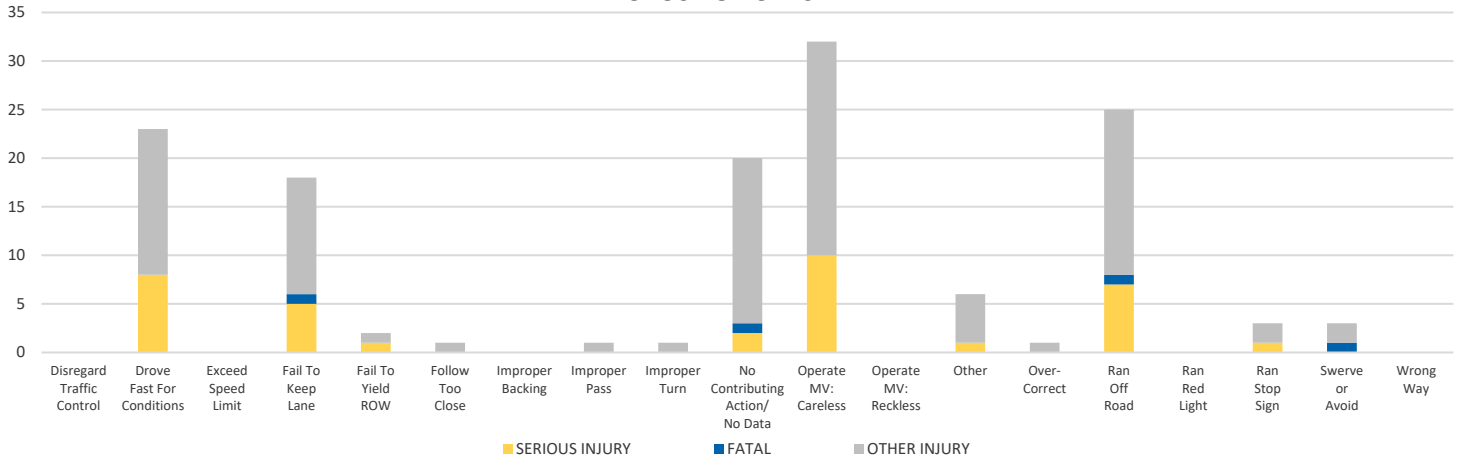
**LIGHTING**



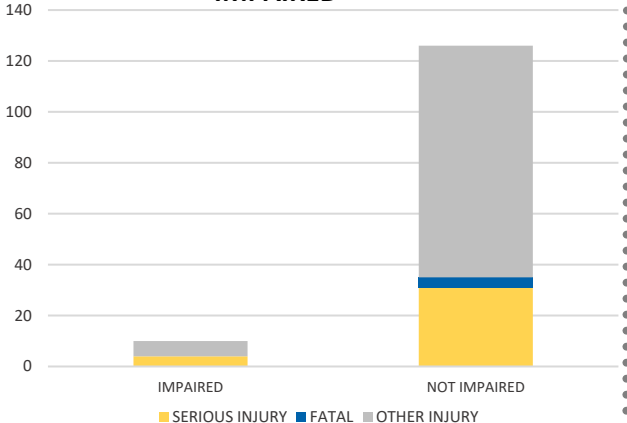
**TIME OF DAY**



**CAUSE OF CRASH**



**IMPAIRED**



ROAD CLASSIFICATION	2-LANE	MULTILANE	OTHER	TOTAL
INTERSTATE/EXPRESSWAY	N/A	97	N/A	97
URBAN	0	0	N/A	0
SUBURBAN	2	0	N/A	2
RURAL	19	2	N/A	21
PARKING LOT	N/A	N/A	59	59
UNDOCUMENTED	N/A	N/A	143	143
ON- & OFF-RAMP	N/A	N/A	4	4
<b>TOTAL</b>	<b>21</b>	<b>99</b>	<b>206</b>	<b>326</b>

NOTE: Fatal/Serious/Other Injury in bar graphs indicates persons not crashes.

SOURCE: 2020 CARS data (unofficial at time of report)

DATE GENERATED: 3/24/2021