

District 2 Community Traffic Safety Program

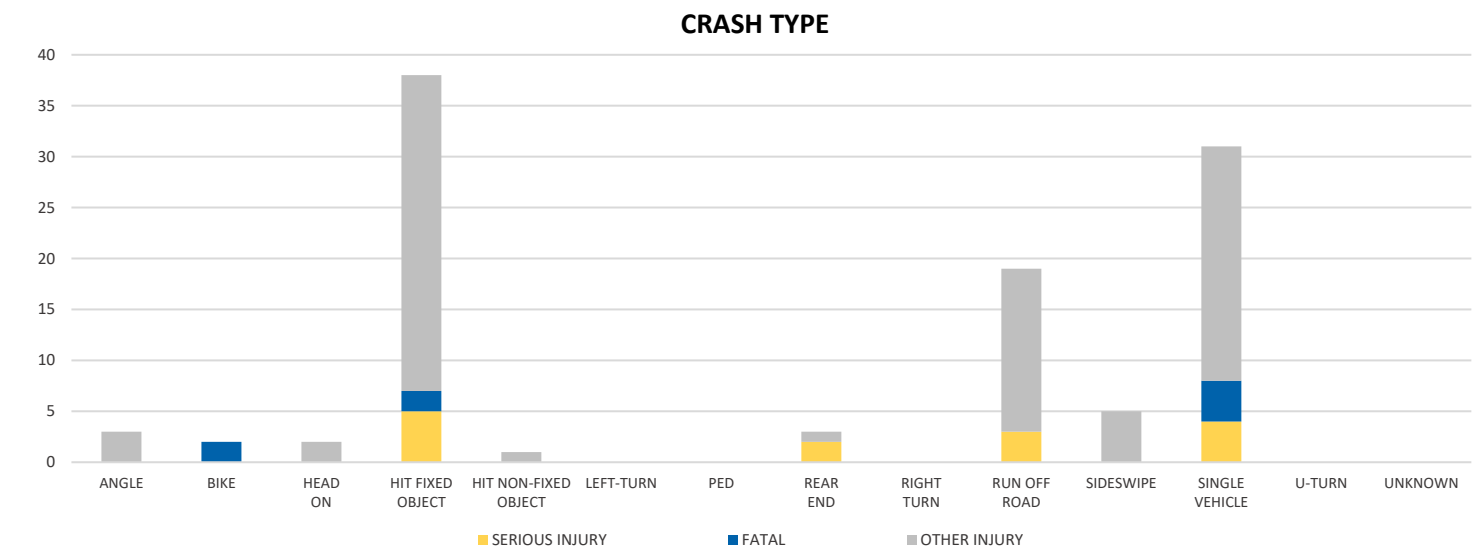
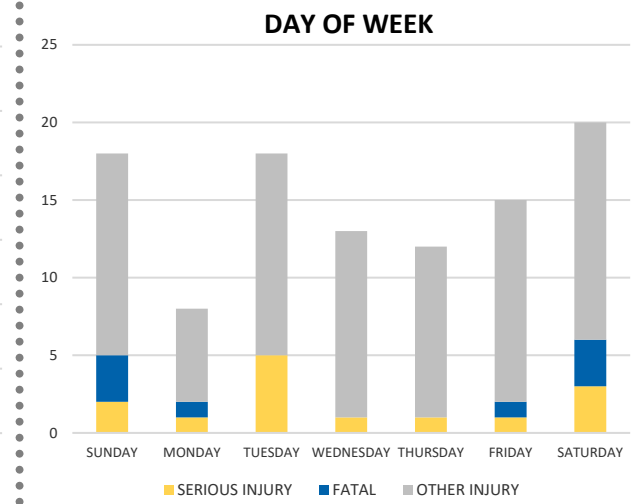
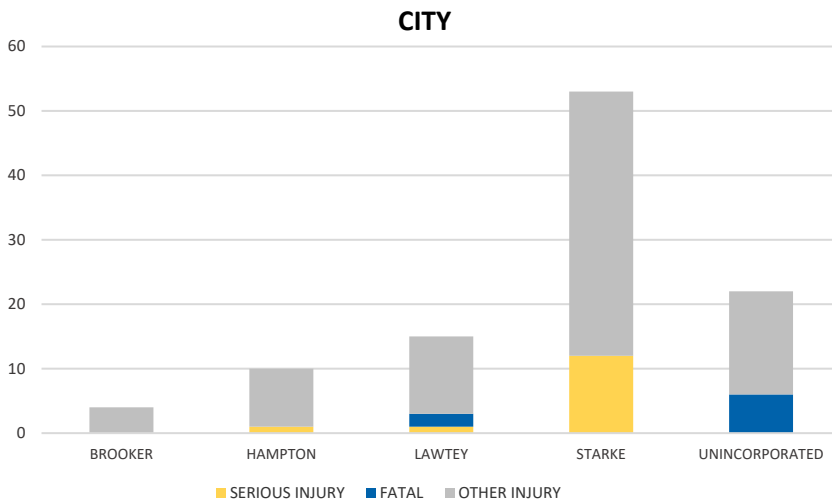
BRADFORD COUNTY 2020 Lane Departure Crash Data Summary



Crash numbers may vary in comparison to previous year(s) due to COVID-19 lockdowns in 2020.

| Severity | Bradford County | | | | | District 2 | |
|----------------|-----------------|-----------------------|---------------------------|-----------------|---------------------------------|------------|--------|
| | Fatal | Incapacitating Injury | Non-Incapacitating Injury | Possible Injury | No Injury/Property Damage Only* | Total | |
| Crashes | 7 | 11 | 37 | 25 | 197 | 277 | 23,941 |
| People Injured | 8 | 14 | 48 | 34 | N/A | 104 | 7,955 |

Note: Crash severity is determined from the highest injury type in the crash (i.e. if a crash had both a fatal and a serious it is determined to be a fatal crash).



NOTE: Fatal/Serious/Other Injury in bar graphs indicates persons not crashes.

SOURCE: 2020 CARS data (unofficial at time of report)

DATE GENERATED: 3/24/2021

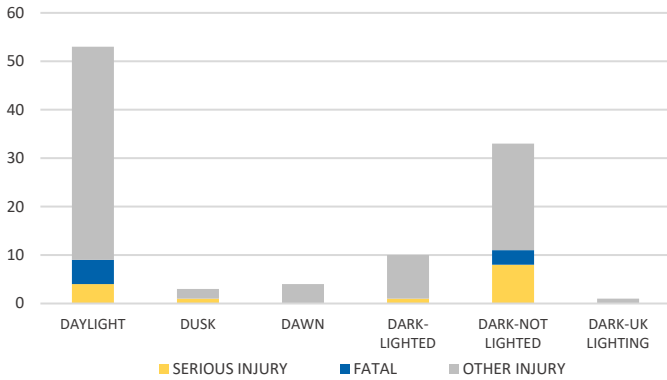
District 2 Community Traffic Safety Program

BRADFORD COUNTY 2020 Lane Departure Crash Data Summary

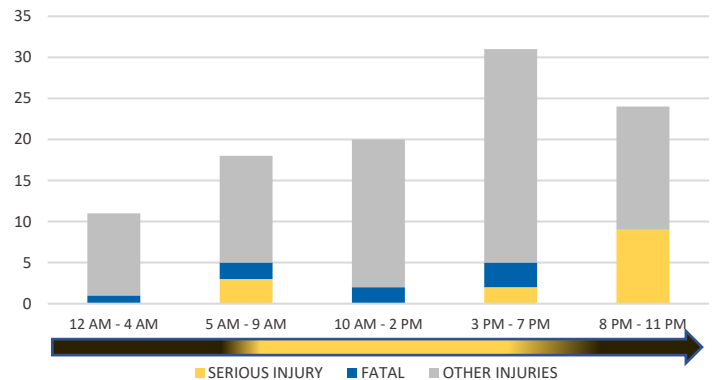


Crash numbers may vary in comparison to previous year(s) due to COVID-19 lockdowns in 2020.

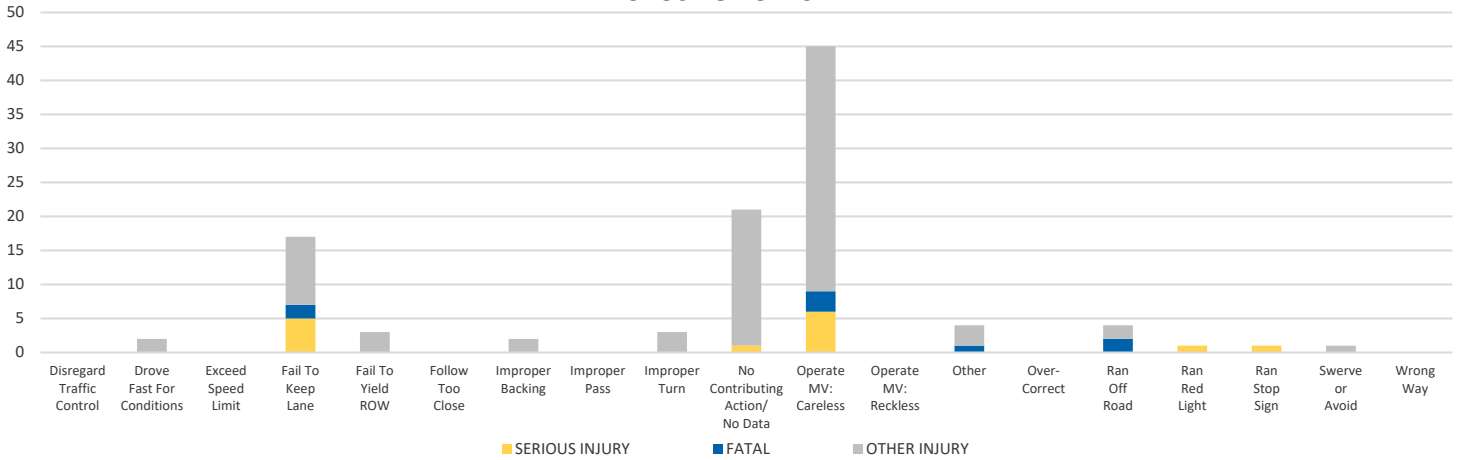
LIGHTING



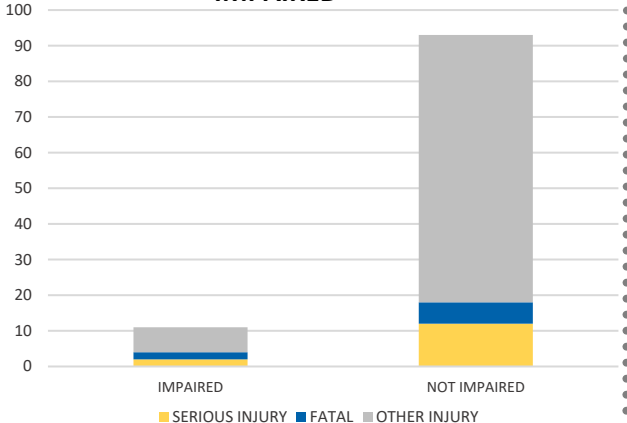
TIME OF DAY



CAUSE OF CRASH



IMPAIRED



| ROAD CLASSIFICATION | 2-LANE | MULTILANE | OTHER | TOTAL |
|-----------------------|-----------|-----------|------------|------------|
| INTERSTATE/EXPRESSWAY | N/A | 2 | N/A | 2 |
| URBAN | 8 | 4 | N/A | 12 |
| SUBURBAN | 1 | 0 | N/A | 1 |
| RURAL | 10 | 8 | N/A | 18 |
| PARKING LOT | N/A | N/A | 62 | 62 |
| UNDOCUMENTED | N/A | N/A | 180 | 180 |
| ON- & OFF-RAMP | N/A | N/A | 2 | 2 |
| TOTAL | 19 | 14 | 244 | 277 |

NOTE: Fatal/Serious/Other Injury in bar graphs indicates persons not crashes.

SOURCE: 2020 CARS data (unofficial at time of report)

DATE GENERATED: 3/24/2021