

District 2 Community Traffic Safety Program

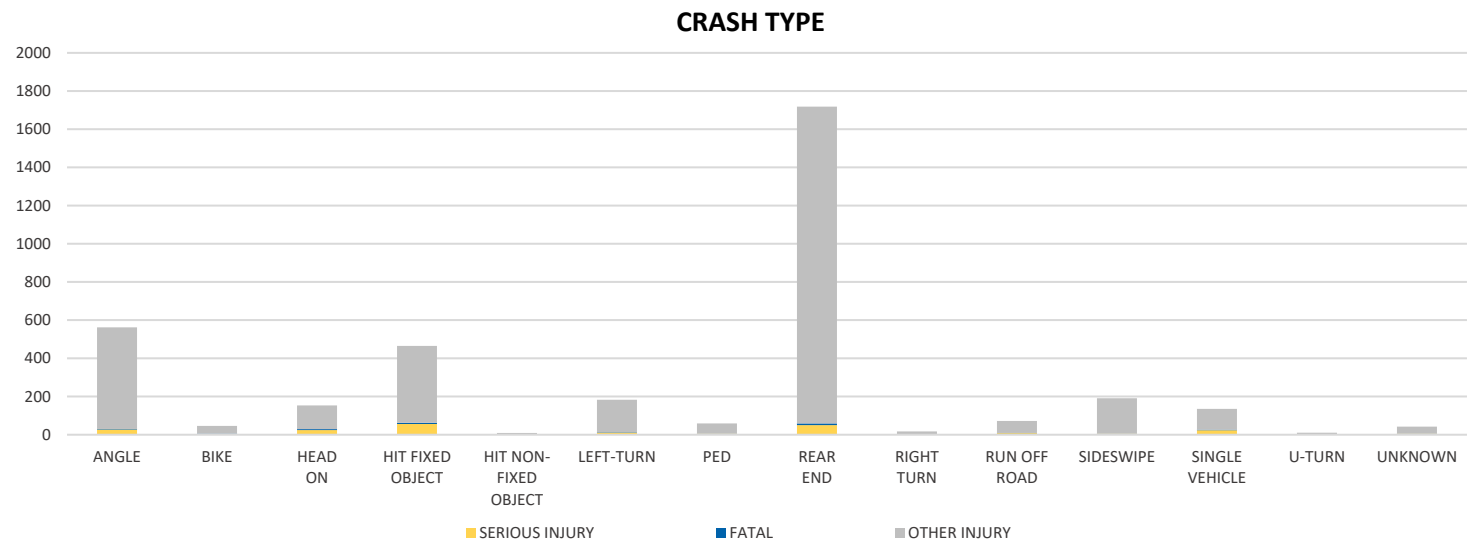
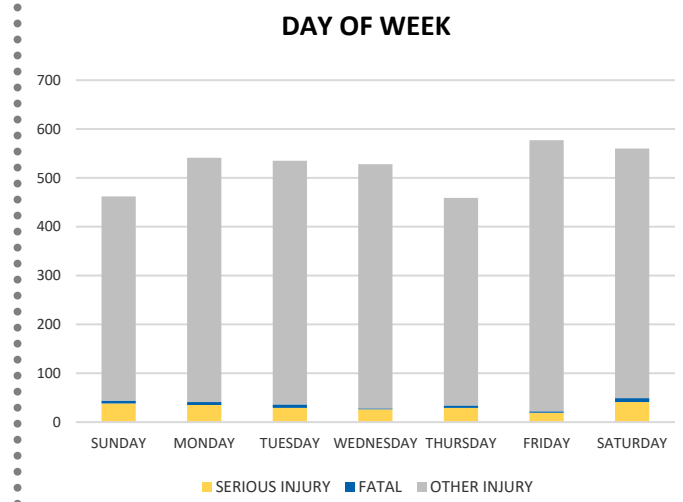
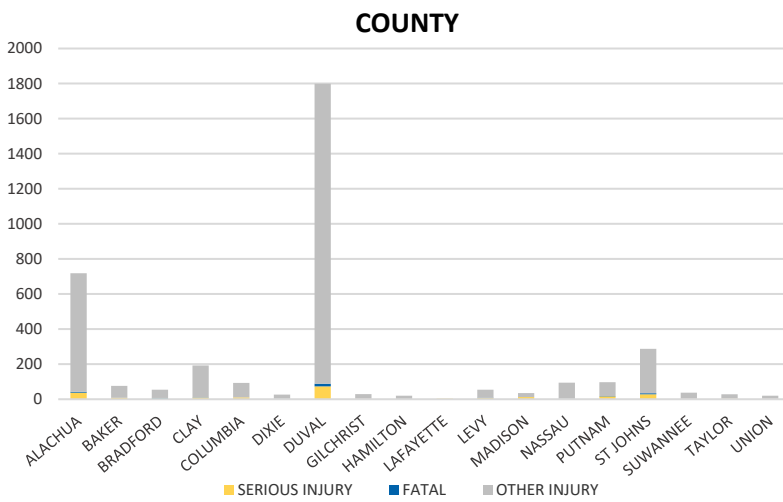
# DISTRICTWIDE 2020 Distracted Driving Crash Data Summary



Crash numbers may vary in comparison to previous year(s) due to COVID-19 lockdowns in 2020.

| Severity       | District 2 |                       |                           |                 |                                 | Statewide |        |
|----------------|------------|-----------------------|---------------------------|-----------------|---------------------------------|-----------|--------|
|                | Fatal      | Incapacitating Injury | Non-Incapacitating Injury | Possible Injury | No Injury/Property Damage Only* | Total     |        |
| Crashes        | 30         | 174                   | 846                       | 1,410           | 5,400                           | 7,860     | 85,444 |
| People Injured | 37         | 217                   | 1,149                     | 2,259           | N/A                             | 3,662     | 40,833 |

Note: Crash severity is determined from the highest injury type in the crash (i.e. if a crash had both a fatal and a serious it is determined to be a fatal crash).



NOTE: Fatal/Serious/Other Injury in bar graphs indicates persons not crashes.

SOURCE: 2020 CARS data (unofficial at time of report)

DATE GENERATED: 4/14/2021

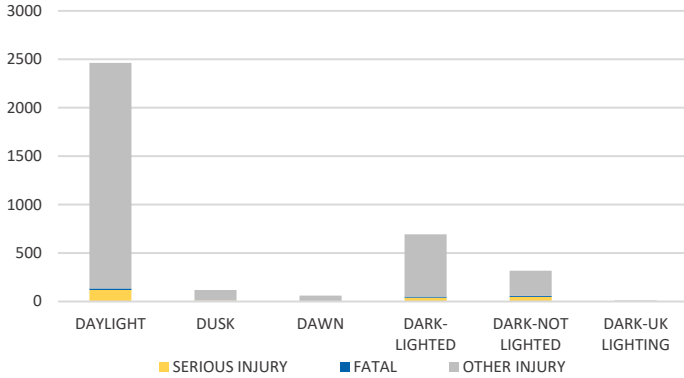
District 2 Community Traffic Safety Program

# DISTRICTWIDE 2020 Distracted Driving Crash Data Summary

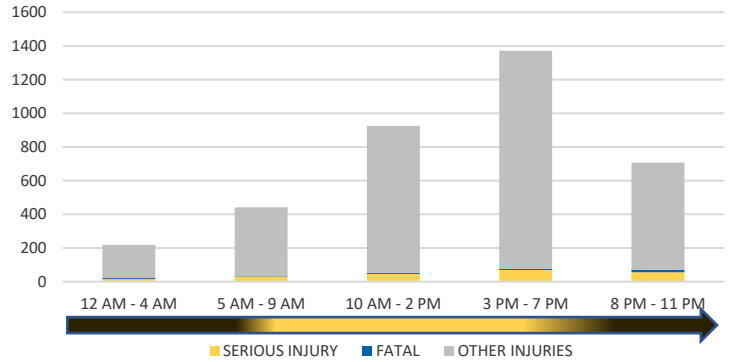


Crash numbers may vary in comparison to previous year(s) due to COVID-19 lockdowns in 2020.

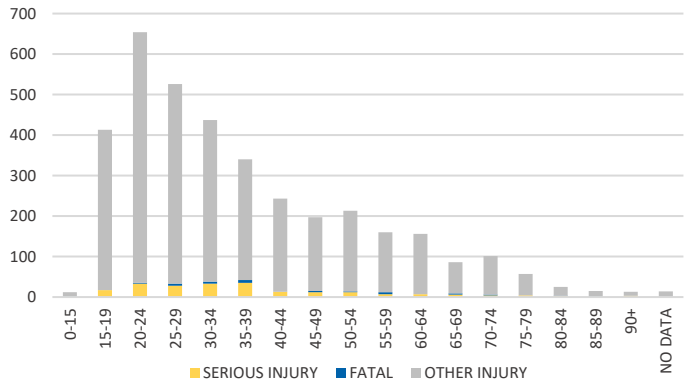
**LIGHTING**



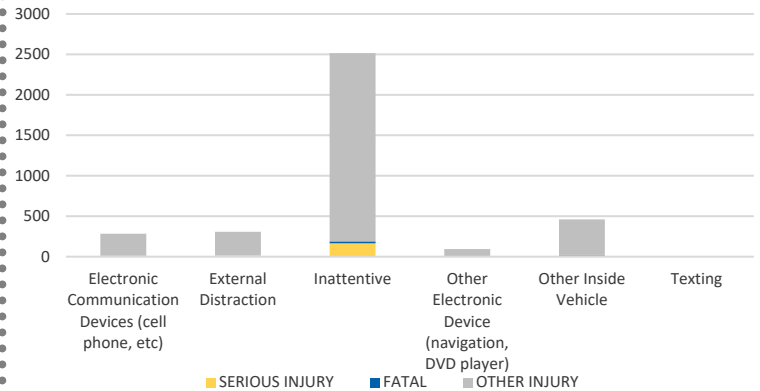
**TIME OF DAY**



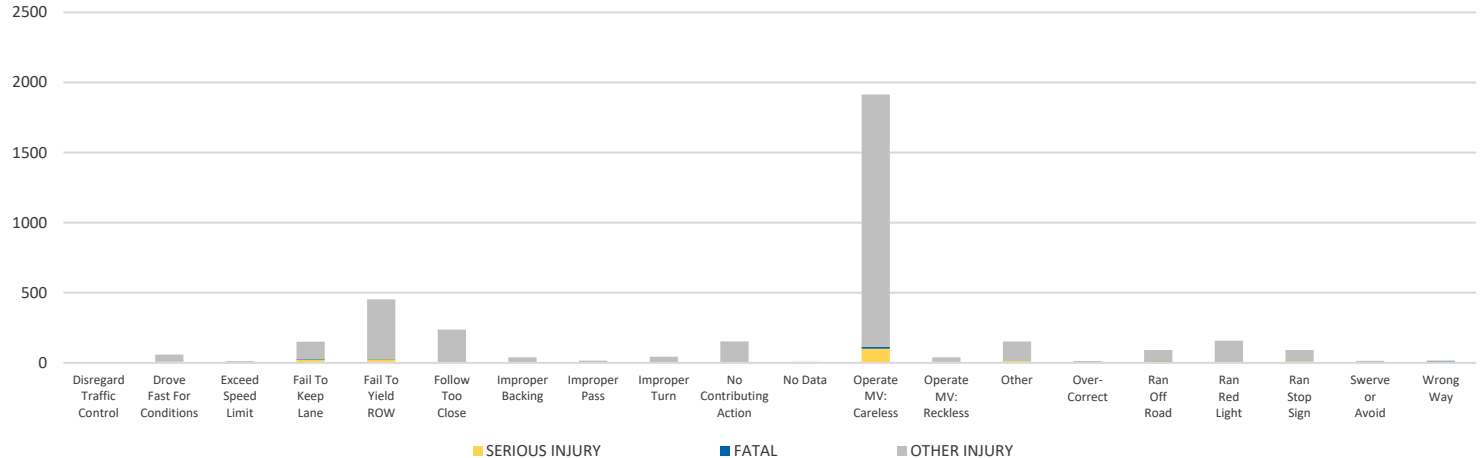
**AGE OF AT FAULT DRIVER**



**DISTRACTION TYPE**



**DRIVER CAUSE OF CRASH**



NOTE: Fatal/Serious/Other Injury in bar graphs indicates persons not crashes.

SOURCE: 2020 CARS data (unofficial at time of report)

DATE GENERATED: 4/14/2021