

District 2 Community Traffic Safety Program

# HAMILTON COUNTY 2020 Work Zone Crash Data Summary

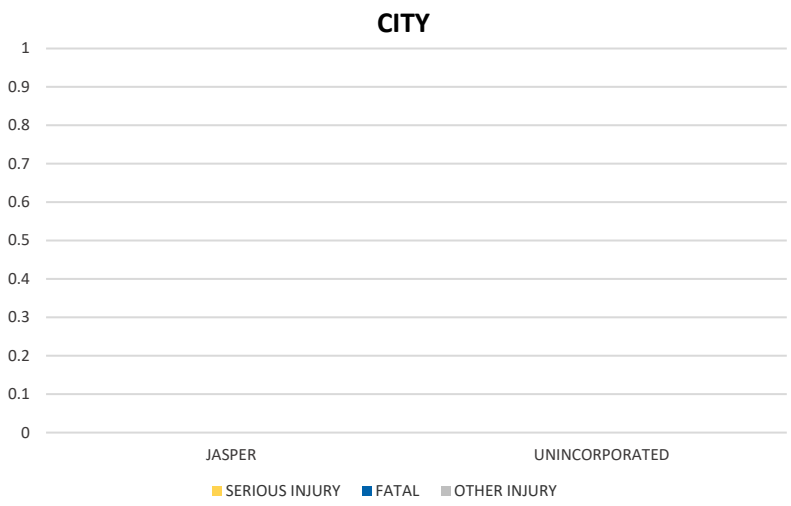


Crash numbers may vary in comparison to previous year(s) due to COVID-19 lockdowns in 2020.

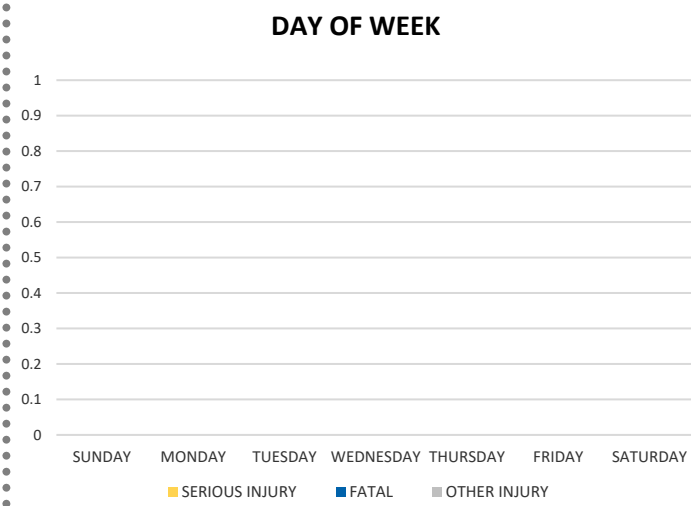
Severity	Hamilton County					District 2	
	Fatal	Incapacitating Injury	Non-Incapacitating Injury	Possible Injury	No Injury/Property Damage Only*	Total	
Crashes	0	0	0	0	1	1	1,068
People Injured	0	0	0	0	N/A	0	548

Note: Crash severity is determined from the highest injury type in the crash (i.e. if a crash had both a fatal and a serious it is determined to be a fatal crash).

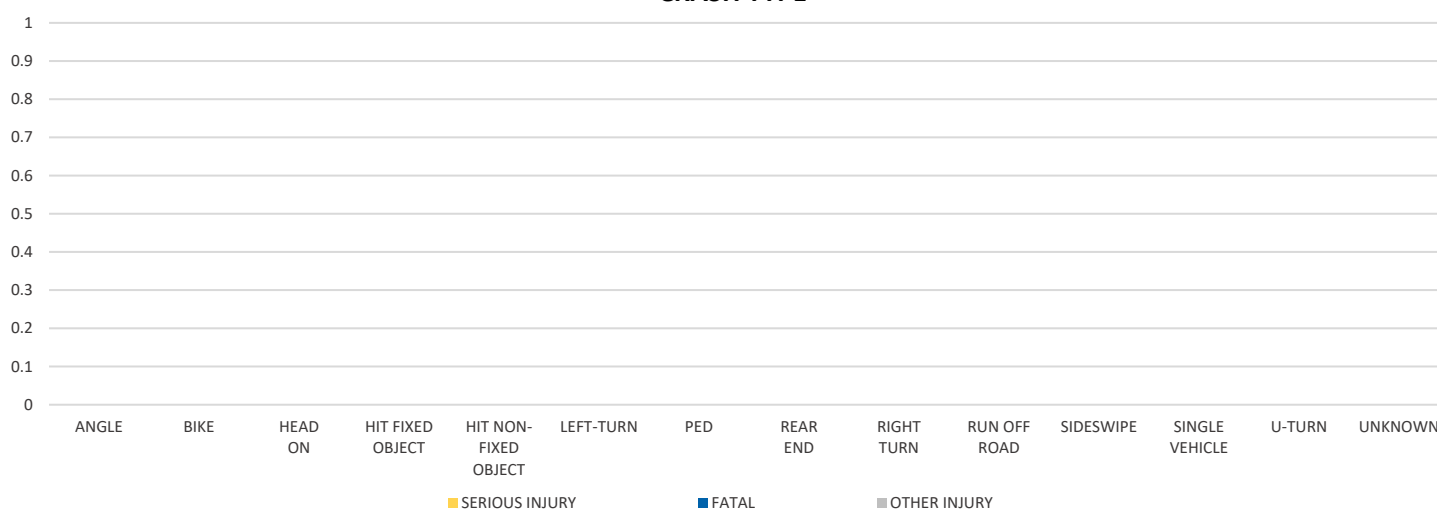
CITY



DAY OF WEEK



CRASH TYPE



NOTE: Fatal/Serious/Other Injury in bar graphs indicates persons not crashes.

SOURCE: 2020 CARS data (unofficial at time of report)

DATE GENERATED: 2/8/2021

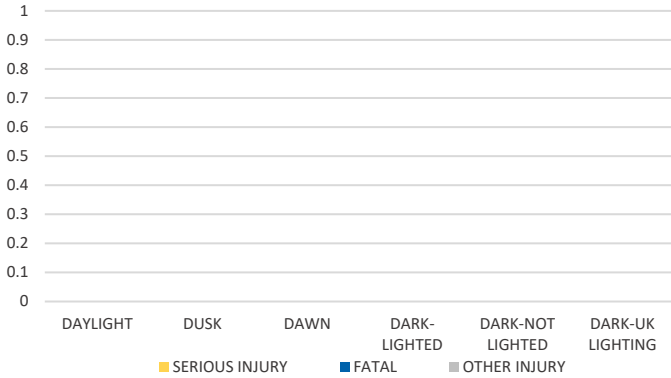
District 2 Community Traffic Safety Program

# HAMILTON COUNTY 2020 Work Zone Crash Data Summary

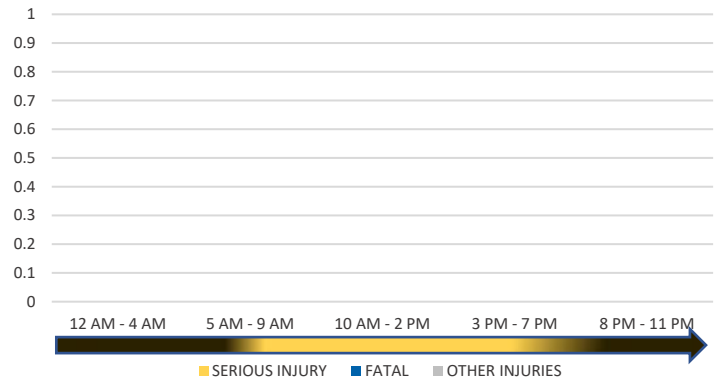


Crash numbers may vary in comparison to previous year(s) due to COVID-19 lockdowns in 2020.

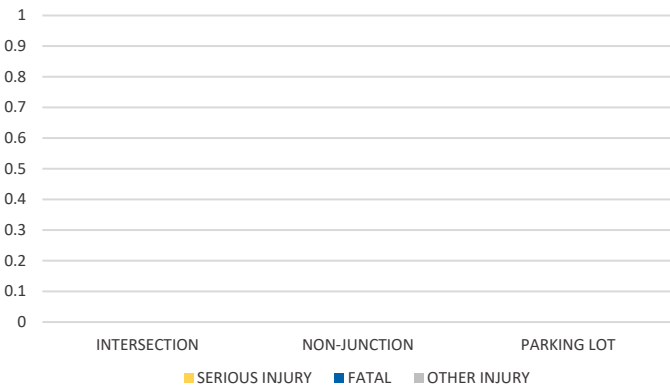
### LIGHTING



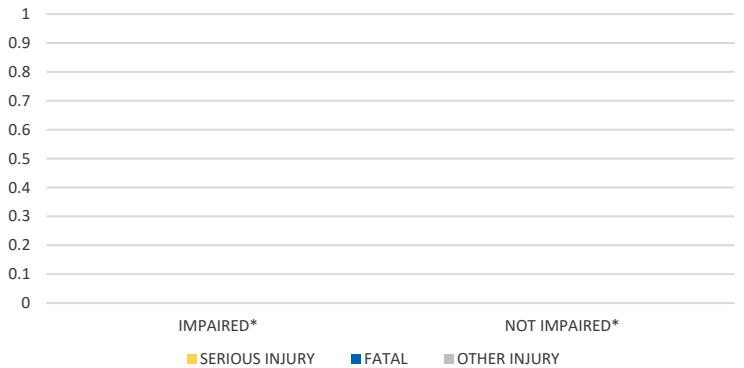
### TIME OF DAY



### LOCATION ON ROADWAY



### IMPAIRED



\*Involving alcohol and/or drugs by either driver.

COMMERCIAL MOTOR VEHICLE (CMV) CRASHES VS TOTAL CRASHES			
Severity	CMV	All	% CMV
Fatal	0	0	0.0%
Incapacitating Injury	0	0	0.0%
Non-Incapacitating Injury	0	0	0.0%
Possible Injury	0	0	0.0%
No Injury/Property Damage Only	0	1	0.0%
<b>Total</b>	<b>0</b>	<b>1</b>	<b>0%</b>

NOTE: Fatal/Serious/Other Injury in bar graphs indicates persons not crashes.

SOURCE: 2020 CARS data (unofficial at time of report)