

District 2 Community Traffic Safety Program

LAFAYETTE COUNTY 2020 Bicycle Crash Data Summary

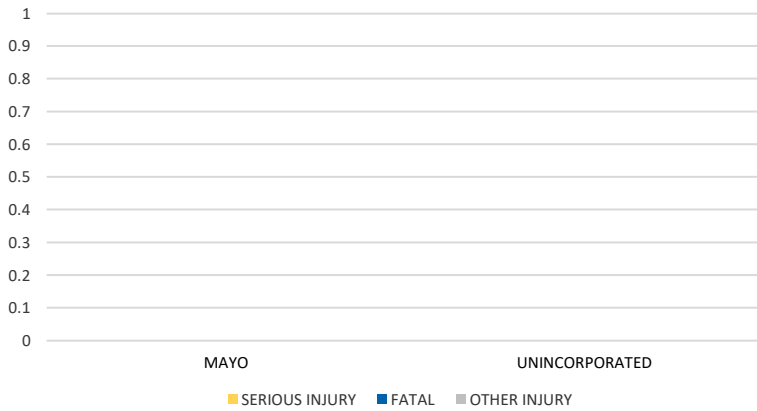


Crash numbers may vary in comparison to previous year(s) due to COVID-19 lockdowns in 2020.


Severity	Lafayette County					District 2	
	Fatal	Incapacitating Injury	Non-Incapacitating Injury	Possible Injury	No Injury/Property Damage Only*	Total	
Crashes	0	0	0	0	0	0	584
People Injured	0	0	0	0	N/A	0	497

Note: Crash severity is determined from the highest injury type in the crash (i.e. if a crash had both a fatal and a serious it is determined to be a fatal crash).

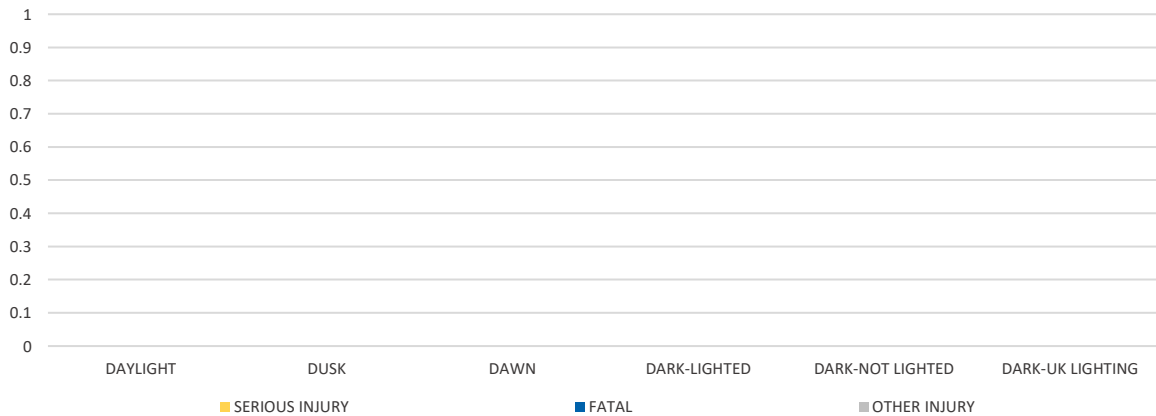
CITY



DAY OF WEEK



LIGHTING



	Daylight	NOT Daylight
All Bicycle Crashes	0.0%	0.0%
Fatal or Incapacitating Bicycle Crashes	0.0%	0.0%

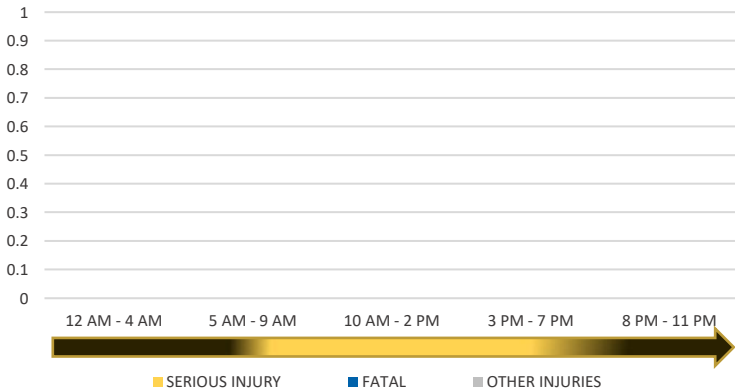
NOTE: Fatal/Serious/Other Injury in bar graphs indicates persons not crashes.
 SOURCES: 2020 CARS data (unofficial at time of report)

LAFAYETTE COUNTY 2020 Bicycle Crash Data Summary

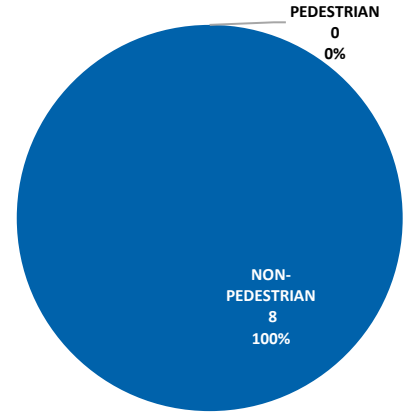


Crash numbers may vary in comparison to previous year(s) due to COVID-19 lockdowns in 2020.

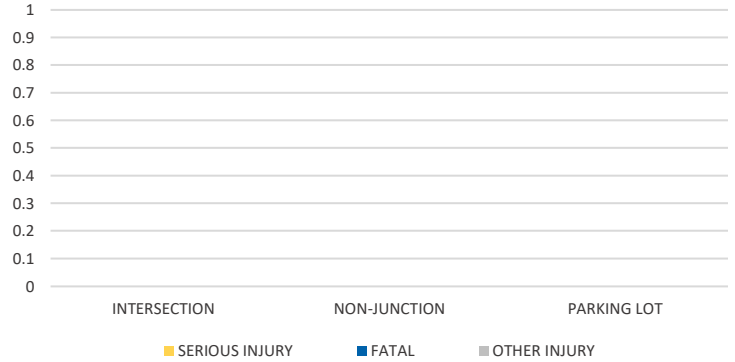
TIME OF DAY



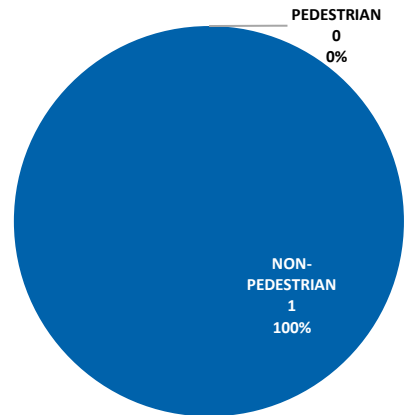
PEDESTRIAN SERIOUS INJURY CRASHES VS TOTAL SERIOUS INJURY CRASHES



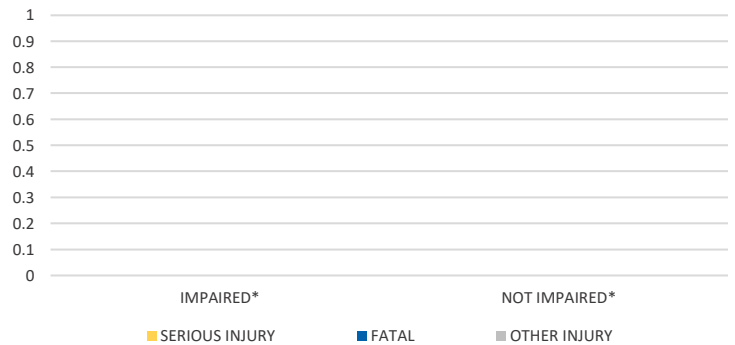
LOCATION ON ROADWAY



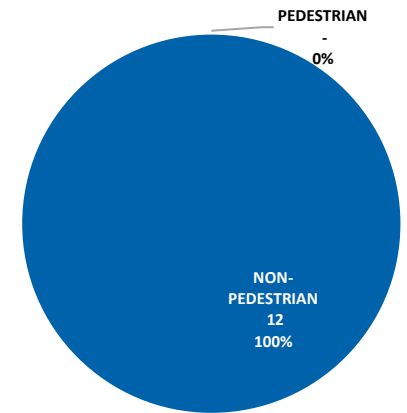
PEDESTRIAN FATAL CRASHES VS TOTAL FATAL CRASHES



IMPAIRED



PEDESTRIAN OTHER INJURY CRASHES VS TOTAL OTHER INJURY CRASHES



*Involving alcohol and/or drugs by bicyclist and/or driver.