

District 2 Community Traffic Safety Program

# LAFAYETTE COUNTY 2020 Teen Road User Crash Data Summary

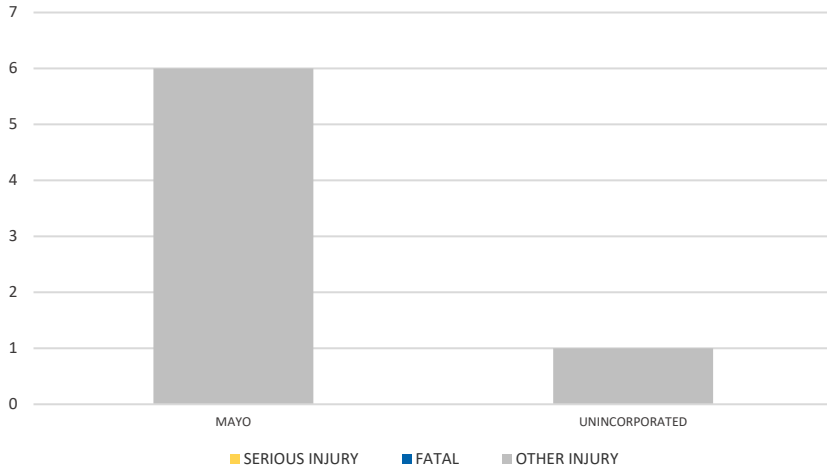


Crash numbers may vary in comparison to previous year(s) due to COVID-19 lockdowns in 2020.

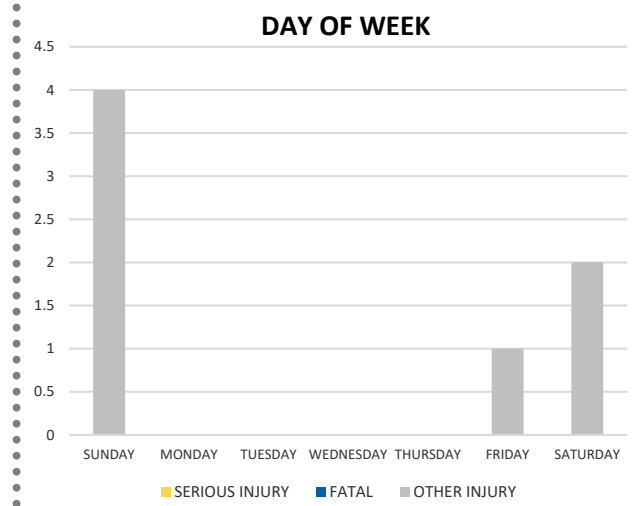
| Severity       | Lafayette County |                       |                           |                 |                                 | District 2 |       |
|----------------|------------------|-----------------------|---------------------------|-----------------|---------------------------------|------------|-------|
|                | Fatal            | Incapacitating Injury | Non-Incapacitating Injury | Possible Injury | No Injury/Property Damage Only* | Total      |       |
| Crashes        | 0                | 0                     | 2                         | 2               | 3                               | 7          | 5,468 |
| People Injured | 0                | 0                     | 2                         | 5               | N/A                             | 7          | 2,412 |

Note: Crash severity is determined from the highest injury type in the crash (i.e. if a crash had both a fatal and a serious it is determined to be a fatal crash).

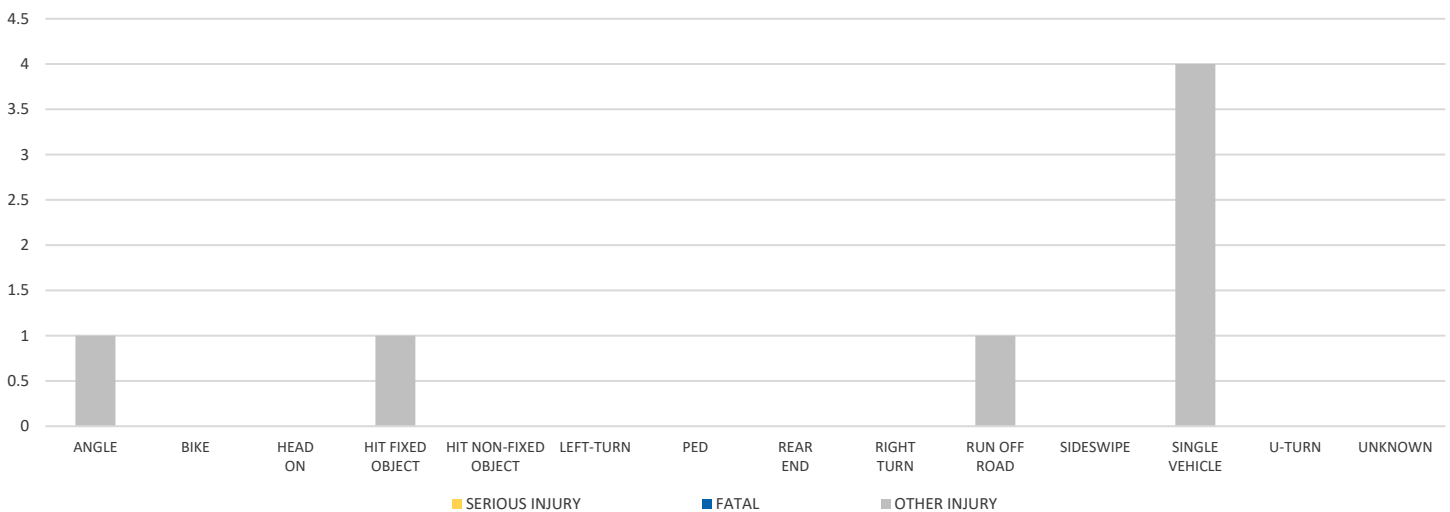
CITY



DAY OF WEEK



CRASH TYPE



NOTE: Fatal/Serious/Other Injury in bar graphs indicates persons not crashes.

SOURCE: 2020 CARS data (unofficial at time of report)

DATE GENERATED: 3/23/2021

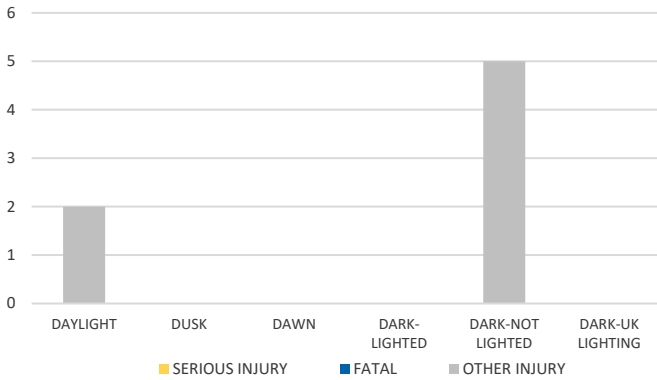
District 2 Community Traffic Safety Program

# LAFAYETTE COUNTY 2020 Teen Road User Crash Data Summary

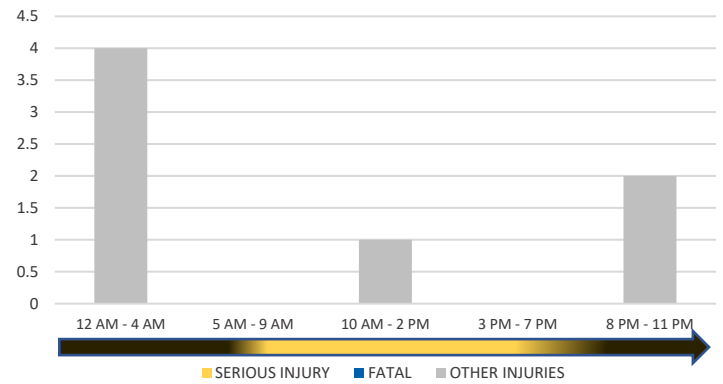


Crash numbers may vary in comparison to previous year(s) due to COVID-19 lockdowns in 2020.

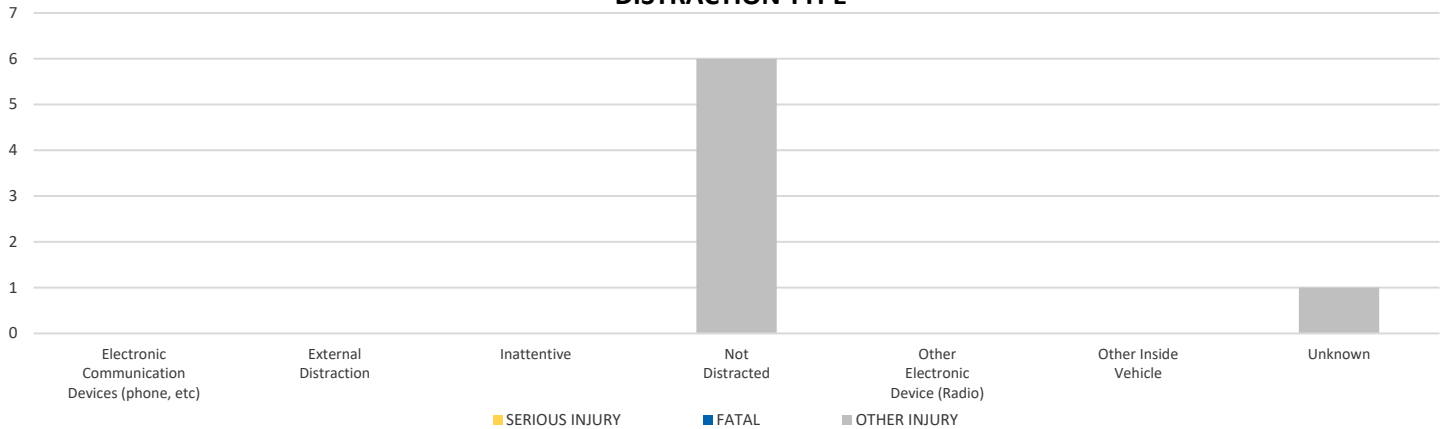
**LIGHTING**



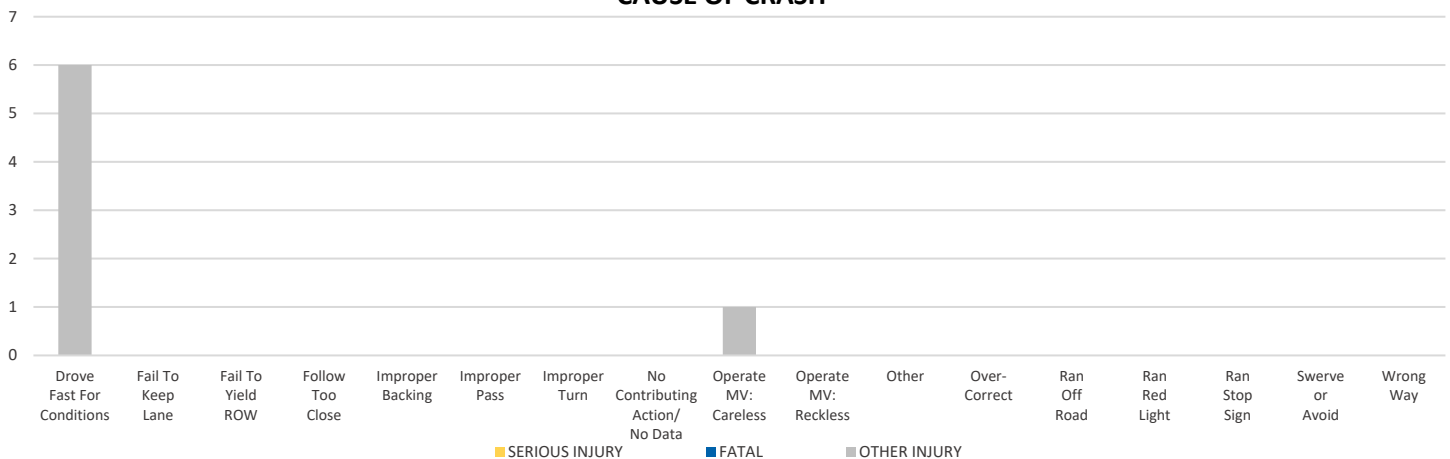
**TIME OF DAY**



**DISTRACTION TYPE**



**CAUSE OF CRASH**



NOTE: Fatal/Serious/Other Injury in bar graphs indicates persons not crashes.

SOURCE: 2020 CARS data (unofficial at time of report)

DATE GENERATED: 3/23/2021