

District 2 Community Traffic Safety Program

# UNION COUNTY 2020 Pedestrian Crash Data Summary

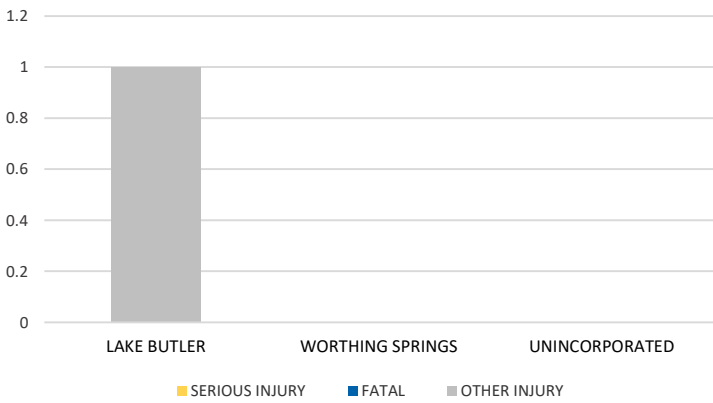


Crash numbers may vary in comparison to previous year(s) due to COVID-19 lockdowns in 2020.

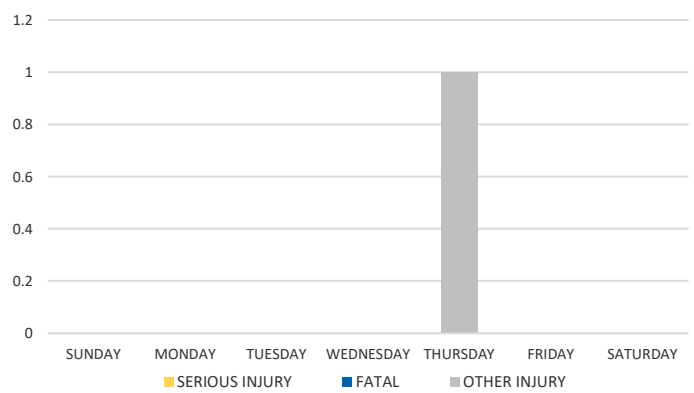
Severity	Union County					District 2	
	Fatal	Incapacitating Injury	Non-Incapacitating Injury	Possible Injury	No Injury/ Property Damage Only	Total	
Crashes	0	0	1	0	0	1	728
People Injured	0	0	1	0	N/A	1	670

Note: Crash severity is determined from the highest injury type in the crash (i.e. if a crash had both a fatal and a serious it is determined to be a fatal crash).

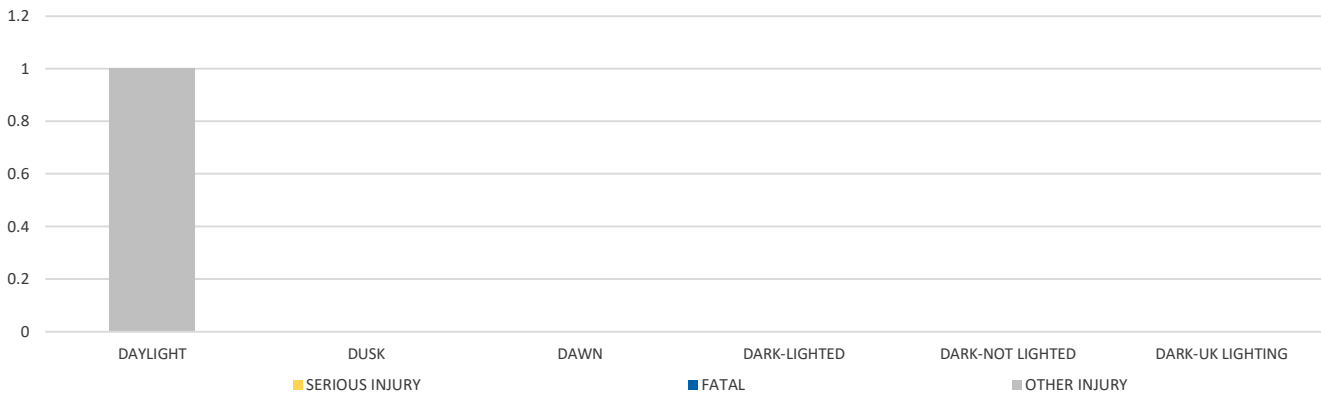
CITY



DAY OF WEEK



LIGHTING



	Daylight	NOT Daylight
All Pedestrian Crashes	100.0%	0.0%
Fatal or Incapacitating Pedestrian Crashes	0.0%	0.0%

NOTE: Fatal/Serious/Other Injury in bar graphs indicates persons not crashes.  
SOURCES: 2020 CARS data (unofficial at time of report)

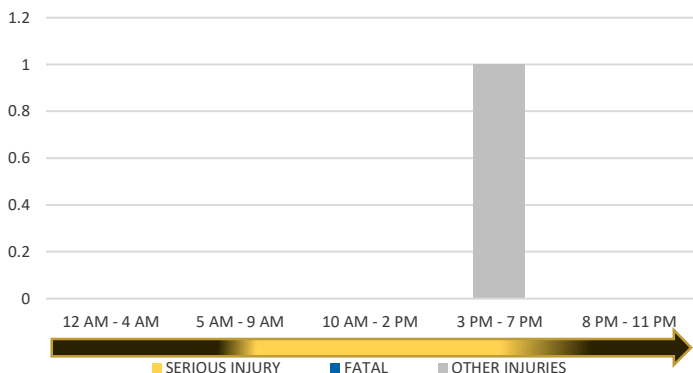
District 2 Community Traffic Safety Program

# UNION COUNTY 2020 Pedestrian Crash Data Summary

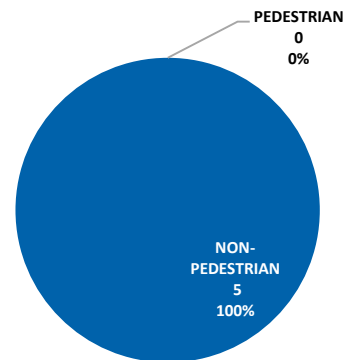


Crash numbers may vary in comparison to previous year(s) due to COVID-19 lockdowns in 2020.

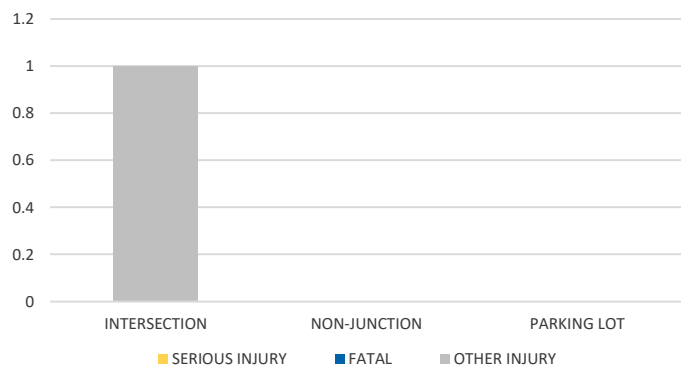
**TIME OF DAY**



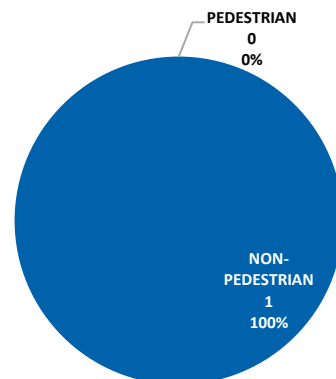
PEDESTRIAN SERIOUS INJURY CRASHES VS TOTAL SERIOUS INJURY CRASHES



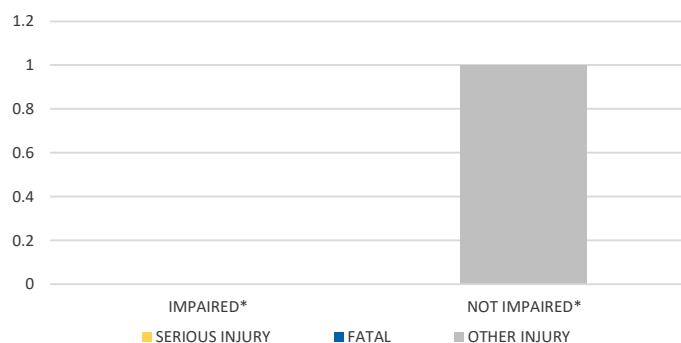
**LOCATION ON ROADWAY**



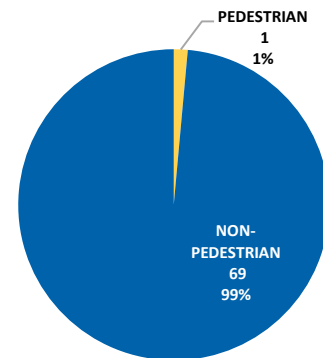
PEDESTRIAN FATAL CRASHES VS TOTAL FATAL CRASHES



**IMPAIRED**



PEDESTRIAN OTHER INJURY CRASHES VS TOTAL OTHER INJURY CRASHES



\*Involving alcohol and/or drugs by pedestrian and/or driver.