

District 2 Community Traffic Safety Program

BRADFORD COUNTY 2020 Pedestrian Crash Data Summary

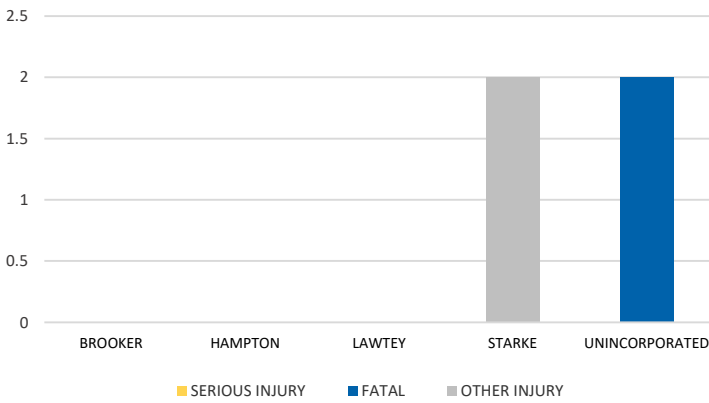


Crash numbers may vary in comparison to previous year(s) due to COVID-19 lockdowns in 2020.

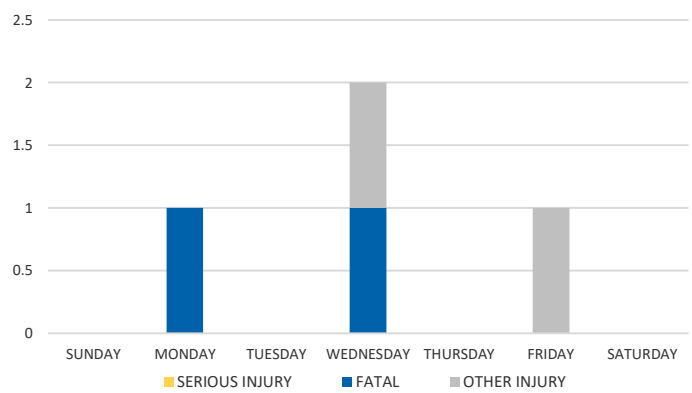
Severity	Bradford County					District 2	
	Fatal	Incapacitating Injury	Non-Incapacitating Injury	Possible Injury	No Injury/ Property Damage Only	Total	
Crashes	2	0	2	0	0	4	728
People Injured	2	0	2	0	N/A	4	670

Note: Crash severity is determined from the highest injury type in the crash (i.e. if a crash had both a fatal and a serious it is determined to be a fatal crash).

CITY



DAY OF WEEK



LIGHTING



	Daylight	NOT Daylight
All Pedestrian Crashes	75.0%	25.0%
Fatal or Incapacitating Pedestrian Crashes	25.0%	25.0%

NOTE: Fatal/Serious/Other Injury in bar graphs indicates persons not crashes.
SOURCES: 2020 CARS data (unofficial at time of report)

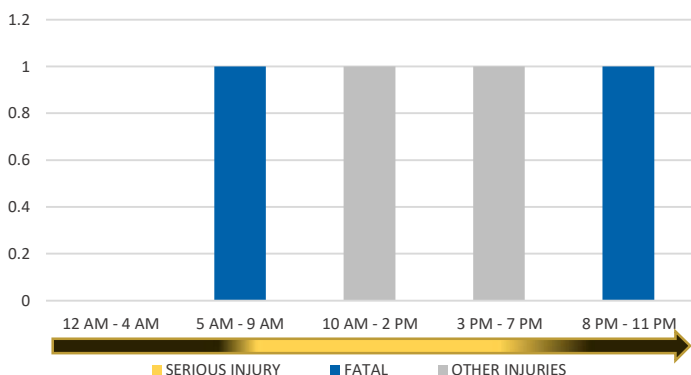
District 2 Community Traffic Safety Program

BRADFORD COUNTY 2020 Pedestrian Crash Data Summary

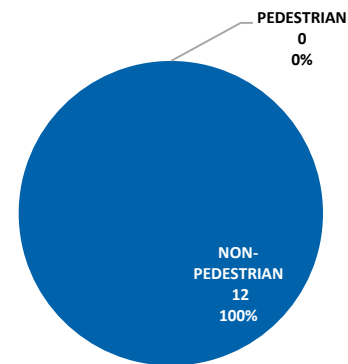


Crash numbers may vary in comparison to previous year(s) due to COVID-19 lockdowns in 2020.

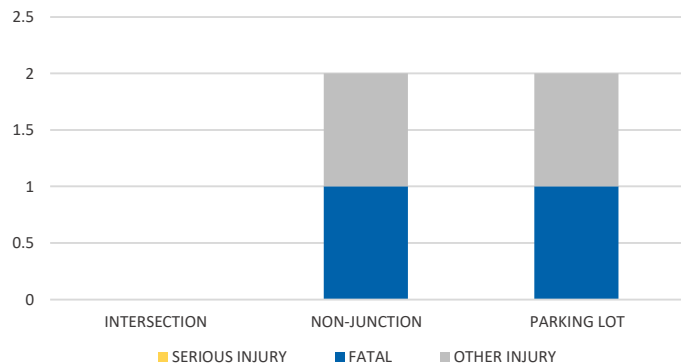
TIME OF DAY



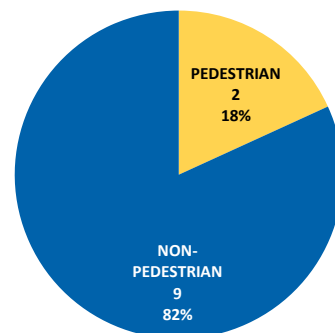
PEDESTRIAN SERIOUS INJURY CRASHES VS TOTAL SERIOUS INJURY CRASHES



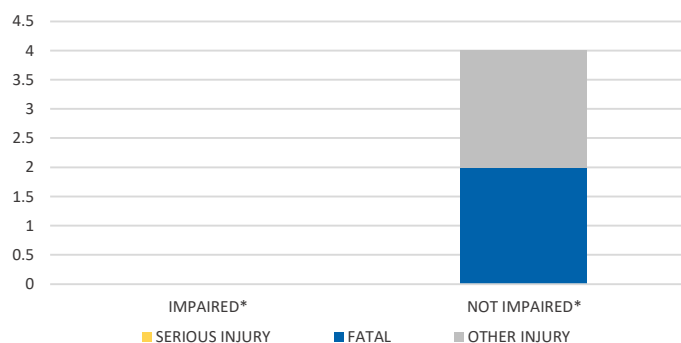
LOCATION ON ROADWAY



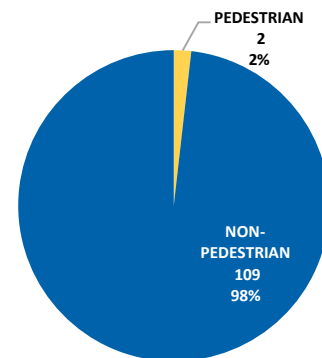
PEDESTRIAN FATAL CRASHES VS TOTAL FATAL CRASHES



IMPAIRED



PEDESTRIAN OTHER INJURY CRASHES VS TOTAL OTHER INJURY CRASHES



*Involving alcohol and/or drugs by pedestrian and/or driver.