

District 2 Community Traffic Safety Program

# NASSAU COUNTY 2020 Intersection Crash Data Summary

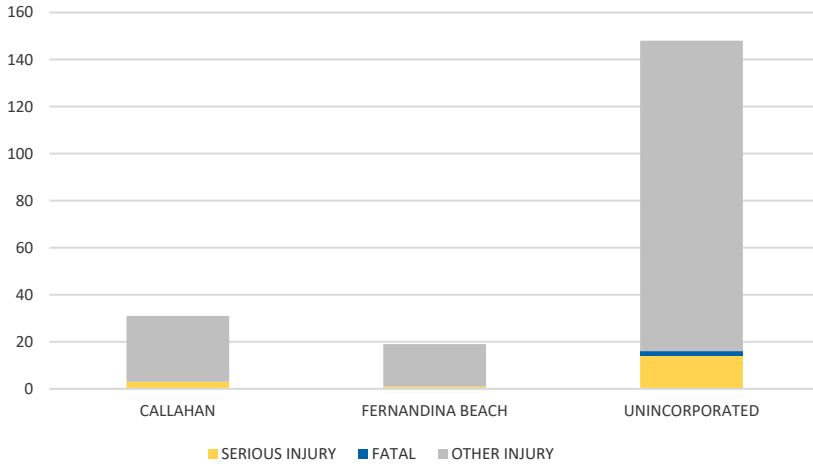


Crash numbers may vary in comparison to previous year(s) due to COVID-19 lockdowns in 2020.

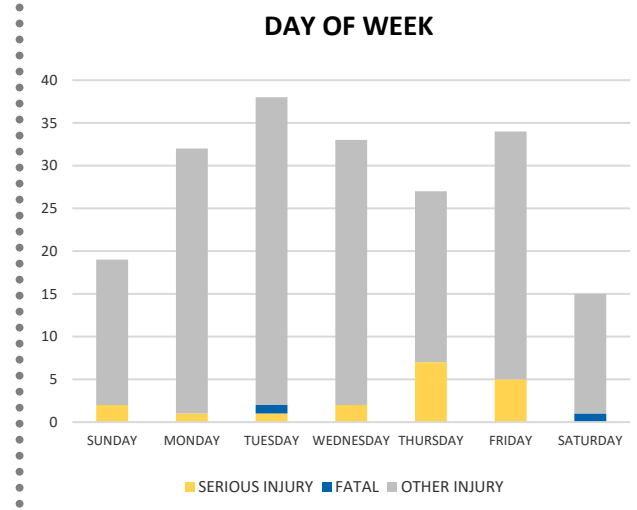
| Severity       | Nassau County |                       |                           |                 |                                 | District 2 |        |
|----------------|---------------|-----------------------|---------------------------|-----------------|---------------------------------|------------|--------|
|                | Fatal         | Incapacitating Injury | Non-Incapacitating Injury | Possible Injury | No Injury/Property Damage Only* | Total      |        |
| Crashes        | 2             | 15                    | 35                        | 65              | 230                             | 347        | 15,392 |
| People Injured | 2             | 18                    | 48                        | 130             | N/A                             | 198        | 8,377  |

Note: Crash severity is determined from the highest injury type in the crash (i.e. if a crash had both a fatal and a serious it is determined to be a fatal crash).

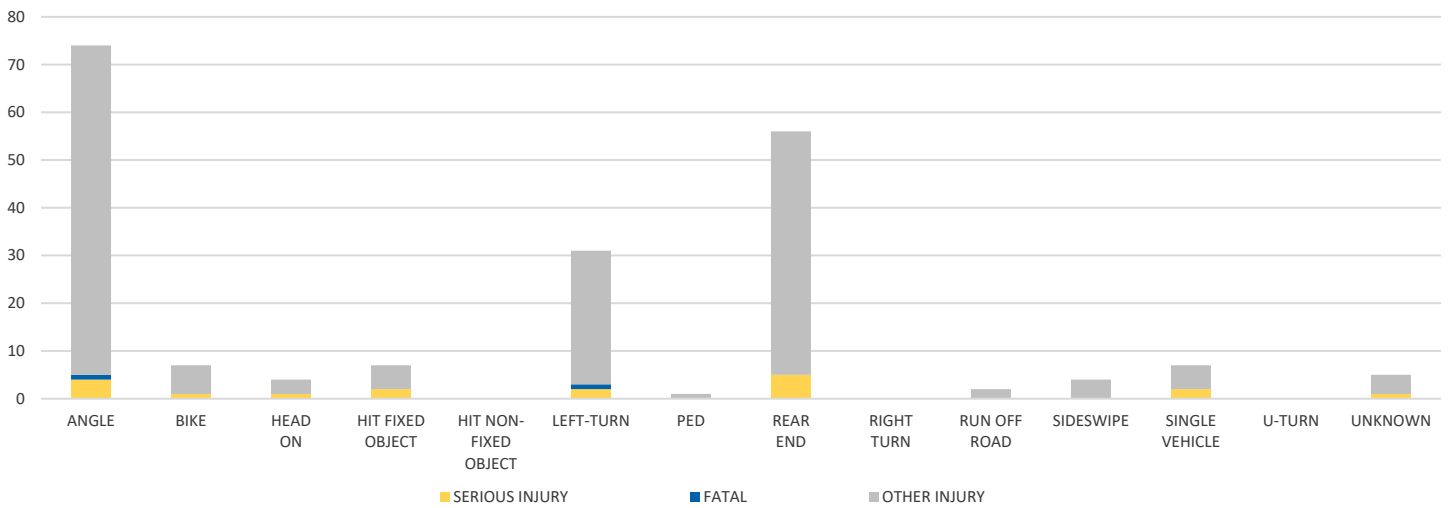
CITY



DAY OF WEEK



CRASH TYPE



NOTE: Fatal/Serious/Other Injury in bar graphs indicates persons not crashes.

SOURCE: 2020 CARS data (unofficial at time of report)

DATE GENERATED: 1/12/2021

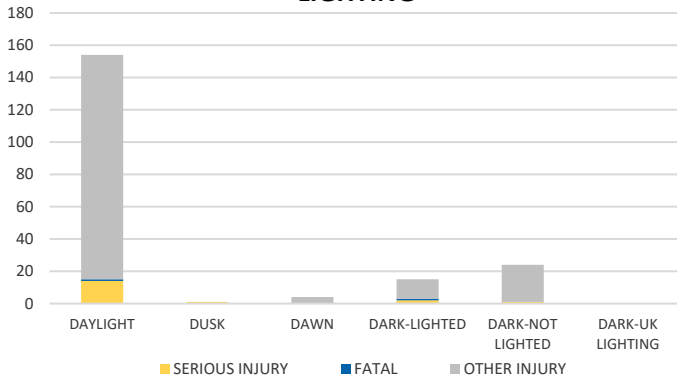
District 2 Community Traffic Safety Program

# NASSAU COUNTY 2020 Intersection Crash Data Summary

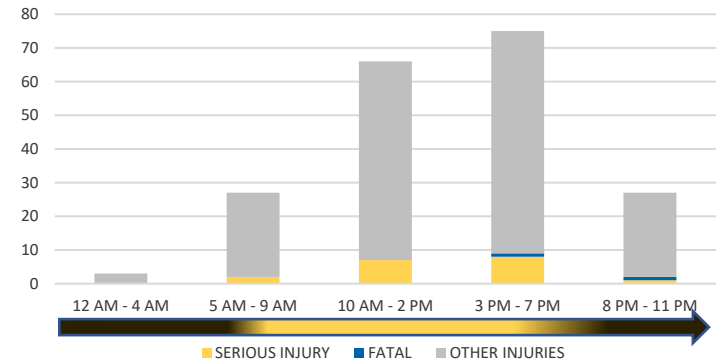


Crash numbers may vary in comparison to previous year(s) due to COVID-19 lockdowns in 2020.

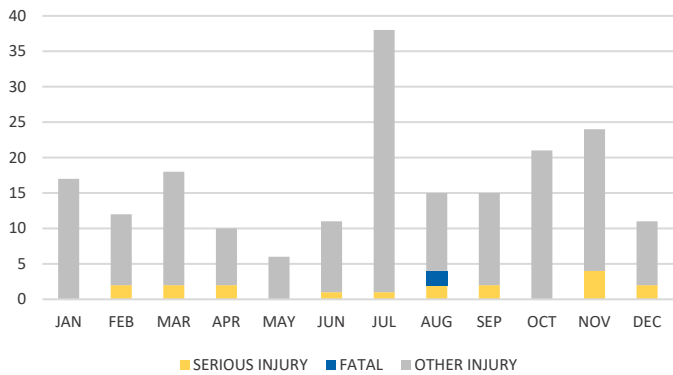
**LIGHTING**



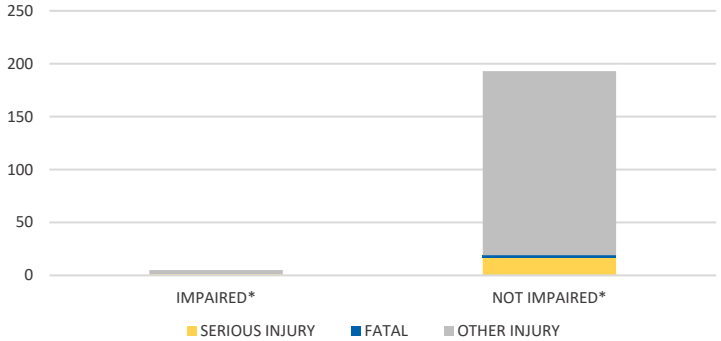
**TIME OF DAY**



**MONTH**

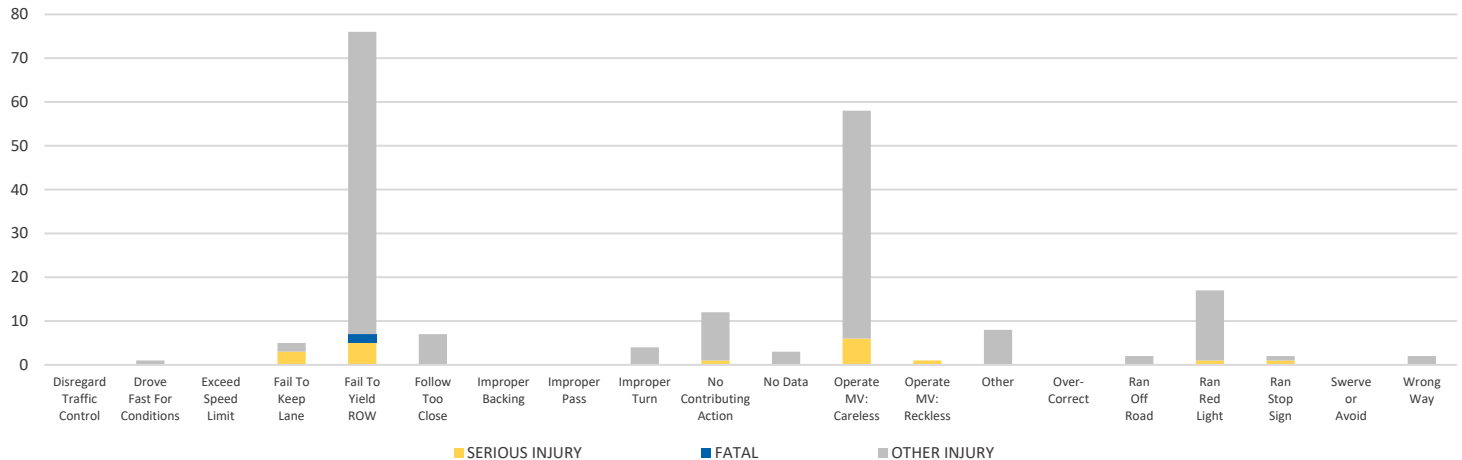


**IMPAIRED**



\*Involving alcohol and/or drugs by either driver.

**DRIVER CAUSE OF CRASH**



NOTE: Fatal/Serious/Other Injury in bar graphs indicates persons not crashes.

SOURCE: 2020 CARS data (unofficial at time of report)

DATE GENERATED: 1/12/2021