

District 2 Community Traffic Safety Program

LAFAYETTE COUNTY 2020 Distracted Driving Crash Data Summary

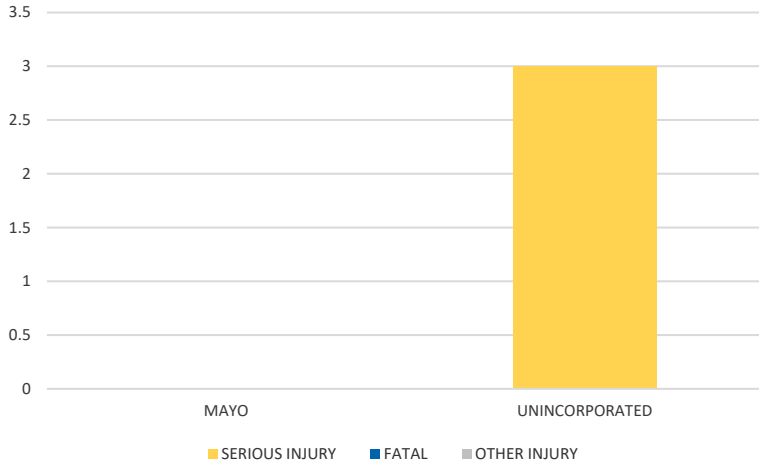


Crash numbers may vary in comparison to previous year(s) due to COVID-19 lockdowns in 2020.

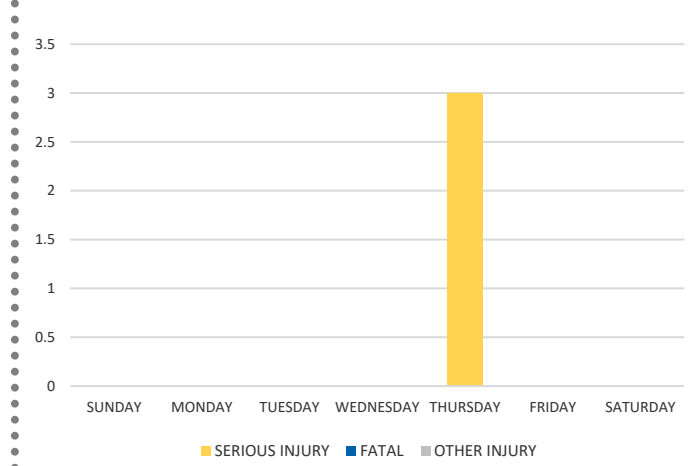
| Severity | Lafayette County | | | | | District 2 | |
|----------------|------------------|-----------------------|---------------------------|-----------------|---------------------------------|------------|-------|
| | Fatal | Incapacitating Injury | Non-Incapacitating Injury | Possible Injury | No Injury/Property Damage Only* | Total | |
| Crashes | 0 | 1 | 0 | 0 | 2 | 3 | 7,860 |
| People Injured | 0 | 3 | 0 | 0 | N/A | 3 | 3,662 |

Note: Crash severity is determined from the highest injury type in the crash (i.e. if a crash had both a fatal and a serious it is determined to be a fatal crash).

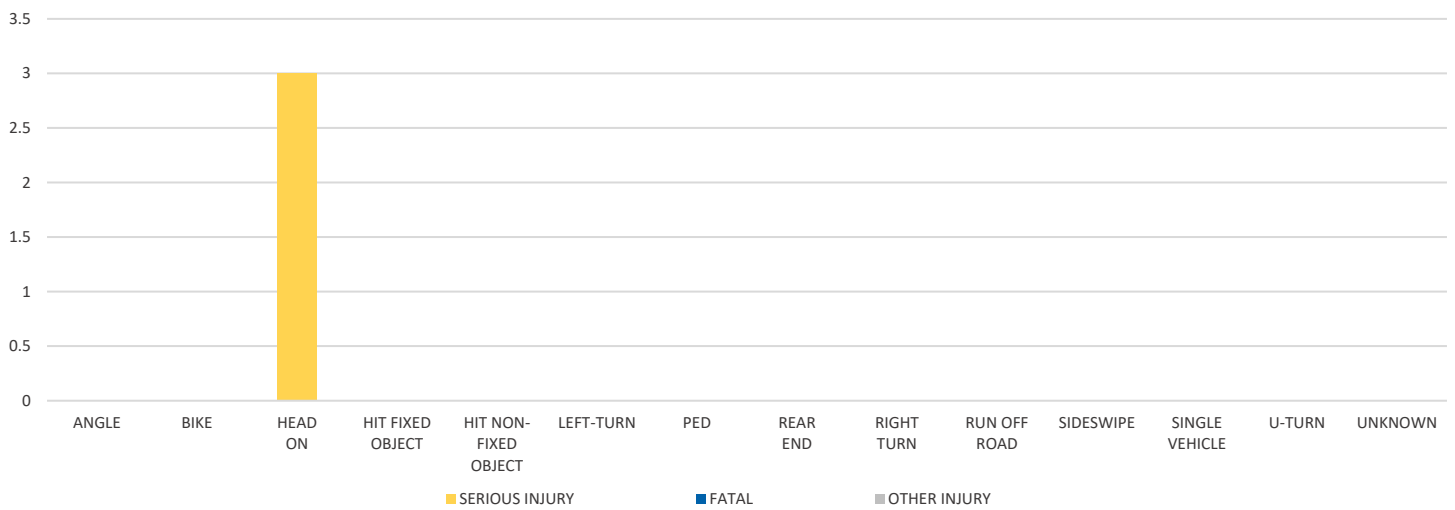
CITY



DAY OF WEEK



CRASH TYPE



NOTE: Fatal/Serious/Other Injury in bar graphs indicates persons not crashes.
SOURCE: 2020 CARS data (unofficial at time of report)

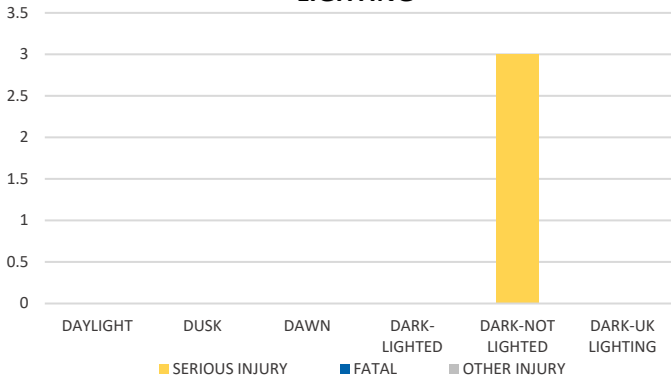
District 2 Community Traffic Safety Program

LAFAYETTE COUNTY 2020 Distracted Driving Crash Data Summary

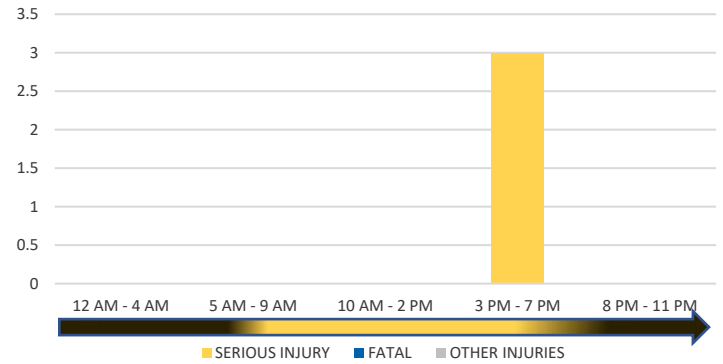


Crash numbers may vary in comparison to previous year(s) due to COVID-19 lockdowns in 2020.

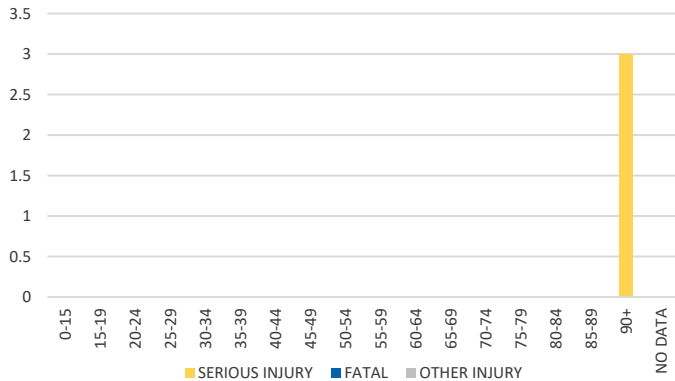
LIGHTING



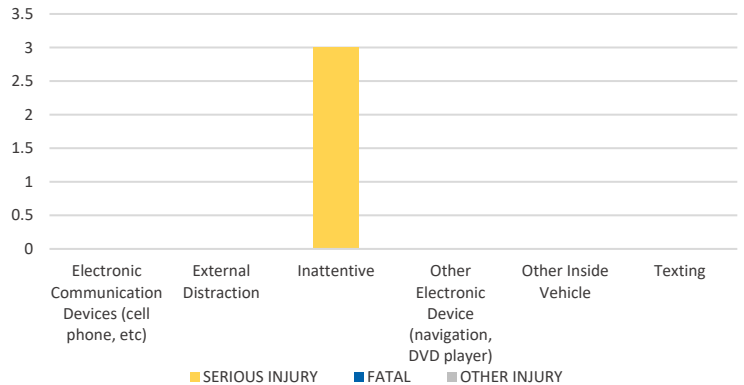
TIME OF DAY



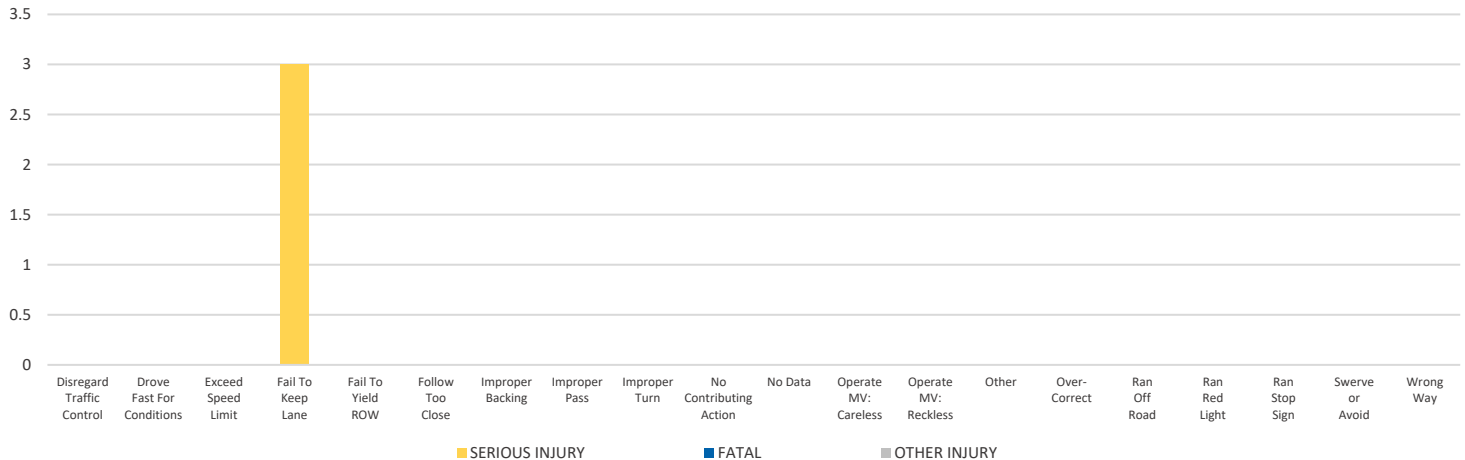
AGE OF AT FAULT DRIVER



DISTRACTION TYPE



DRIVER CAUSE OF CRASH



NOTE: Fatal/Serious/Other Injury in bar graphs indicates persons not crashes.

SOURCE: 2020 CARS data (unofficial at time of report)

DATE GENERATED: 1/19/2021