

District 2 Community Traffic Safety Program



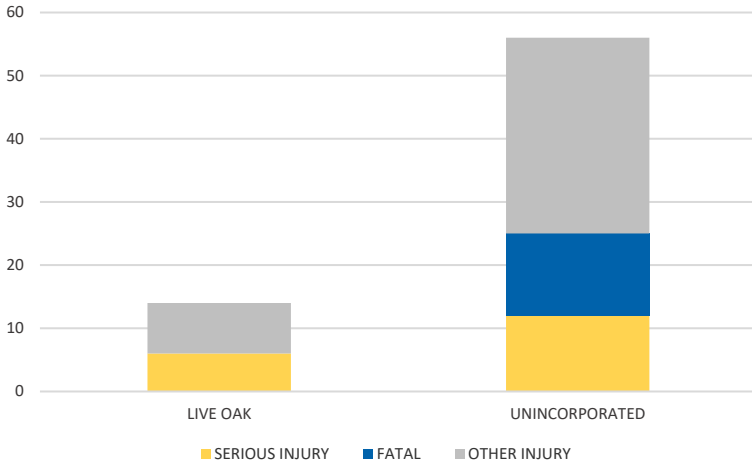
SUWANNEE COUNTY 2020 Occupant Protection (No Restraint) Crash Data Summary

Crash numbers may vary in comparison to previous year(s) due to COVID-19 lockdowns in 2020.

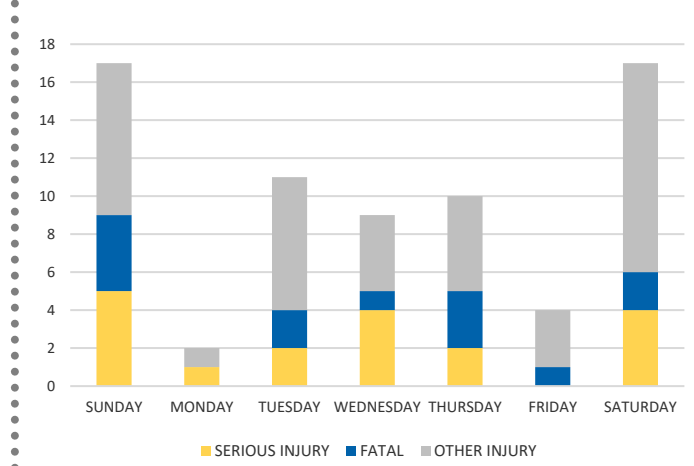
Severity	Suwannee County					District 2	
	Fatal	Incapacitating Injury	Non-Incapacitating Injury	Possible Injury	No Injury/Property Damage Only*	Total	
Crashes	11	11	12	6	17	57	1,836
People Injured	13	18	23	16	N/A	70	1,855

Note: Crash severity is determined from the highest injury type in the crash (i.e. if a crash had both a fatal and a serious it is determined to be a fatal crash).

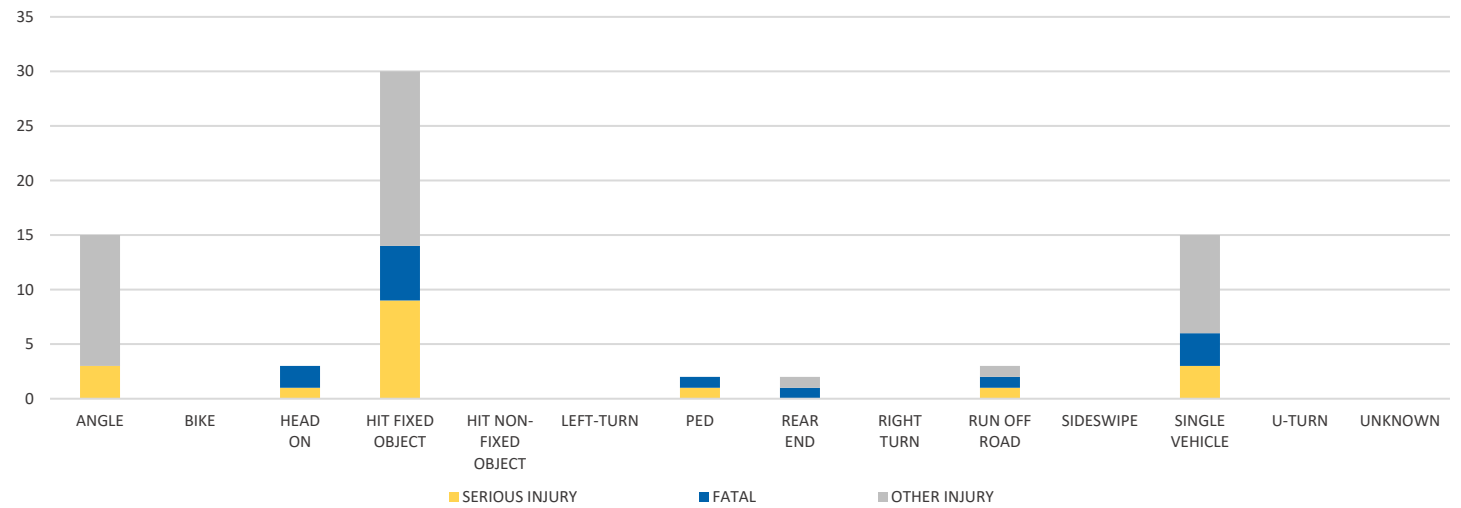
CITY



DAY OF WEEK



CRASH TYPE



NOTE: Fatal/Serious/Other Injury in bar graphs indicates persons not crashes.

SOURCE: 2020 CARS data (unofficial at time of report)

DATE GENERATED: 1/20/2021

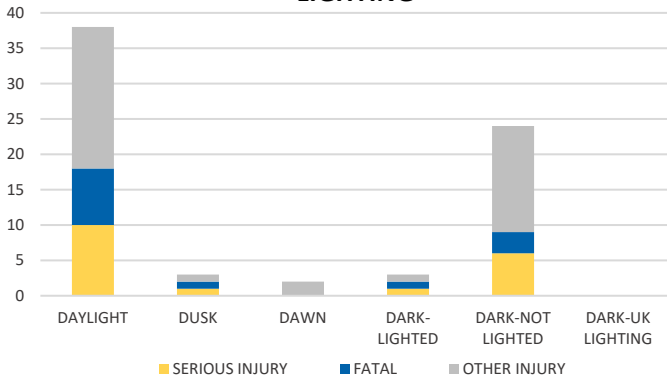
District 2 Community Traffic Safety Program

SUWANNEE COUNTY 2020 Occupant Protection (No Restraint) Crash Data Summary

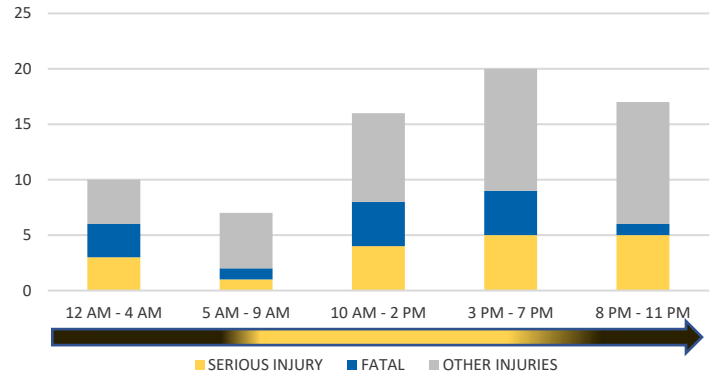


Crash numbers may vary in comparison to previous year(s) due to COVID-19 lockdowns in 2020.

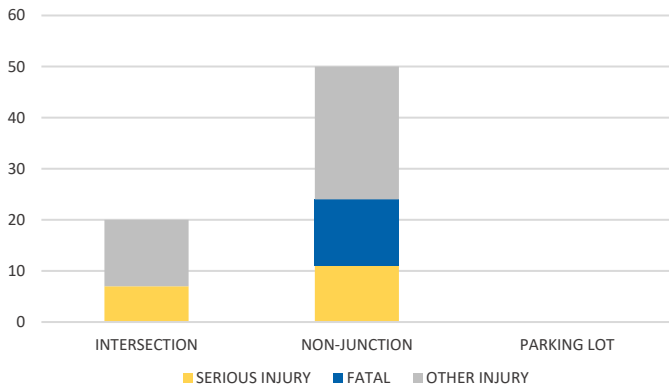
LIGHTING



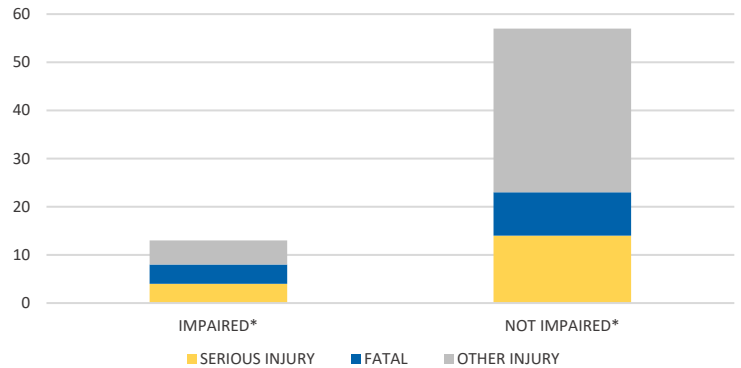
TIME OF DAY



LOCATION ON ROADWAY

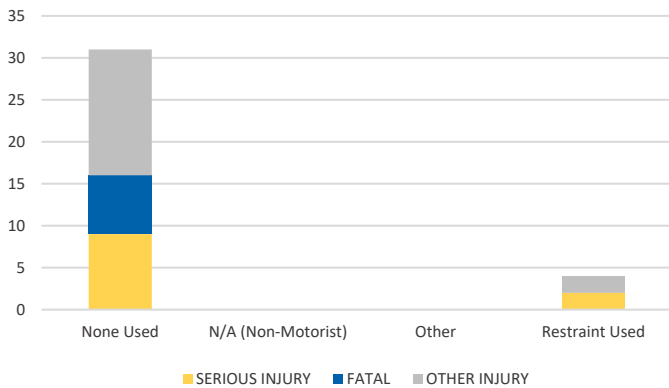


IMPAIRED

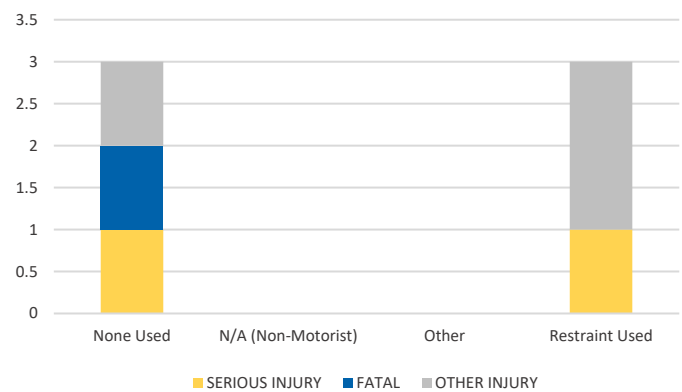


*Involving alcohol and/or drugs by either driver.

DRIVER 1 - RESTRAINT TYPE



DRIVER 2 - RESTRAINT TYPE



NOTE: Fatal/Serious/Other Injury in bar graphs indicates persons not crashes.
SOURCE: 2020 CARS data (unofficial at time of report)