

District 2 Community Traffic Safety Program



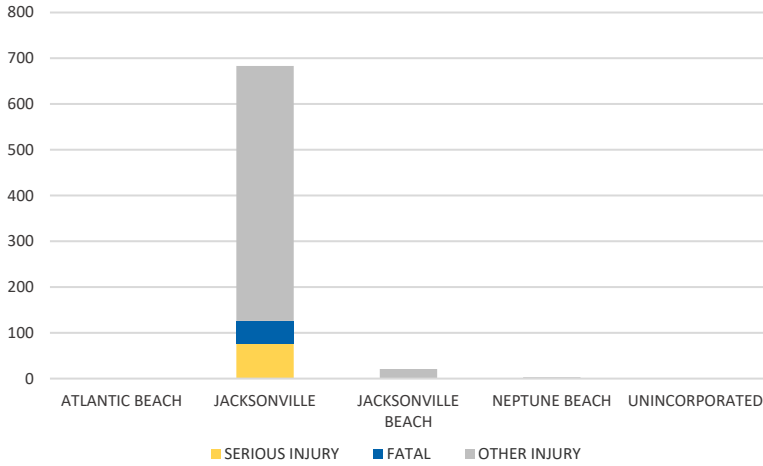
# DUVAL COUNTY 2020 Occupant Protection (No Restraint) Crash Data Summary

Crash numbers may vary in comparison to previous year(s) due to COVID-19 lockdowns in 2020.

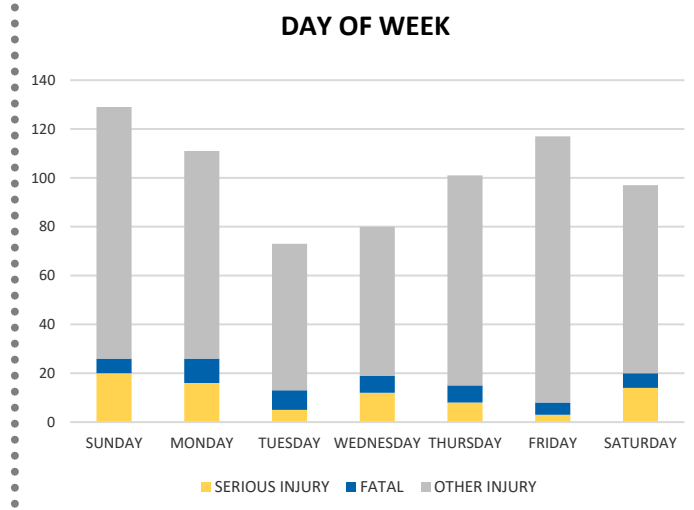
Severity	Duval County					District 2	
	Fatal	Incapacitating Injury	Non-Incapacitating Injury	Possible Injury	No Injury/Property Damage Only*	Total	
Crashes	42	55	148	182	455	882	1,836
People Injured	49	78	227	354	N/A	708	1,855

Note: Crash severity is determined from the highest injury type in the crash (i.e. if a crash had both a fatal and a serious it is determined to be a fatal crash).

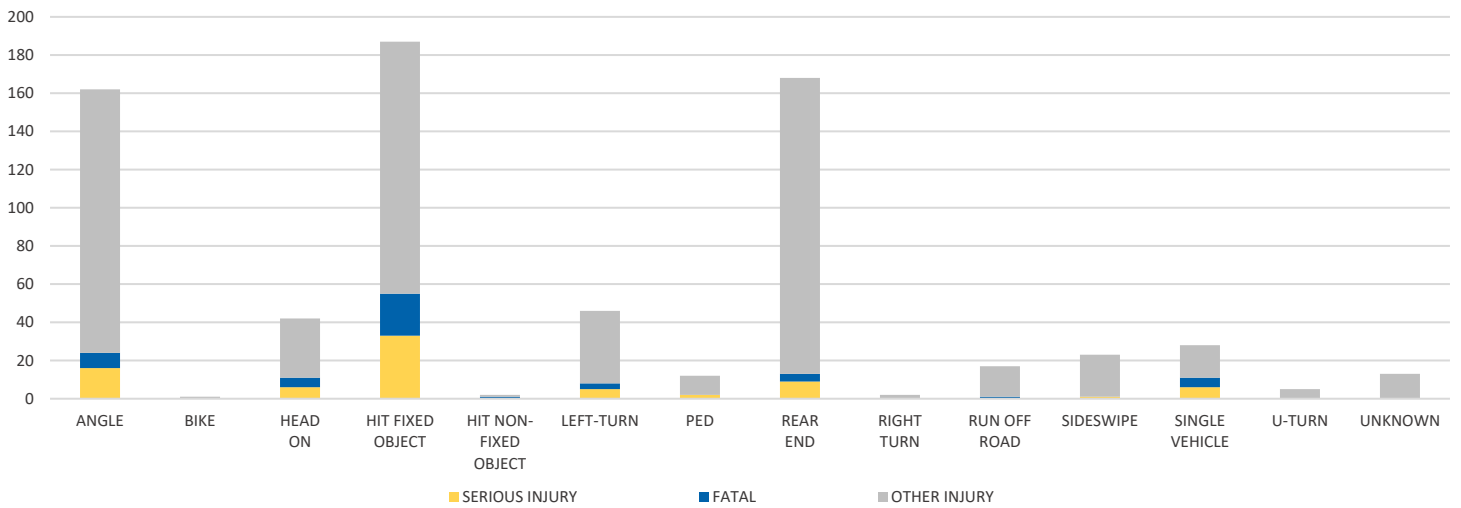
CITY



DAY OF WEEK



CRASH TYPE



NOTE: Fatal/Serious/Other Injury in bar graphs indicates persons not crashes.

SOURCE: 2020 CARS data (unofficial at time of report)

DATE GENERATED: 1/20/2021

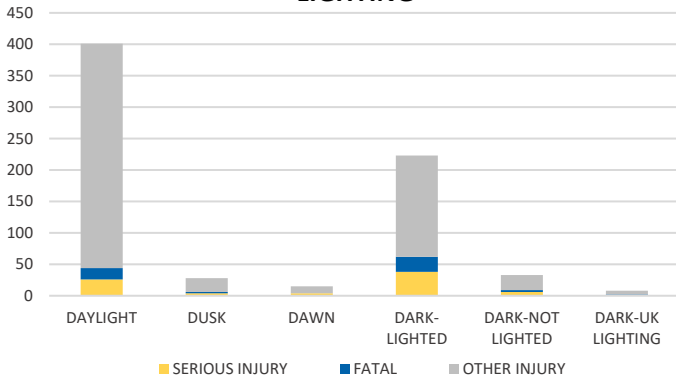
District 2 Community Traffic Safety Program



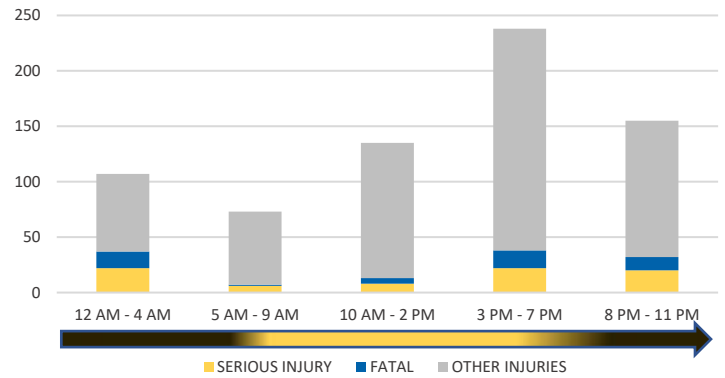
# DUVAL COUNTY 2020 Occupant Protection (No Restraint) Crash Data Summary

Crash numbers may vary in comparison to previous year(s) due to COVID-19 lockdowns in 2020.

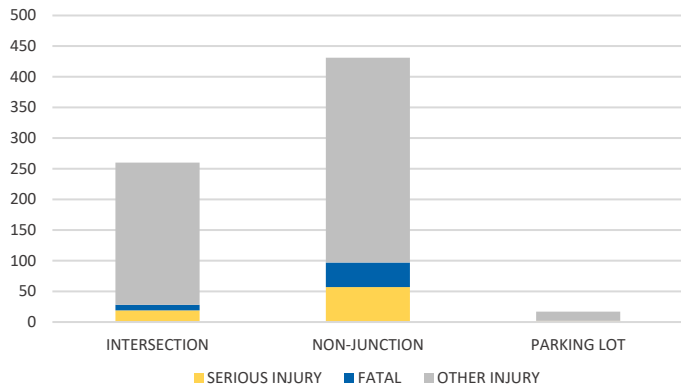
**LIGHTING**



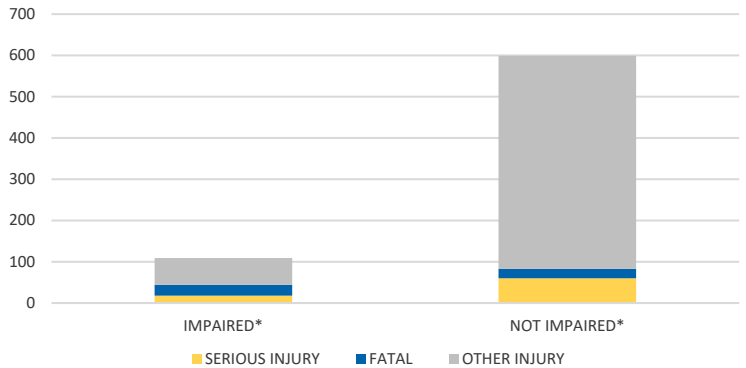
**TIME OF DAY**



**LOCATION ON ROADWAY**

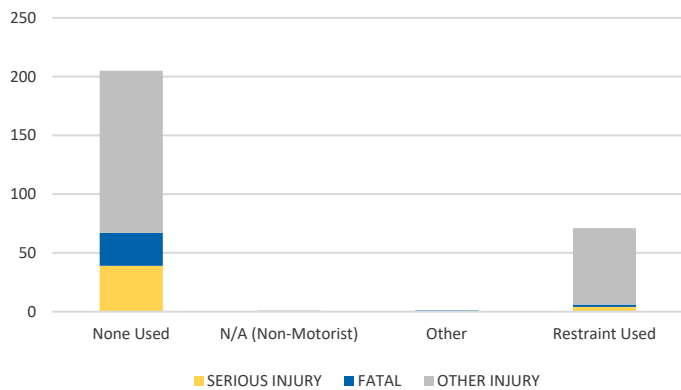


**IMPAIRED**

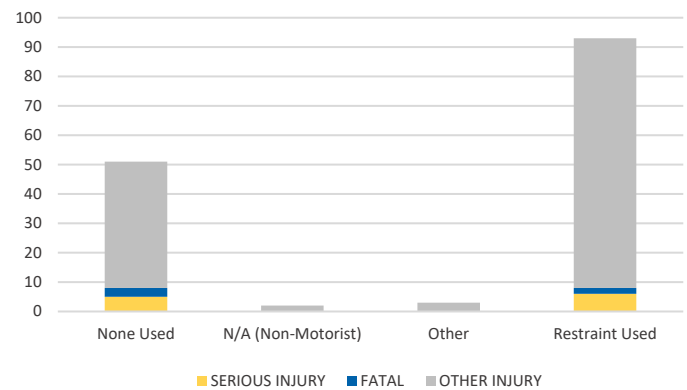


\*Involving alcohol and/or drugs by either driver.

**DRIVER 1 - RESTRAINT TYPE**



**DRIVER 2 - RESTRAINT TYPE**



NOTE: Fatal/Serious/Other Injury in bar graphs indicates persons not crashes.  
SOURCE: 2020 CARS data (unofficial at time of report)