

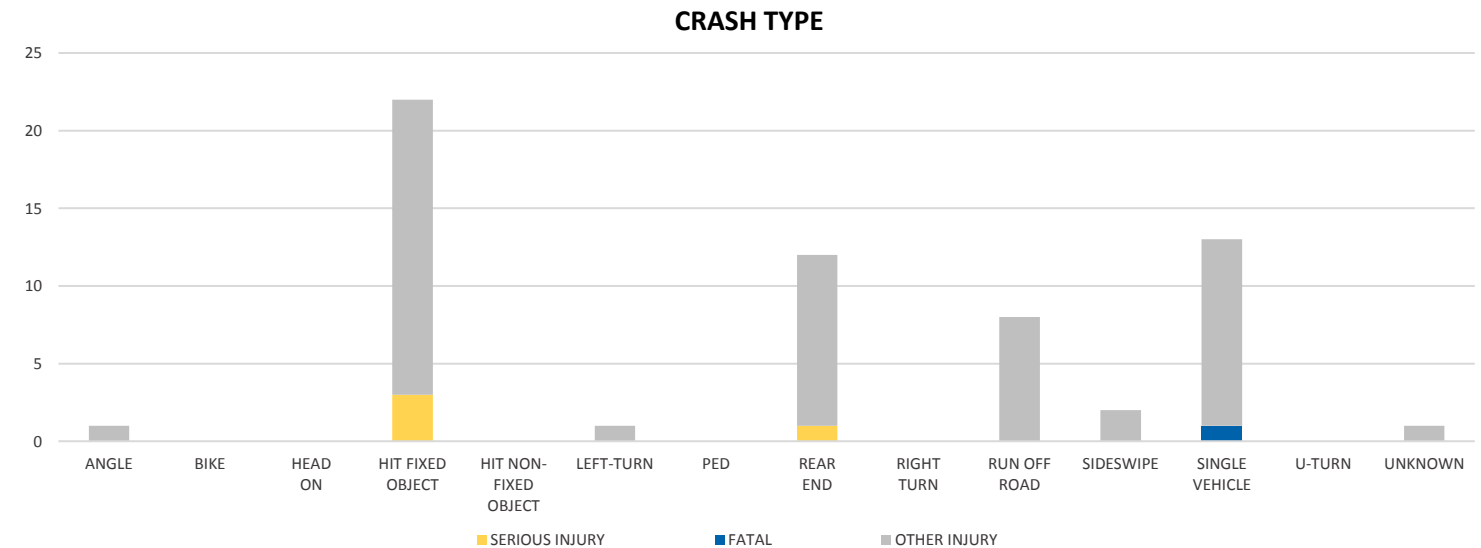
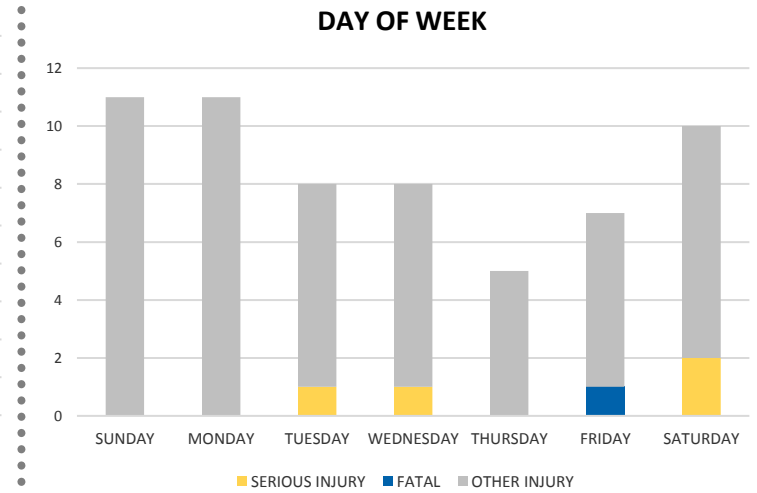
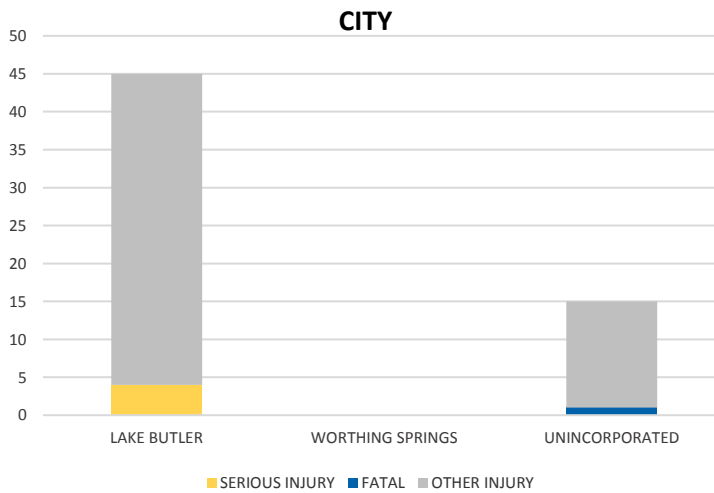
District 2 Community Traffic Safety Program



# UNION COUNTY 2019 Lane Departure Crash Data Summary

Severity	Union County					District 2	
	Fatal	Incapacitating Injury	Non-Incapacitating Injury	Possible Injury	No Injury/ Property Damage Only*	Total	
Crashes	1	3	17	23	46	90	21,597
People Injured	1	4	20	35	N/A	60	7,696

**Note:** Crash severity is determined from the highest injury type in the crash (i.e. if a crash had both a fatal and a serious it is determined to be a fatal crash).



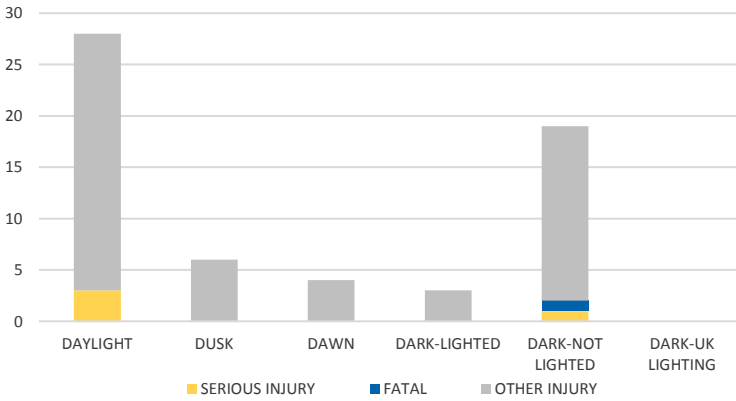
**NOTE:** Fatal/Serious/Other Injury in bar graphs indicates persons not crashes.  
**SOURCES:** 2019 CARS data (unofficial at time of report)

District 2 Community Traffic Safety Program

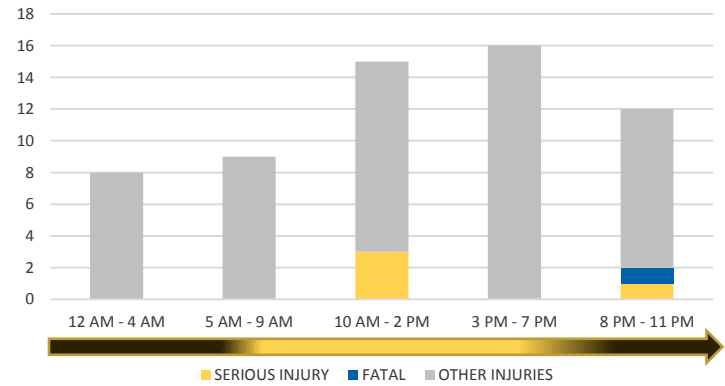


# UNION COUNTY 2019 Lane Departure Crash Data Summary

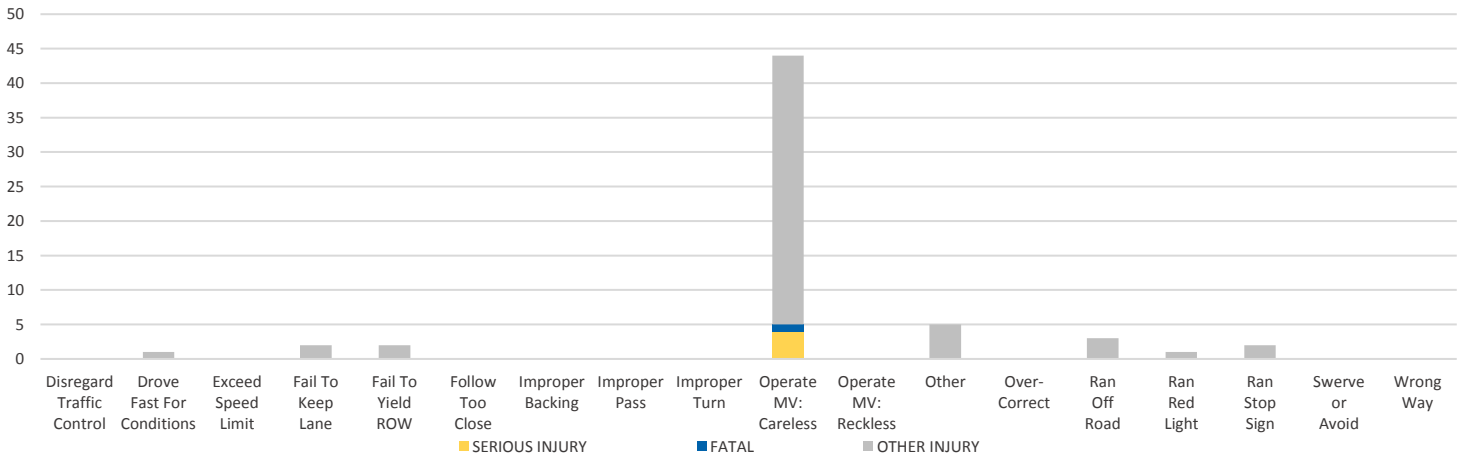
**LIGHTING**



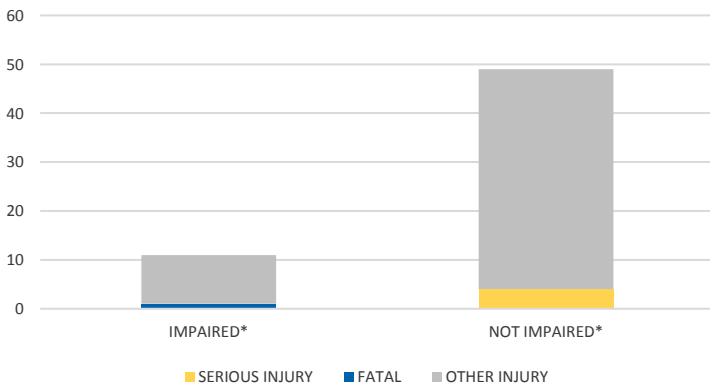
**TIME OF DAY**



**DRIVER CAUSE OF CRASH**



**IMPAIRED**



ROAD CLASSIFICATION	2-LANE	MULTILANE	OTHER	TOTAL
INTERSTATE/EXPRESSWAY	-	0	-	0
URBAN	5	0	2	7
SUBURBAN	4	0	0	4
RURAL	4	0	11	15
PARKING LOT	-	-	8	8
UNDOCUMENTED	-	-	56	56
ON- & OFF-RAMP	-	-	0	0
<b>TOTAL</b>	<b>13</b>	<b>0</b>	<b>77</b>	<b>90</b>

NOTE: Fatal/Serious/Other Injury in bar graphs indicates persons not crashes.  
 SOURCES: 2019 CARS data (unofficial at time of report)