

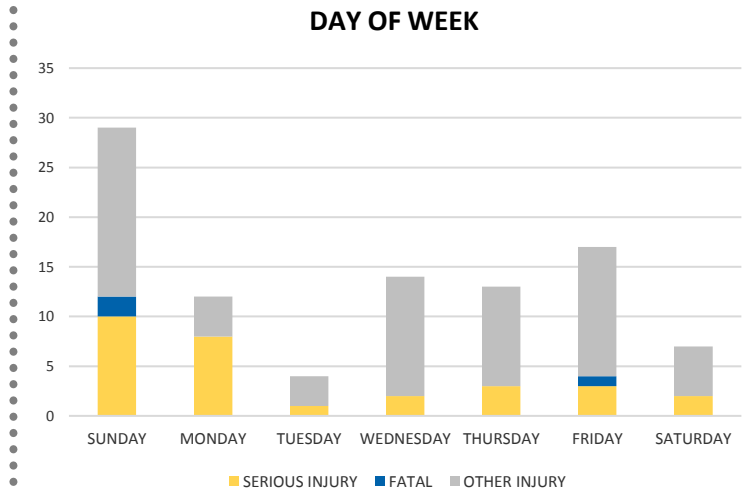
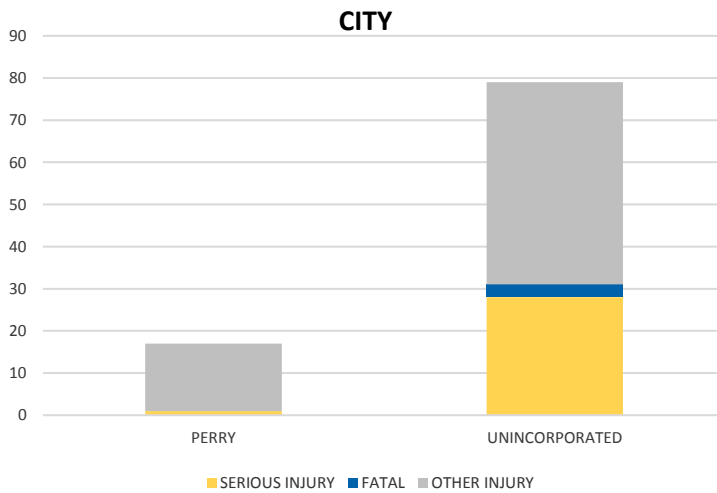
District 2 Community Traffic Safety Program



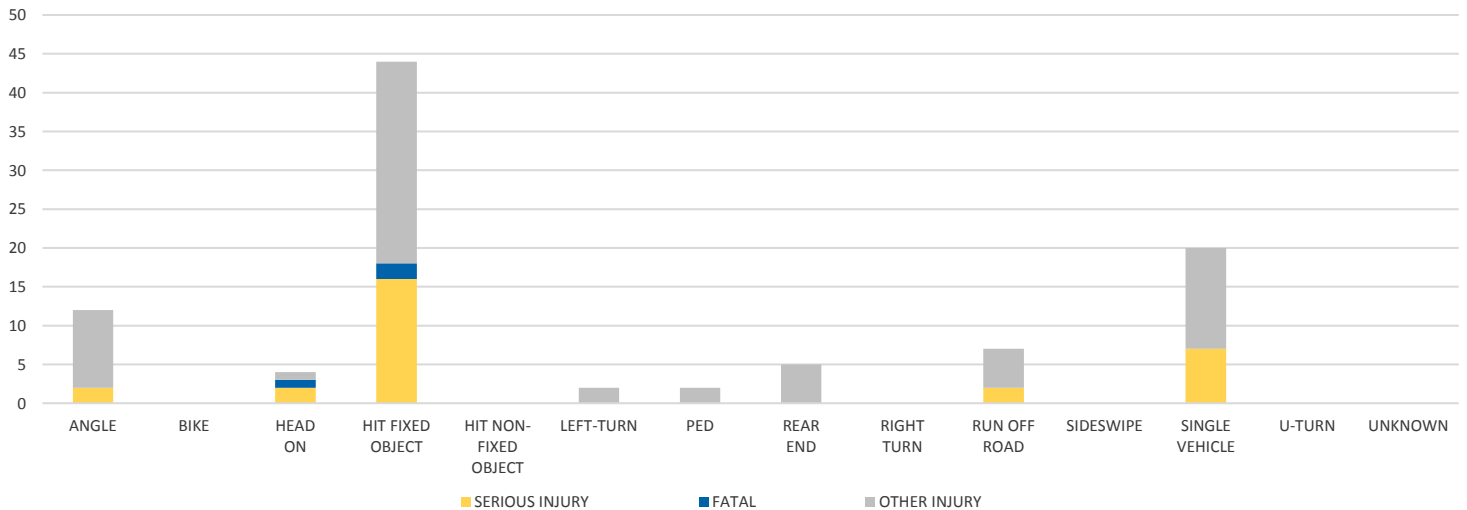
TAYLOR COUNTY 2019 Lane Departure Crash Data Summary

Severity	Taylor County					District 2	
	Fatal	Incapacitating Injury	Non-Incapacitating Injury	Possible Injury	No Injury/ Property Damage Only*	Total	
Crashes	3	19	36	16	145	219	21,597
People Injured	3	29	43	21	N/A	96	7,696

Note: Crash severity is determined from the highest injury type in the crash (i.e. if a crash had both a fatal and a serious it is determined to be a fatal crash).



CRASH TYPE



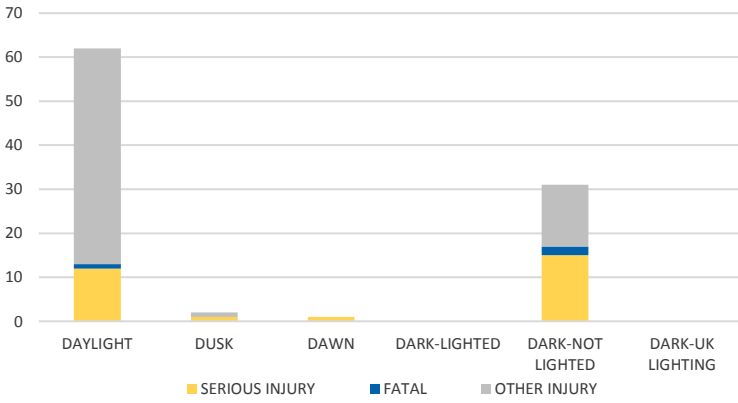
NOTE: Fatal/Serious/Other Injury in bar graphs indicates persons not crashes.
SOURCES: 2019 CARS data (unofficial at time of report)

District 2 Community Traffic Safety Program

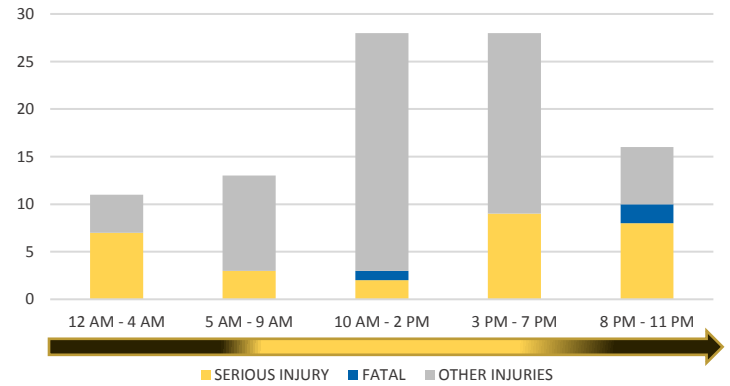


TAYLOR COUNTY 2019 Lane Departure Crash Data Summary

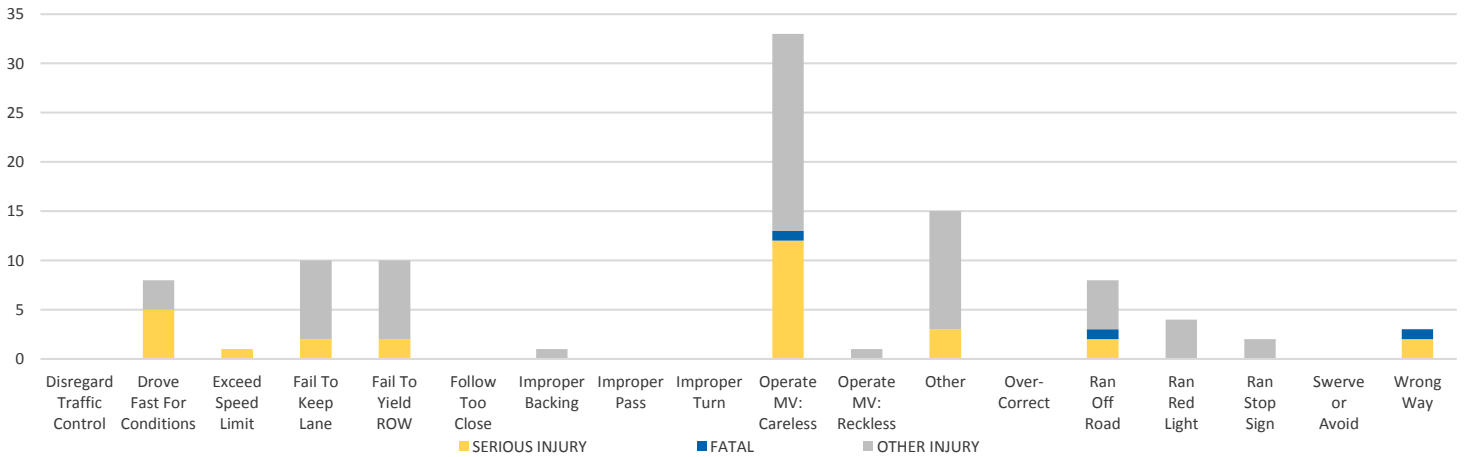
LIGHTING



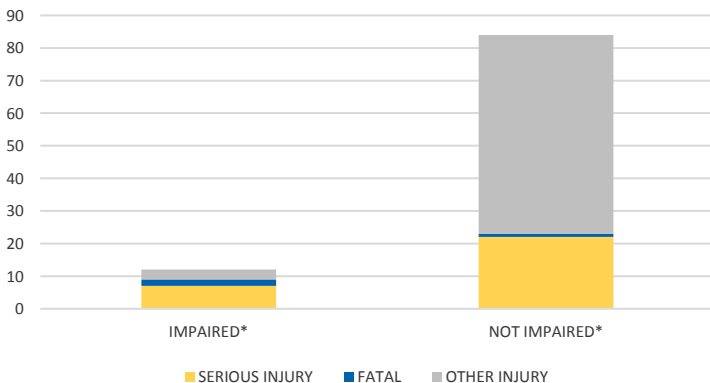
TIME OF DAY



DRIVER CAUSE OF CRASH



IMPAIRED



ROAD CLASSIFICATION	2-LANE	MULTILANE	OTHER	TOTAL
INTERSTATE/EXPRESSWAY	-	0	-	0
URBAN	1	4	16	21
SUBURBAN	0	4	0	4
RURAL	9	8	4	21
PARKING LOT	-	-	48	48
UNDOCUMENTED	-	-	125	125
ON- & OFF-RAMP	-	-	0	0
TOTAL	10	16	193	219

NOTE: Fatal/Serious/Other Injury in bar graphs indicates persons not crashes.
 SOURCES: 2019 CARS data (unofficial at time of report)