

District 2 Community Traffic Safety Program

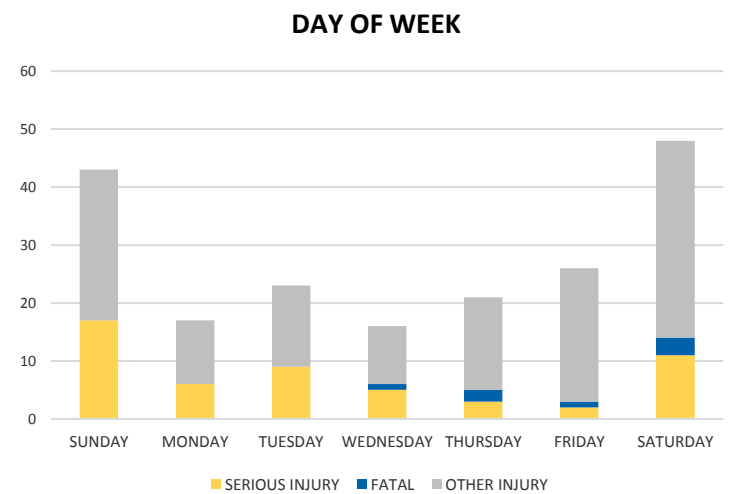
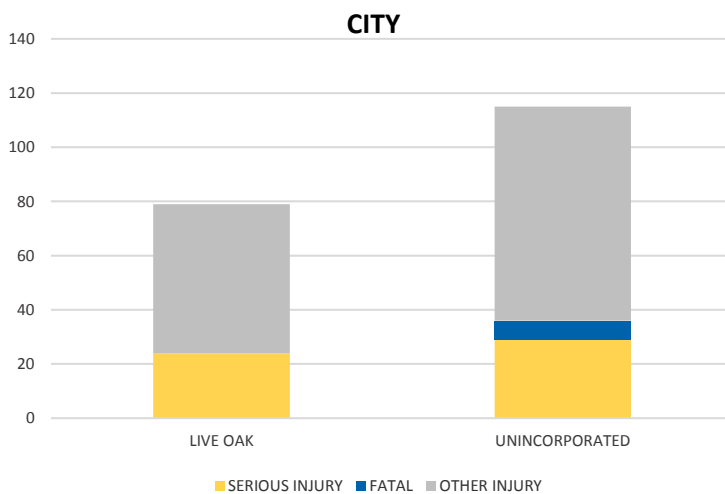


SUWANNEE COUNTY

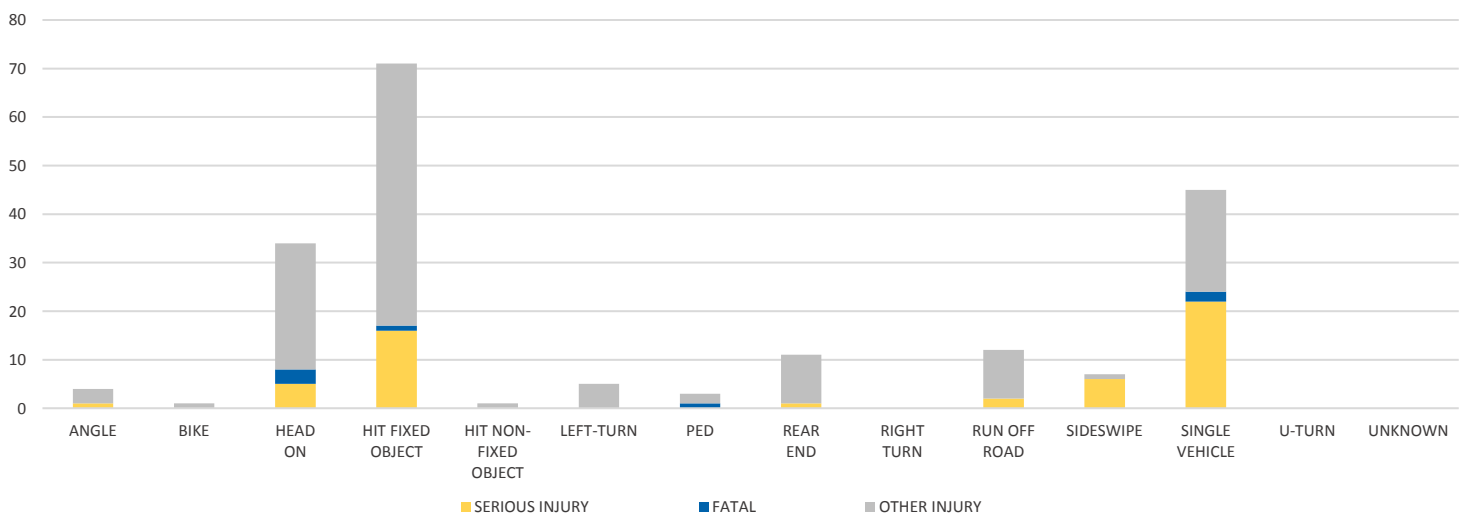
2019 Lane Departure Crash Data Summary

Severity	Suwannee County					District 2	
	Fatal	Incapacitating Injury	Non-Incapacitating Injury	Possible Injury	No Injury/ Property Damage Only*	Total	
Crashes	6	38	36	46	224	350	21,597
People Injured	7	53	53	81	N/A	194	7,696

Note: Crash severity is determined from the highest injury type in the crash (i.e. if a crash had both a fatal and a serious it is determined to be a fatal crash).



CRASH TYPE



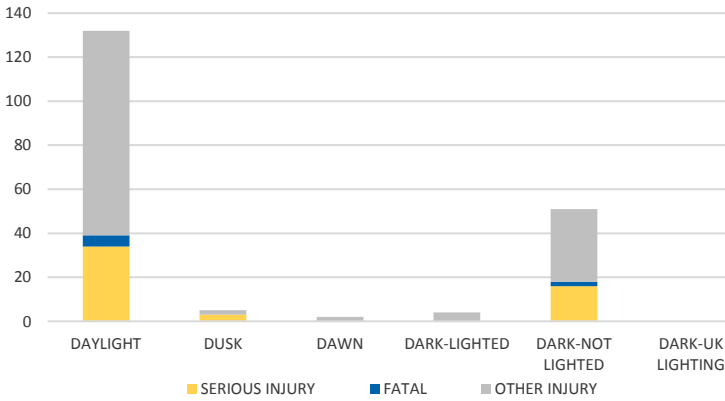
NOTE: Fatal/Serious/Other Injury in bar graphs indicates persons not crashes.
SOURCES: 2019 CARS data (unofficial at time of report)

District 2 Community Traffic Safety Program

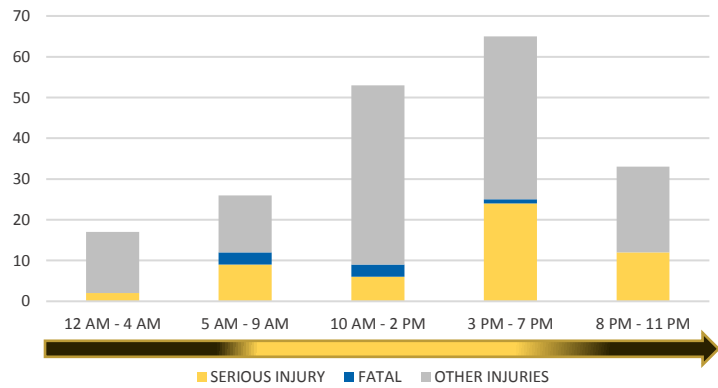


SUWANNEE COUNTY 2019 Lane Departure Crash Data Summary

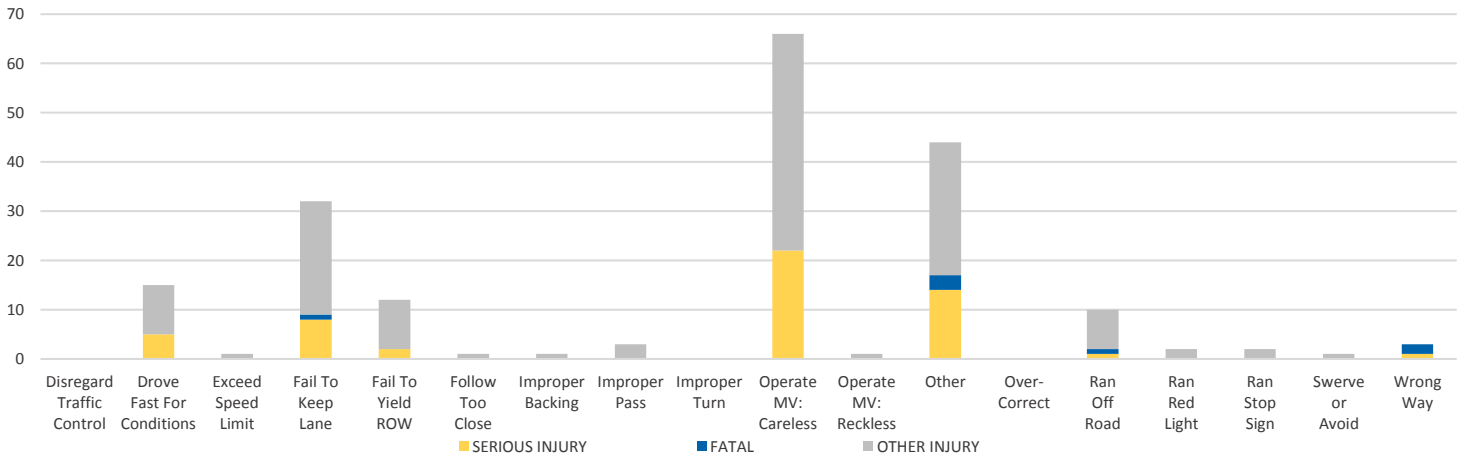
LIGHTING



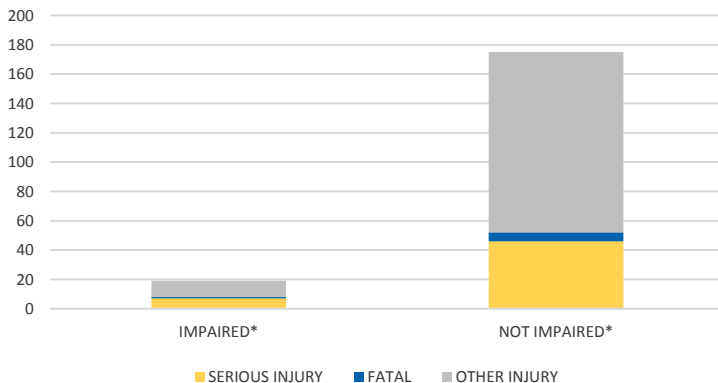
TIME OF DAY



DRIVER CAUSE OF CRASH



IMPAIRED



ROAD CLASSIFICATION	2-LANE	MULTILANE	OTHER	TOTAL
INTERSTATE/EXPRESSWAY	-	27	-	27
URBAN	1	1	7	9
SUBURBAN	0	0	0	0
RURAL	15	1	17	33
PARKING LOT	-	-	35	35
UNDOCUMENTED	-	-	244	244
ON- & OFF-RAMP	-	-	2	2
TOTAL	16	29	305	350

NOTE: Fatal/Serious/Other Injury in bar graphs indicates persons not crashes.
 SOURCES: 2019 CARS data (unofficial at time of report)