

District 2 Community Traffic Safety Program

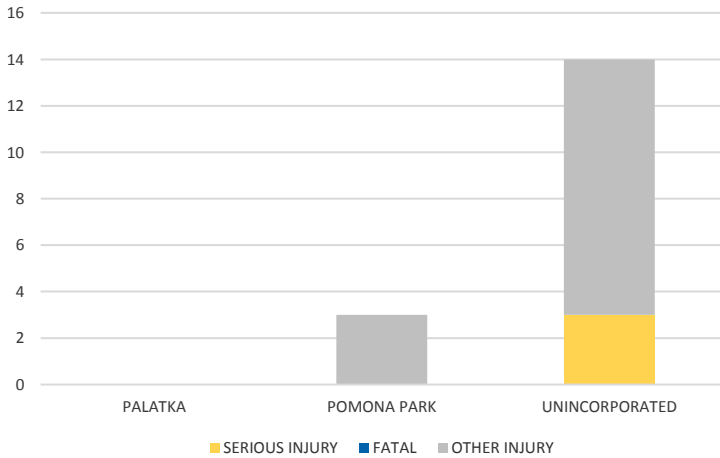


# PUTNAM COUNTY 2019 Work Zone Crash Data Summary

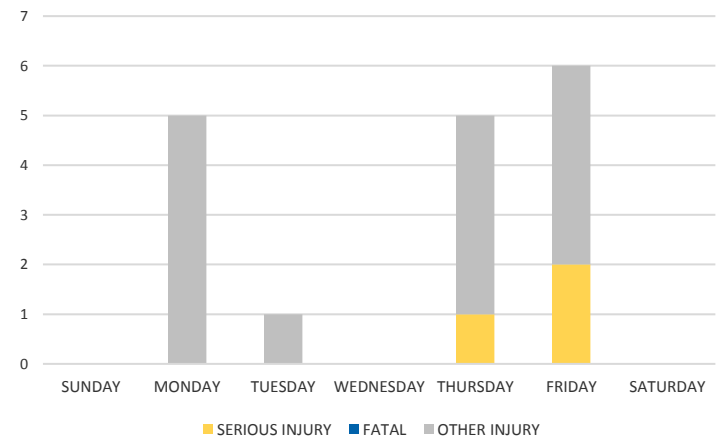
Severity	Putnam County					District 2	
	Fatal	Incapacitating Injury	Non-Incapacitating Injury	Possible Injury	No Injury/ Property Damage Only*	Total	
Crashes	0	2	5	3	12	22	1,059
People Injured	0	3	7	7	N/A	17	534

**Note:** Crash severity is determined from the highest injury type in the crash (i.e. if a crash had both a fatal and a serious it is determined to be a fatal crash).

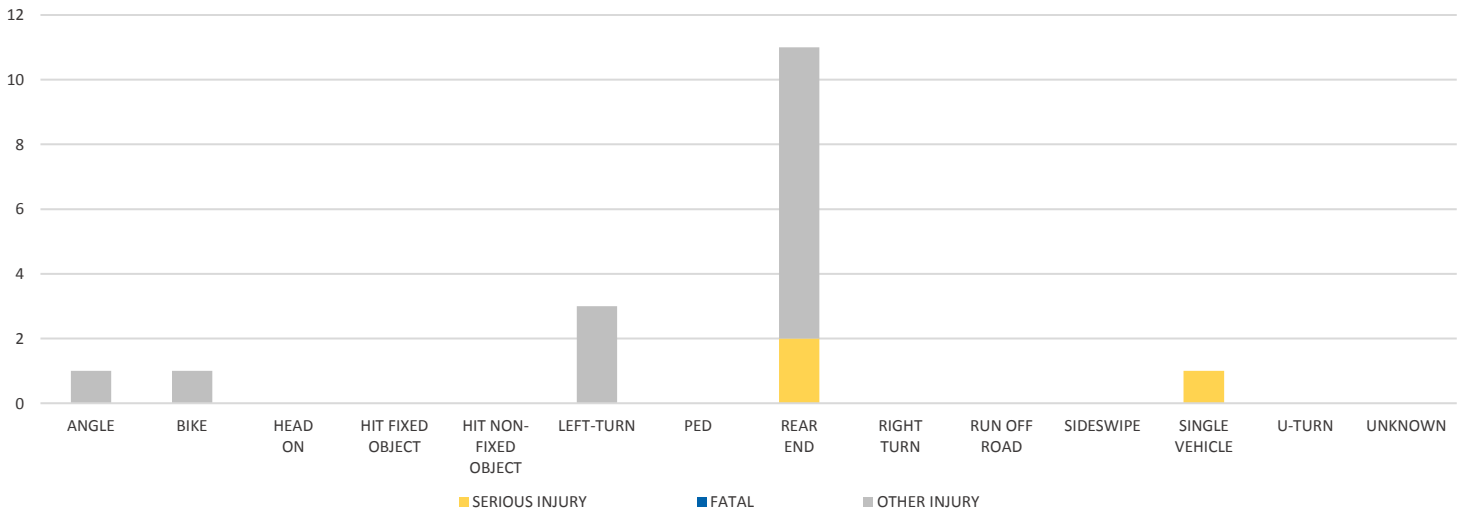
**CITY**



**DAY OF WEEK**



**CRASH TYPE**



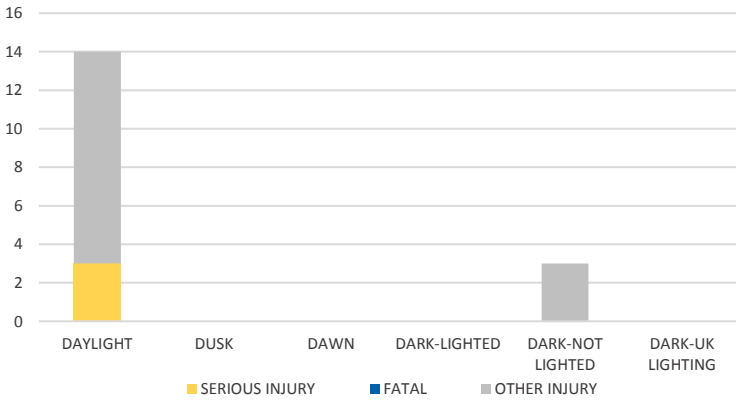
**NOTE:** Fatal/Serious/Other Injury in bar graphs indicates persons not crashes.  
**SOURCES:** 2019 CARS data (unofficial at time of report)

District 2 Community Traffic Safety Program

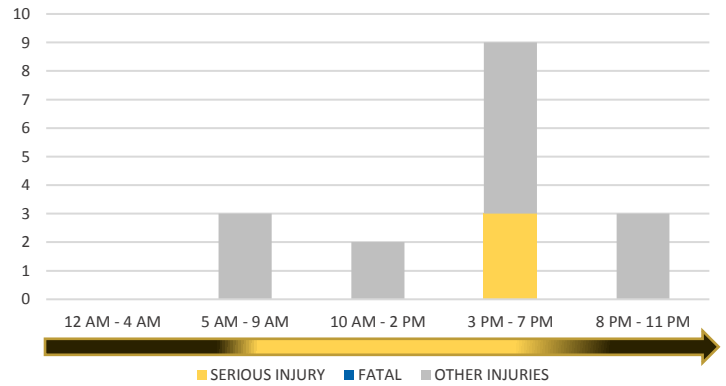


# PUTNAM COUNTY 2019 Work Zone Crash Data Summary

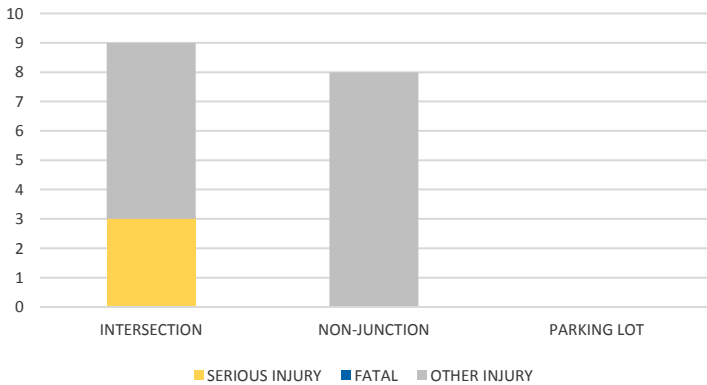
**LIGHTING**



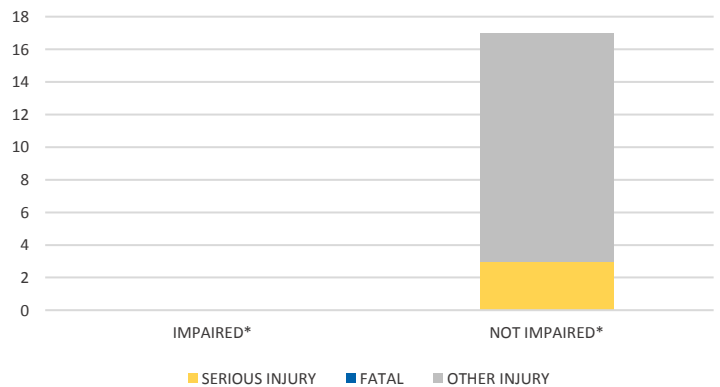
**TIME OF DAY**



**LOCATION ON ROADWAY**



**IMPAIRED**



**COMMERCIAL MOTOR VEHICLE (CMV) CRASHES VS TOTAL CRASHES**

Severity	CMV	All	% CMV
Fatal	0	0	0%
Incapacitating Injury	0	2	0%
Non-Incapacitating Injury	1	5	20%
Possible Injury	0	3	0%
No Injury/Property Damage Only	3	12	25%
<b>Total</b>	<b>4</b>	<b>22</b>	<b>18%</b>

NOTE: Fatal/Serious/Other Injury in bar graphs indicates persons not crashes.  
SOURCES: 2019 CARS data (unofficial at time of report)