

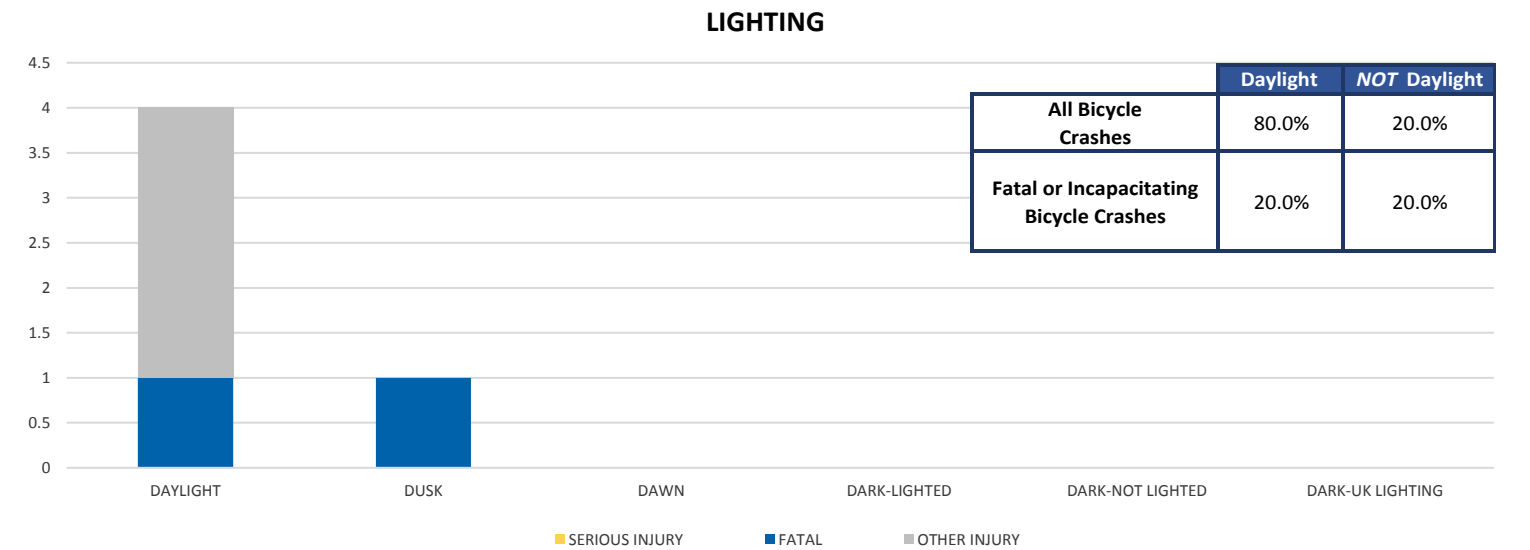
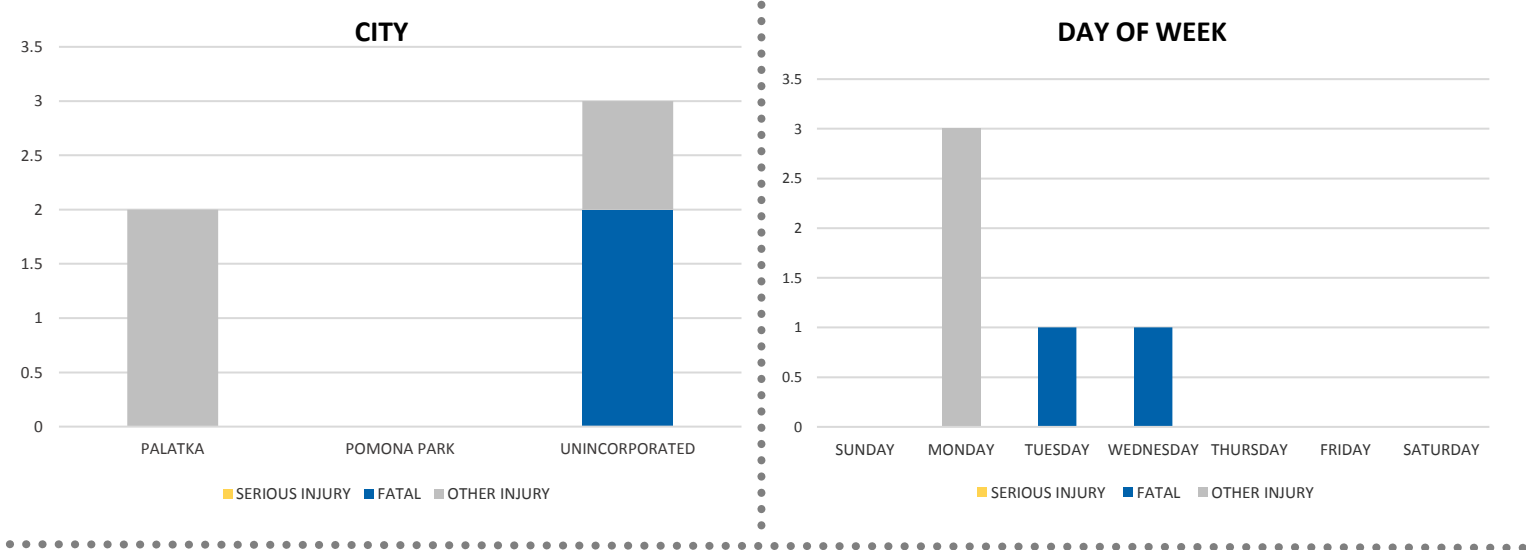
District 2 Community Traffic Safety Program



PUTNAM COUNTY 2019 Bicycle Crash Data Summary

Severity	Putnam County					District 2	
	Fatal	Incapacitating Injury	Non-Incapacitating Injury	Possible Injury	No Injury/ Property Damage Only*	Total	
Crashes	2	0	3	0	0	5	632
People Injured	2	0	3	0	N/A	5	540

Note: Crash severity is determined from the highest injury type in the crash (i.e. if a crash had both a fatal and a serious it is determined to be a fatal crash).



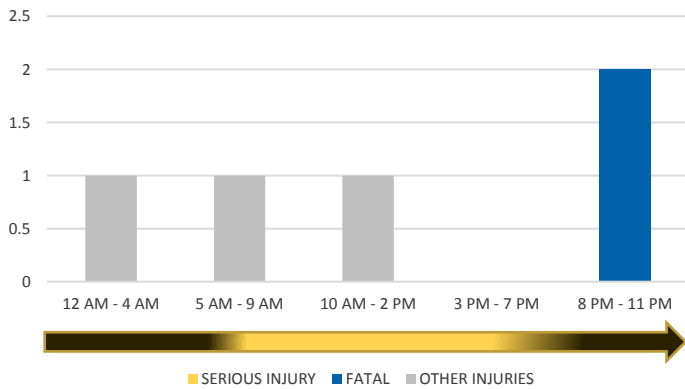
NOTE: Fatal/Serious/Other Injury in bar graphs indicates persons not crashes.
SOURCES: 2019 CARS data (unofficial at time of report)

District 2 Community Traffic Safety Program

PUTNAM COUNTY 2019 Bicycle Crash Data Summary

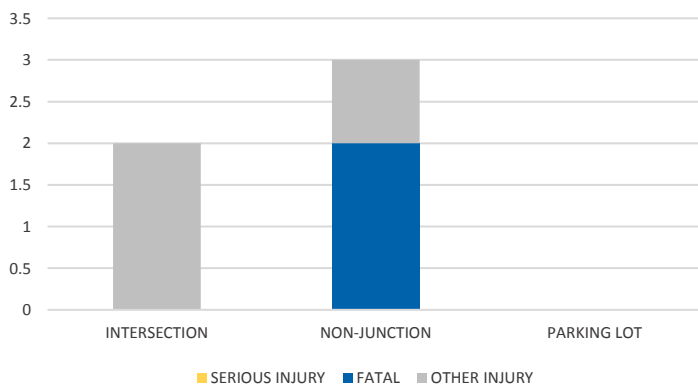


TIME OF DAY

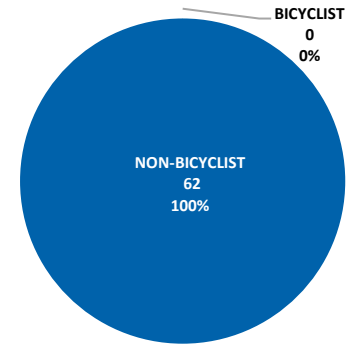


Driver Contributing Cause		Bicyclist Contributing Cause	
Operated MV in Careless or Negligent Manner	1	Dart/Dash	1
Swerved or Avoided : Due to Wind, Slippery Surface, MV, Object, Non-Motorist in Roadway, etc	1	No Improper Action	3
No Contributing Action	3	Failure to Yield Right-Of-Way	1
Total	5	Total	5

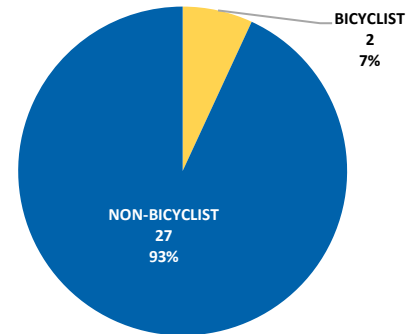
LOCATION ON ROADWAY



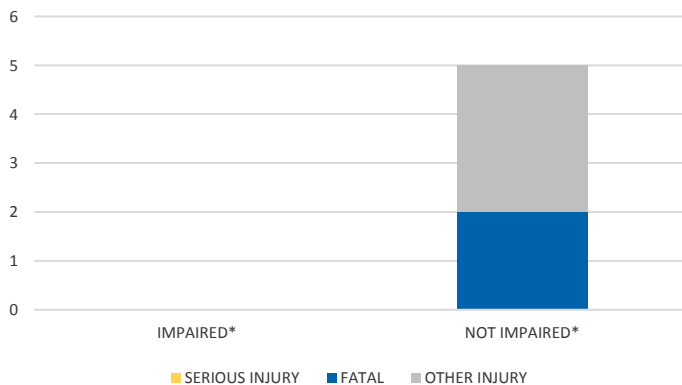
BICYCLIST SERIOUS INJURY CRASHES VS TOTAL SERIOUS INJURY CRASHES



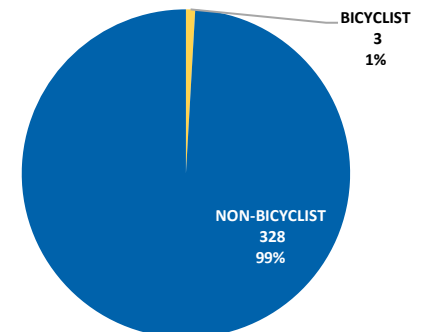
BICYCLIST FATAL CRASHES VS TOTAL FATAL CRASHES



IMPAIRED



BICYCLIST OTHER INJURY CRASHES VS TOTAL OTHER INJURY CRASHES



*Involving alcohol and/or drugs by pedestrian and/or driver.