

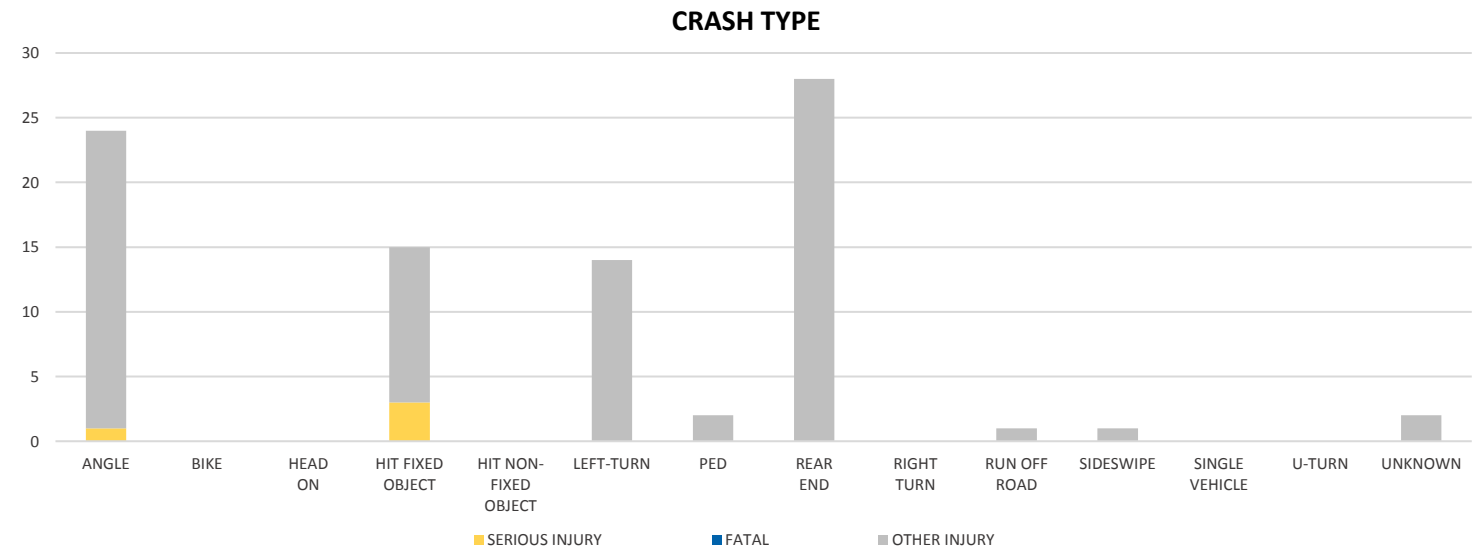
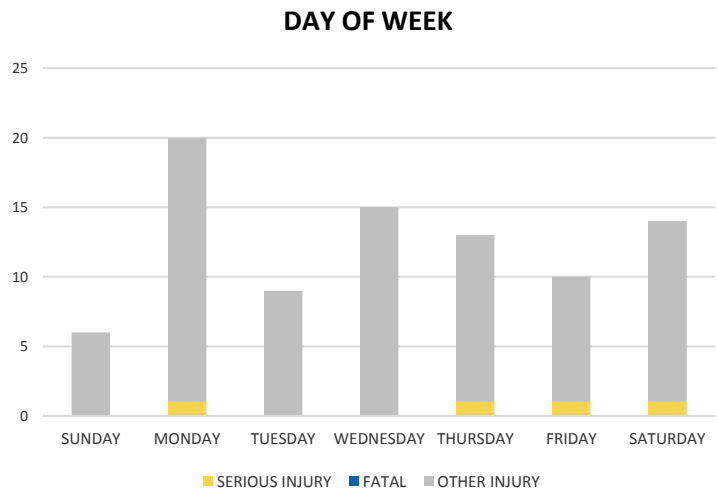
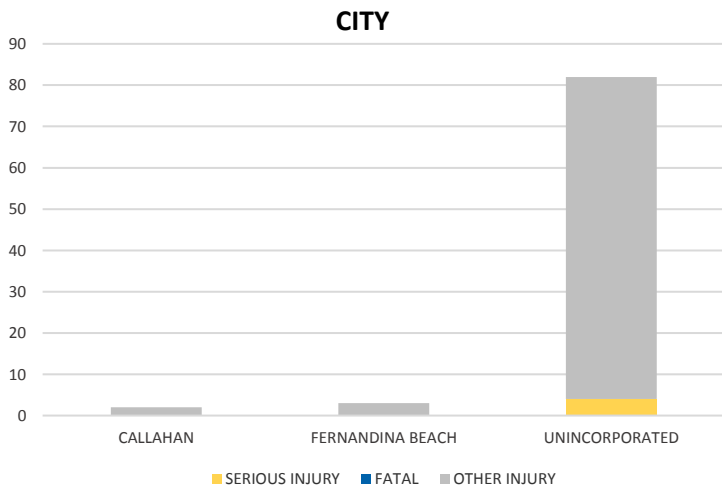
District 2 Community Traffic Safety Program



# NASSAU COUNTY 2019 Work Zone Crash Data Summary

Severity	Nassau County					District 2	
	Fatal	Incapacitating Injury	Non-Incapacitating Injury	Possible Injury	No Injury/ Property Damage Only*	Total	
Crashes	0	4	32	17	90	143	1,059
People Injured	0	4	50	33	N/A	87	534

**Note:** Crash severity is determined from the highest injury type in the crash (i.e. if a crash had both a fatal and a serious it is determined to be a fatal crash).



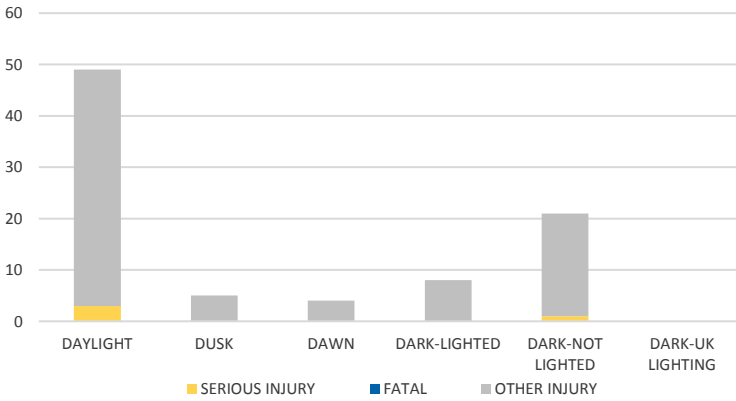
**NOTE:** Fatal/Serious/Other Injury in bar graphs indicates persons not crashes.  
**SOURCES:** 2019 CARS data (unofficial at time of report)

District 2 Community Traffic Safety Program

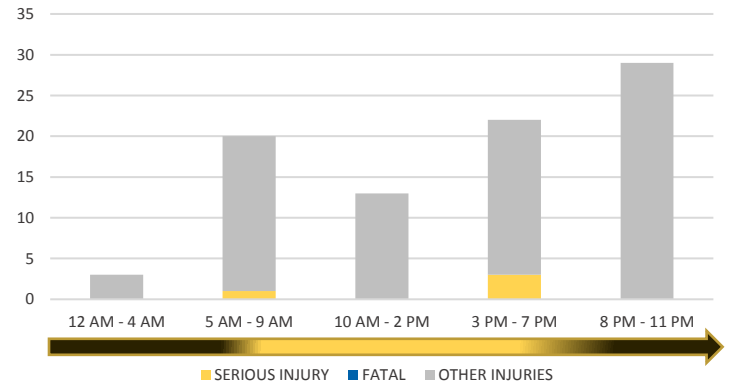


# NASSAU COUNTY 2019 Work Zone Crash Data Summary

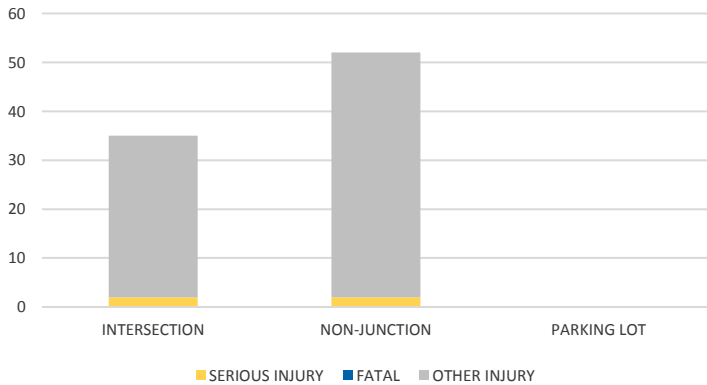
**LIGHTING**



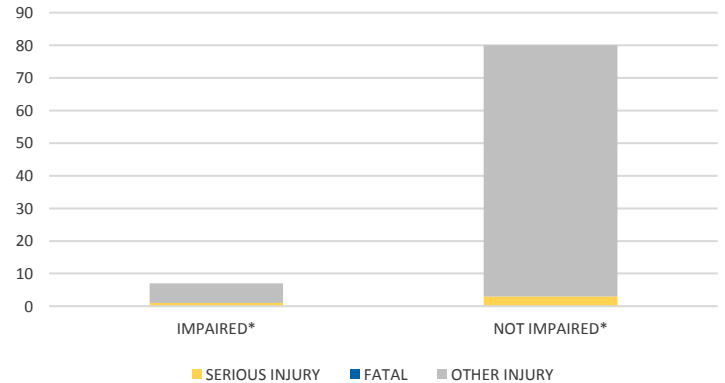
**TIME OF DAY**



**LOCATION ON ROADWAY**



**IMPAIRED**



**COMMERCIAL MOTOR VEHICLE (CMV) CRASHES VS TOTAL CRASHES**

Severity	CMV	All	% CMV
Fatal	0	0	0%
Incapacitating Injury	0	4	0%
Non-Incapacitating Injury	1	32	3%
Possible Injury	2	17	12%
No Injury/Property Damage Only	26	90	29%
<b>Total</b>	<b>29</b>	<b>143</b>	<b>20%</b>

NOTE: Fatal/Serious/Other Injury in bar graphs indicates persons not crashes.  
SOURCES: 2019 CARS data (unofficial at time of report)