

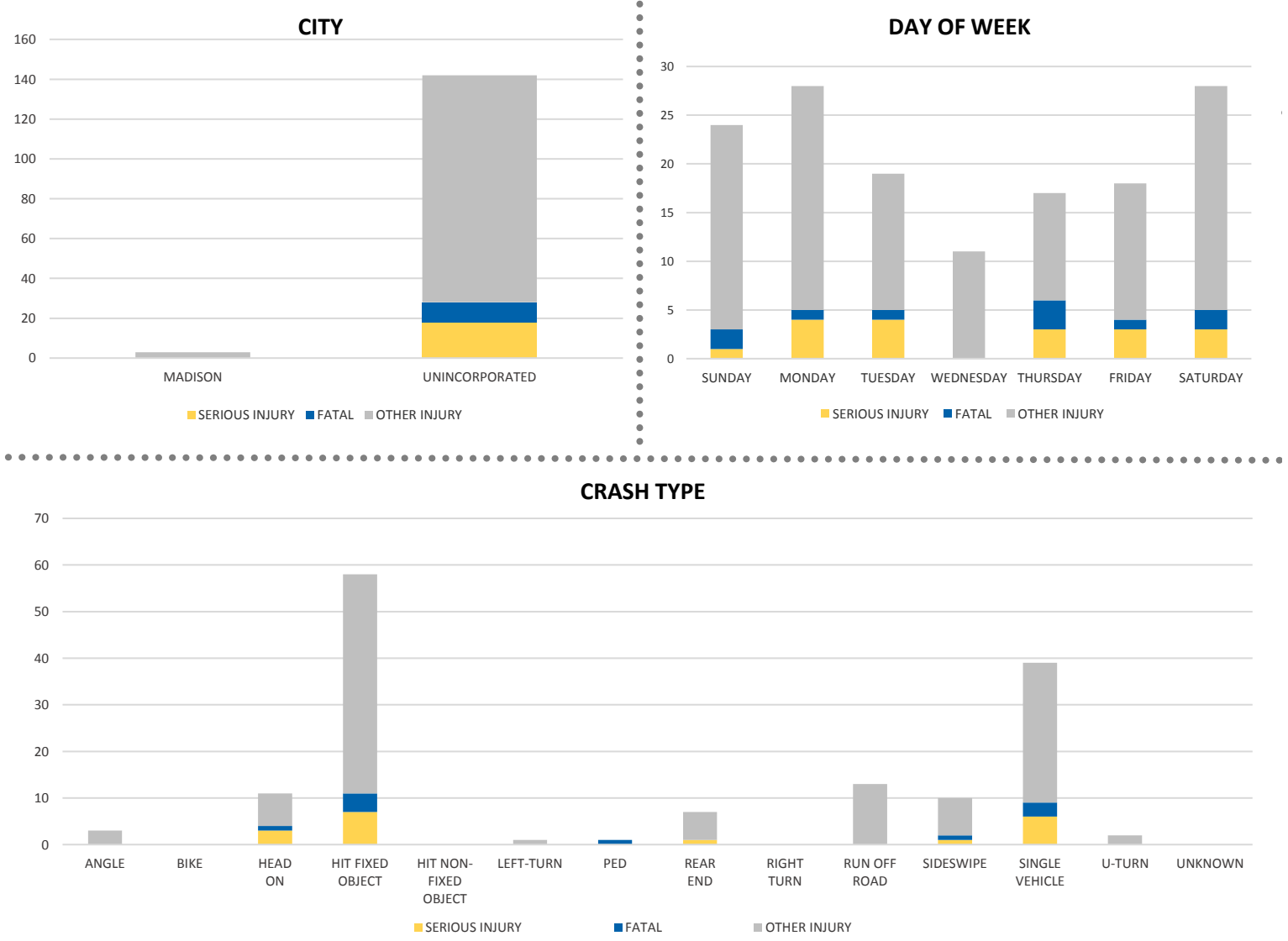
District 2 Community Traffic Safety Program



MADISON COUNTY 2019 Lane Departure Crash Data Summary

Severity	Madison County					District 2	
	Fatal	Incapacitating Injury	Non-Incapacitating Injury	Possible Injury	No Injury/ Property Damage Only*	Total	
Crashes	10	11	56	23	165	265	21,597
People Injured	10	18	69	48	N/A	145	7,696

Note: Crash severity is determined from the highest injury type in the crash (i.e. if a crash had both a fatal and a serious it is determined to be a fatal crash).



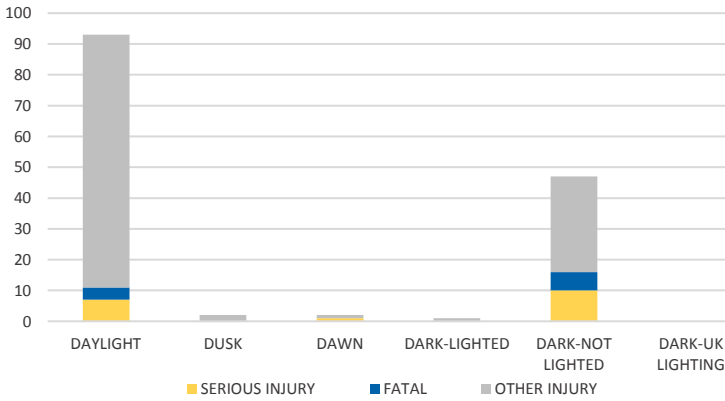
NOTE: Fatal/Serious/Other Injury in bar graphs indicates persons not crashes.
SOURCES: 2019 CARS data (unofficial at time of report)

District 2 Community Traffic Safety Program

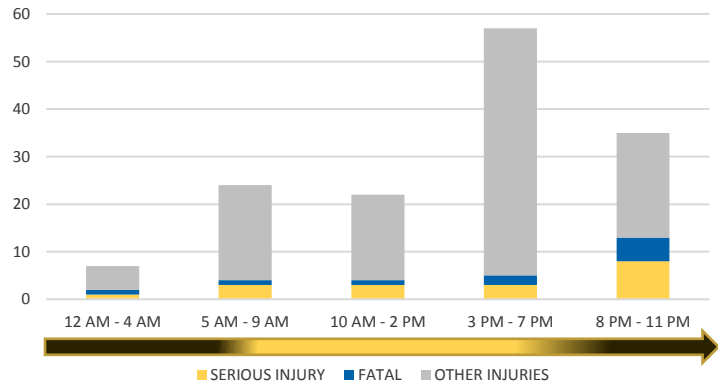


MADISON COUNTY 2019 Lane Departure Crash Data Summary

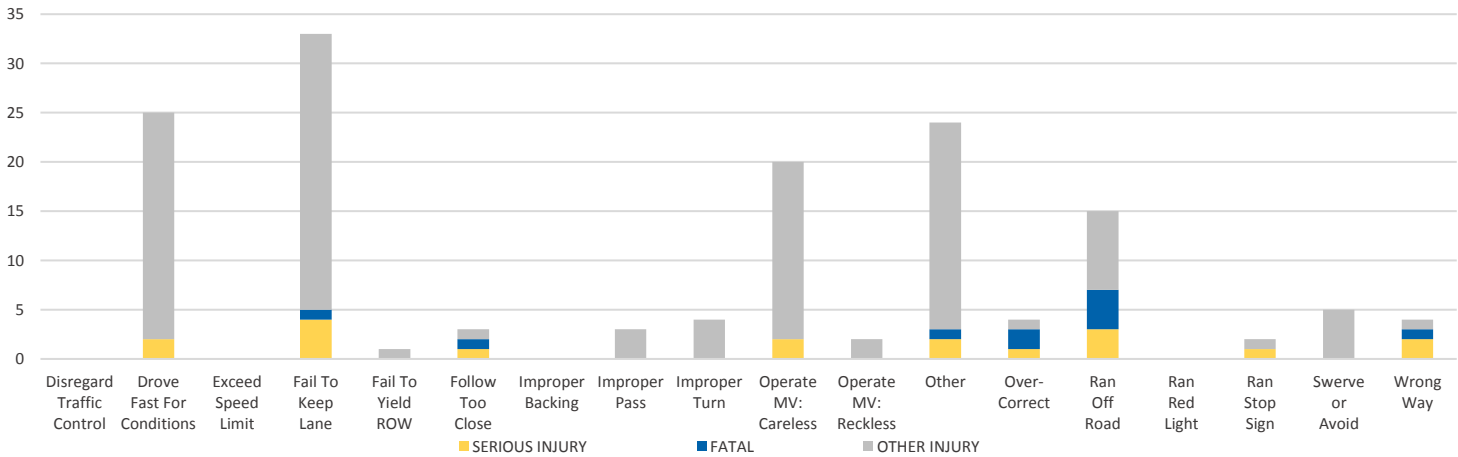
LIGHTING



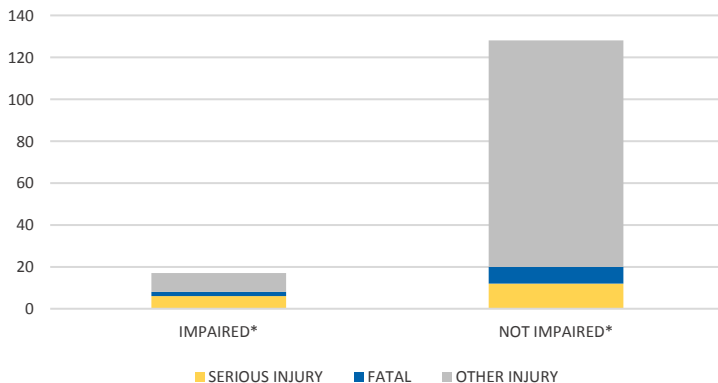
TIME OF DAY



DRIVER CAUSE OF CRASH



IMPAIRED



ROAD CLASSIFICATION	2-LANE	MULTILANE	OTHER	TOTAL
INTERSTATE/EXPRESSWAY	-	24	-	24
URBAN	0	0	0	0
SUBURBAN	0	0	0	0
RURAL	10	0	9	19
PARKING LOT	-	-	42	42
UNDOCUMENTED	-	-	180	180
ON- & OFF-RAMP	-	-	0	0
TOTAL	10	24	231	265

NOTE: Fatal/Serious/Other Injury in bar graphs indicates persons not crashes.
 SOURCES: 2019 CARS data (unofficial at time of report)