


District 2 Community Traffic Safety Program



LEVY COUNTY 2019 Work Zone Crash Data Summary

Severity	Levy County					District 2	
	Fatal	Incapacitating Injury	Non-Incapacitating Injury	Possible Injury	No Injury/ Property Damage Only*	Total	
Crashes	0	0	0	0	7	7	1,059
People Injured	0	0	0	0	N/A	0	534

Note: Crash severity is determined from the highest injury type in the crash (i.e. if a crash had both a fatal and a serious it is determined to be a fatal crash).



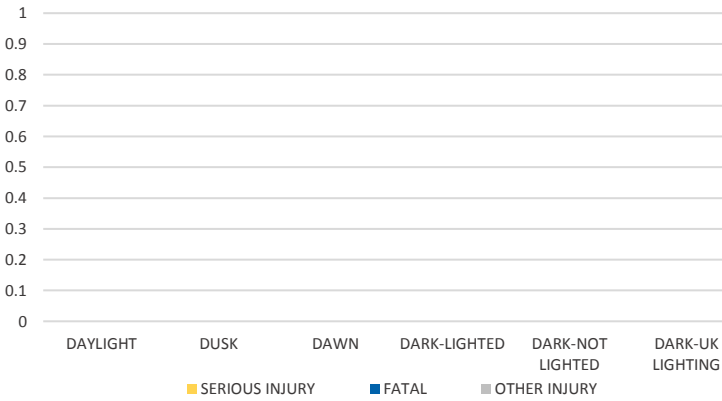
NOTE: Fatal/Serious/Other Injury in bar graphs indicates persons not crashes.
SOURCES: 2019 CARS data (unofficial at time of report)

District 2 Community Traffic Safety Program

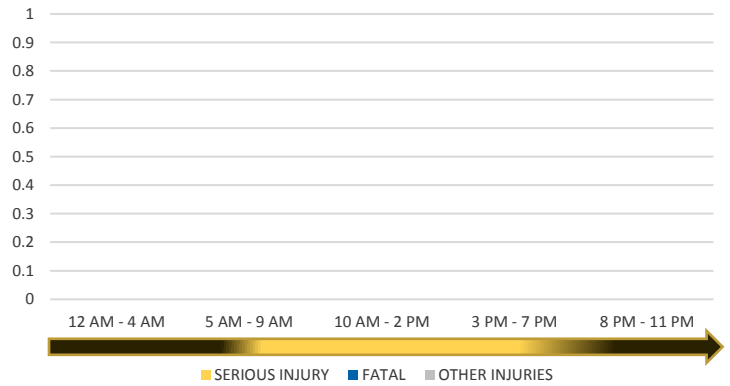


LEVY COUNTY 2019 Work Zone Crash Data Summary

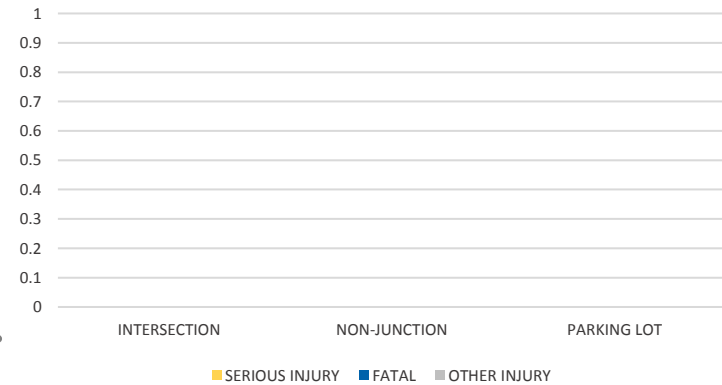
LIGHTING



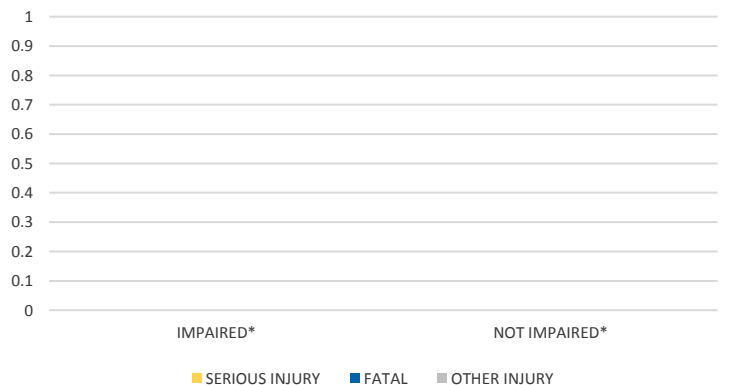
TIME OF DAY



LOCATION ON ROADWAY



IMPAIRED



COMMERCIAL MOTOR VEHICLE (CMV) CRASHES VS TOTAL CRASHES			
Severity	CMV	All	% CMV
<i>Fatal</i>	0	0	0%
<i>Incapacitating Injury</i>	0	0	0%
<i>Non-Incapacitating Injury</i>	0	0	0%
<i>Possible Injury</i>	0	0	0%
<i>No Injury/Property Damage Only</i>	1	7	14%
Total	1	7	14%

NOTE: Fatal/Serious/Other Injury in bar graphs indicates persons not crashes.
 SOURCES: 2019 CARS data (unofficial at time of report)