

District 2 Community Traffic Safety Program

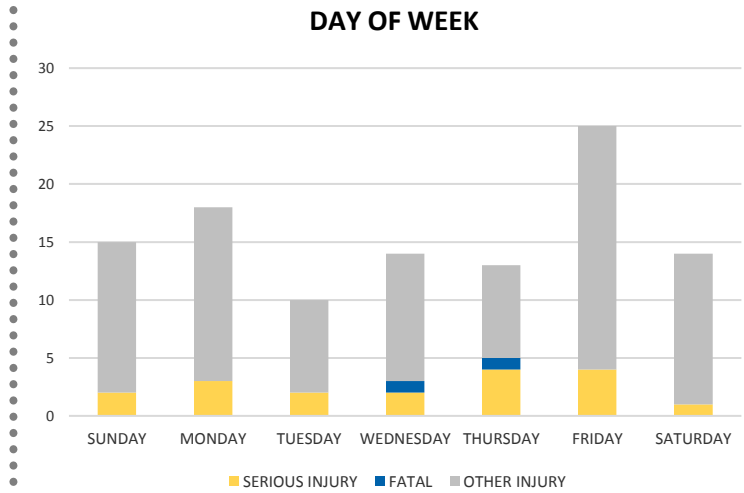
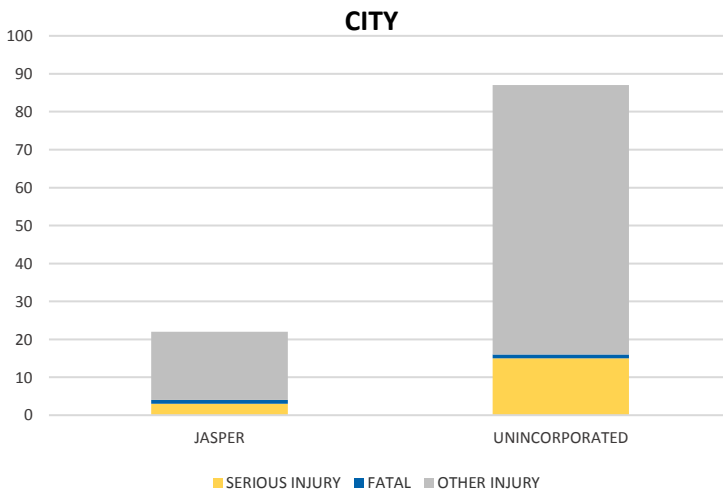


HAMILTON COUNTY

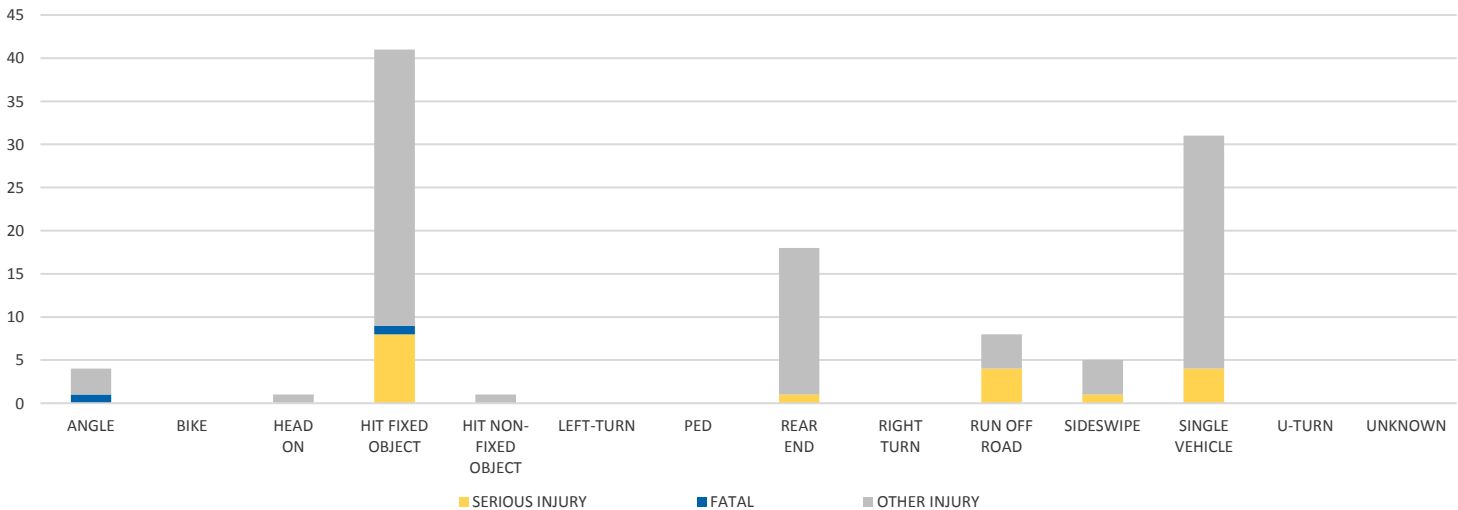
2019 Lane Departure Crash Data Summary

Severity	Hamilton County					District 2	
	Fatal	Incapacitating Injury	Non-Incapacitating Injury	Possible Injury	No Injury/ Property Damage Only*	Total	
Crashes	2	17	27	30	133	209	21,597
People Injured	2	18	33	56	N/A	109	7,696

Note: Crash severity is determined from the highest injury type in the crash (i.e. if a crash had both a fatal and a serious it is determined to be a fatal crash).



CRASH TYPE



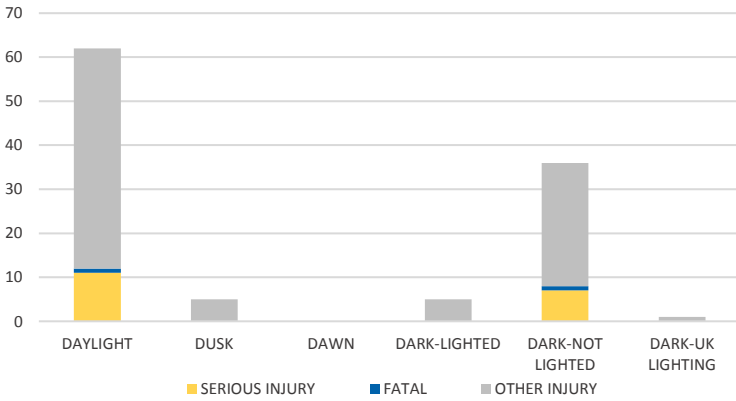
NOTE: Fatal/Serious/Other Injury in bar graphs indicates persons not crashes.
 SOURCES: 2019 CARS data (unofficial at time of report)

District 2 Community Traffic Safety Program

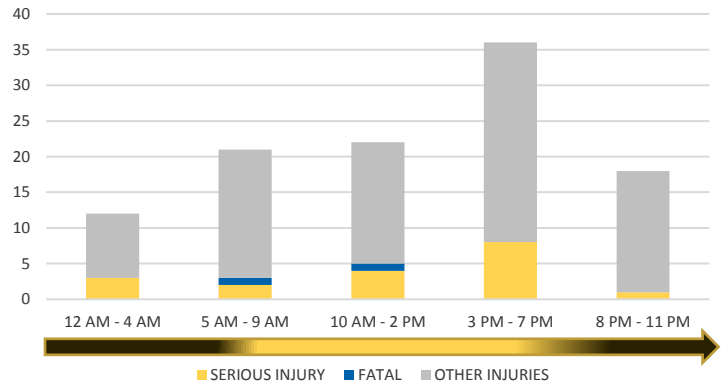


HAMILTON COUNTY 2019 Lane Departure Crash Data Summary

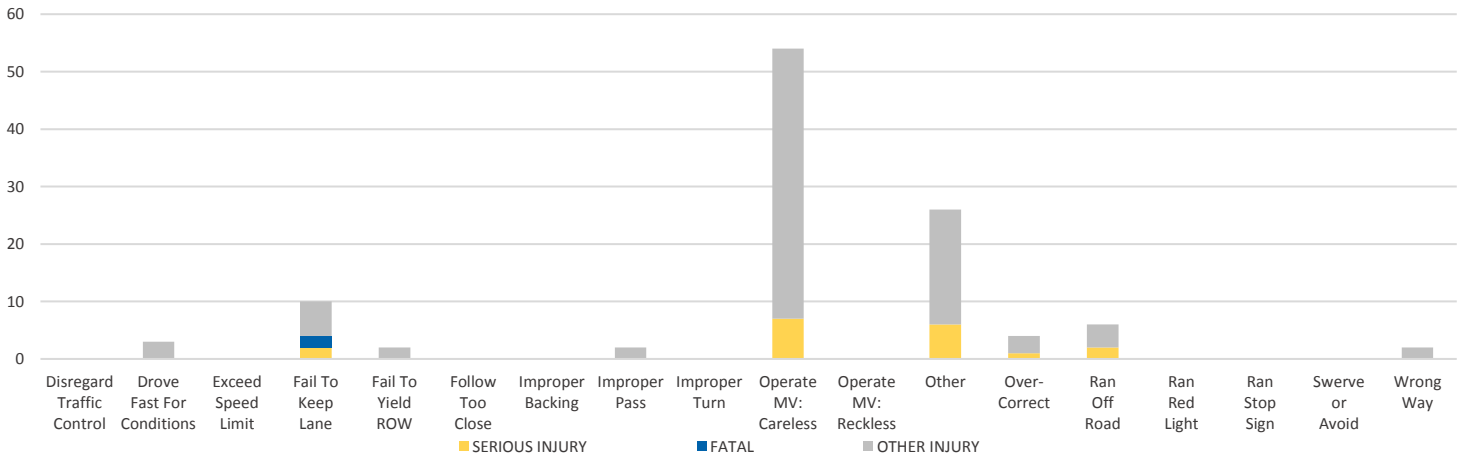
LIGHTING



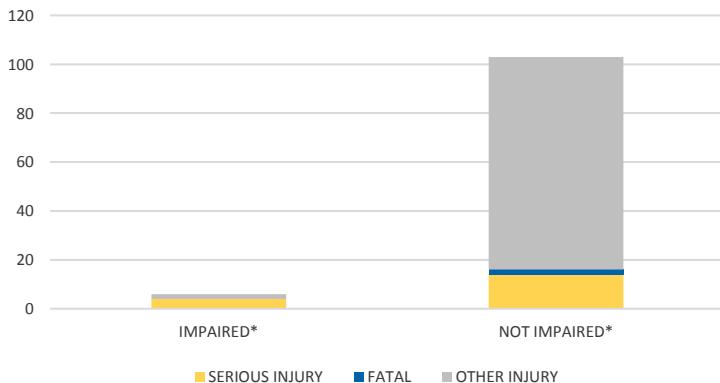
TIME OF DAY



DRIVER CAUSE OF CRASH



IMPAIRED



ROAD CLASSIFICATION	2-LANE	MULTILANE	OTHER	TOTAL
INTERSTATE/EXPRESSWAY	-	32	-	32
URBAN	3	0	0	3
SUBURBAN	0	0	0	0
RURAL	4	0	5	9
PARKING LOT	-	-	29	29
UNDOCUMENTED	-	-	135	135
ON- & OFF-RAMP	-	-	1	1
TOTAL	7	32	170	209

NOTE: Fatal/Serious/Other Injury in bar graphs indicates persons not crashes.
SOURCES: 2019 CARS data (unofficial at time of report)