

District 2 Community Traffic Safety Program

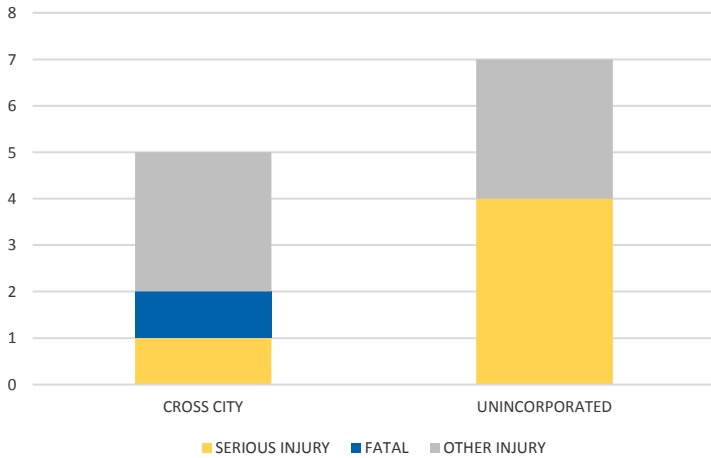


DIXIE COUNTY 2019 Work Zone Crash Data Summary

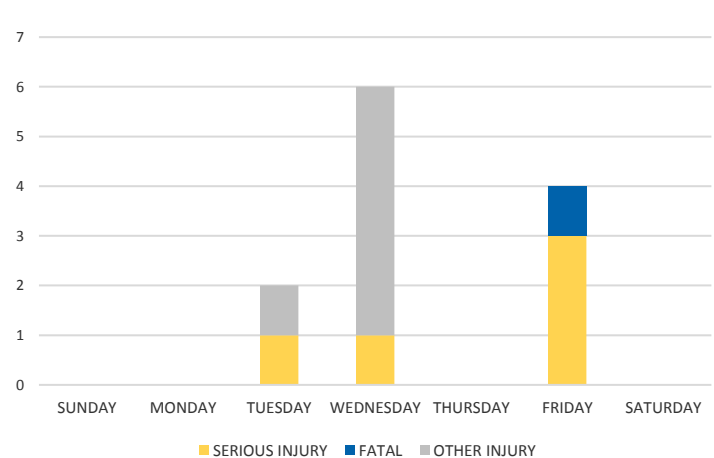
Severity	Dixie County					District 2	
	Fatal	Incapacitating Injury	Non-Incapacitating Injury	Possible Injury	No Injury/ Property Damage Only*	Total	
Crashes	1	3	1	0	2	7	1,059
People Injured	1	5	2	4	N/A	12	534

Note: Crash severity is determined from the highest injury type in the crash (i.e. if a crash had both a fatal and a serious it is determined to be a fatal crash).

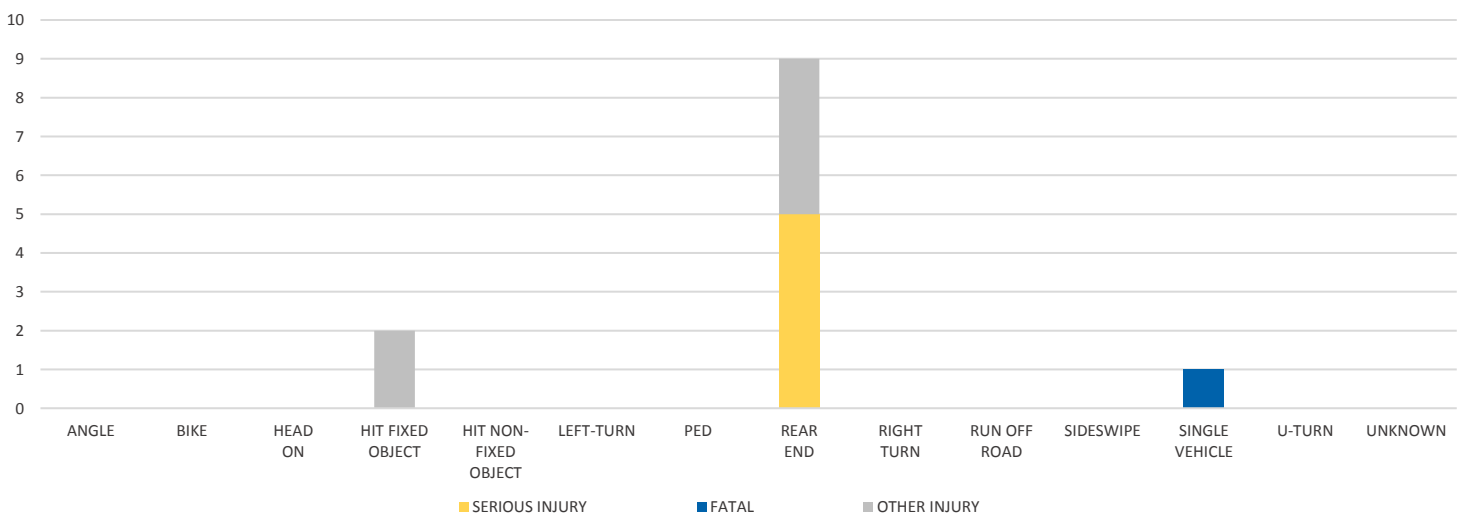
CITY



DAY OF WEEK



CRASH TYPE



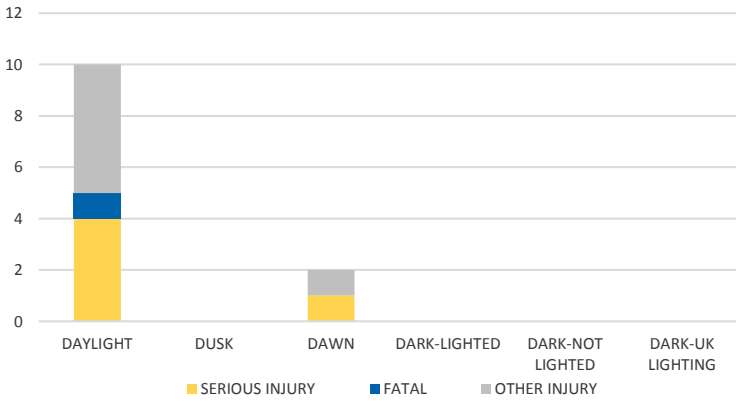
NOTE: Fatal/Serious/Other Injury in bar graphs indicates persons not crashes.
SOURCES: 2019 CARS data (unofficial at time of report)

District 2 Community Traffic Safety Program

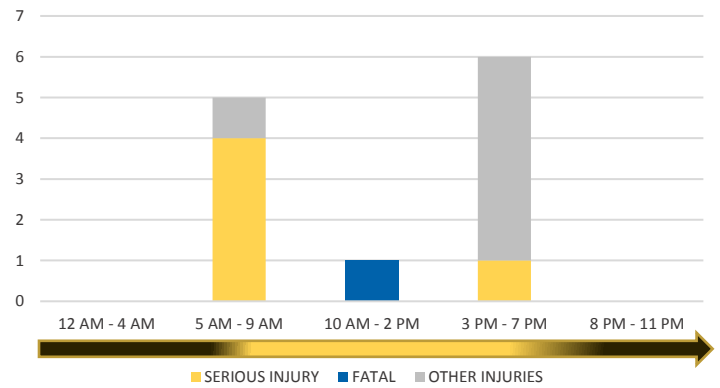


DIXIE COUNTY 2019 Work Zone Crash Data Summary

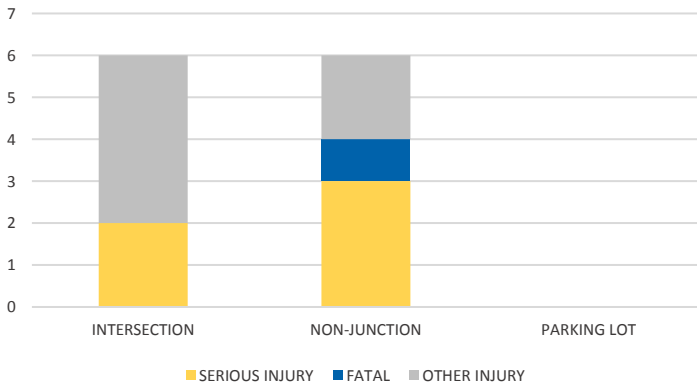
LIGHTING



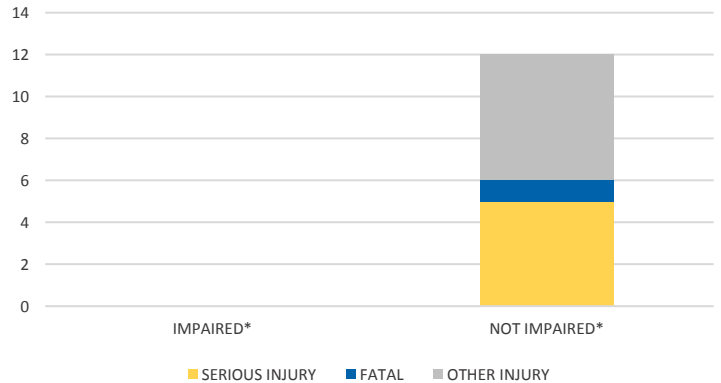
TIME OF DAY



LOCATION ON ROADWAY



IMPAIRED



COMMERCIAL MOTOR VEHICLE (CMV) CRASHES VS TOTAL CRASHES

Severity	CMV	All	% CMV
Fatal	0	1	0%
Incapacitating Injury	1	3	33%
Non-Incapacitating Injury	1	1	100%
Possible Injury	0	0	0%
No Injury/Property Damage Only	0	2	0%
Total	2	7	29%

NOTE: Fatal/Serious/Other Injury in bar graphs indicates persons not crashes.
 SOURCES: 2019 CARS data (unofficial at time of report)