

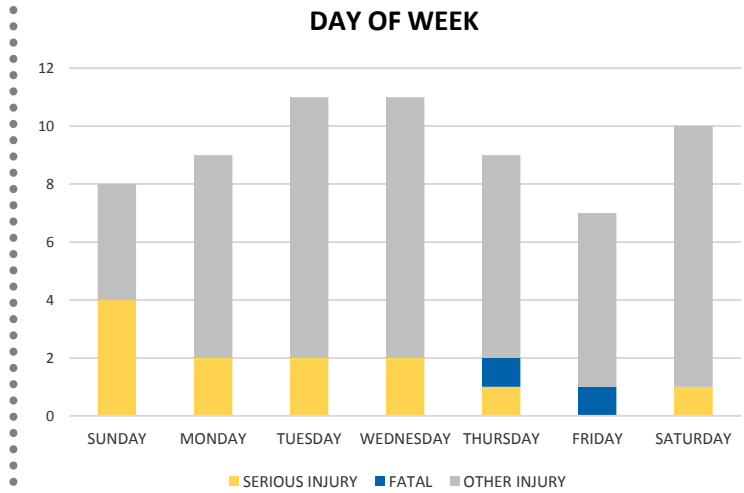
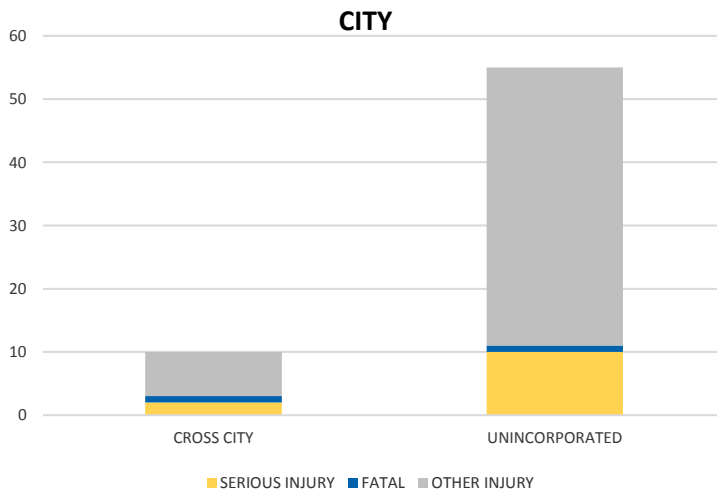
District 2 Community Traffic Safety Program



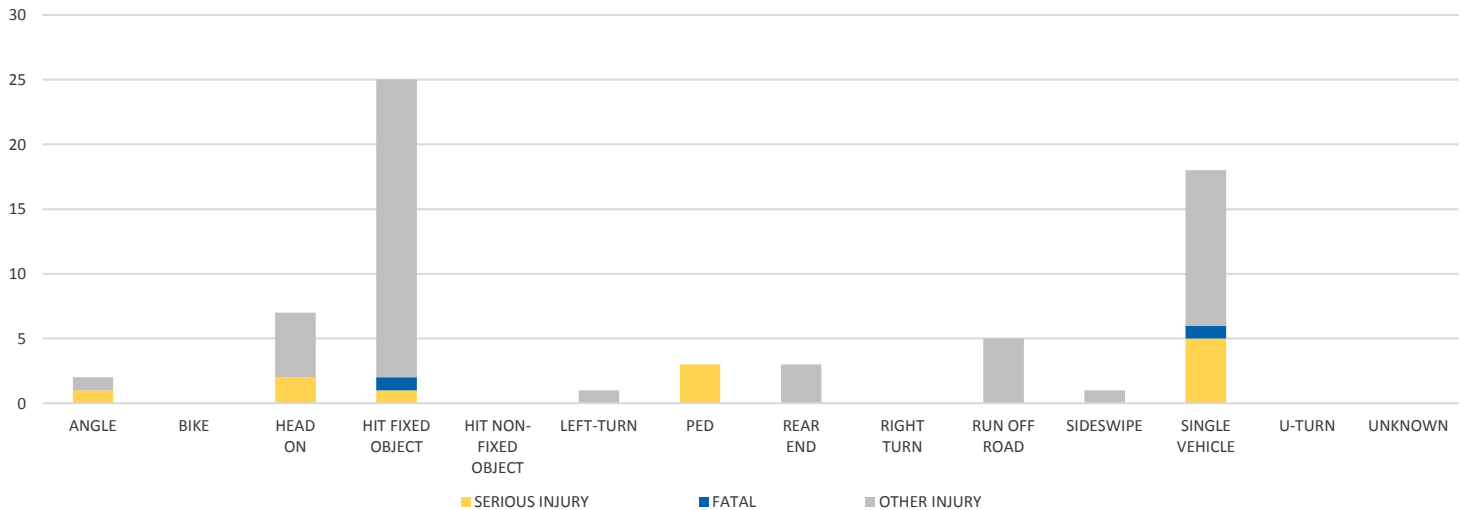
DIXIE COUNTY 2019 Lane Departure Crash Data Summary

Severity	Dixie County					District 2	
	Fatal	Incapacitating Injury	Non-Incapacitating Injury	Possible Injury	No Injury/ Property Damage Only*	Total	
Crashes	2	10	12	26	67	117	21,597
People Injured	2	12	18	33	N/A	65	7,696

Note: Crash severity is determined from the highest injury type in the crash (i.e. if a crash had both a fatal and a serious it is determined to be a fatal crash).



CRASH TYPE



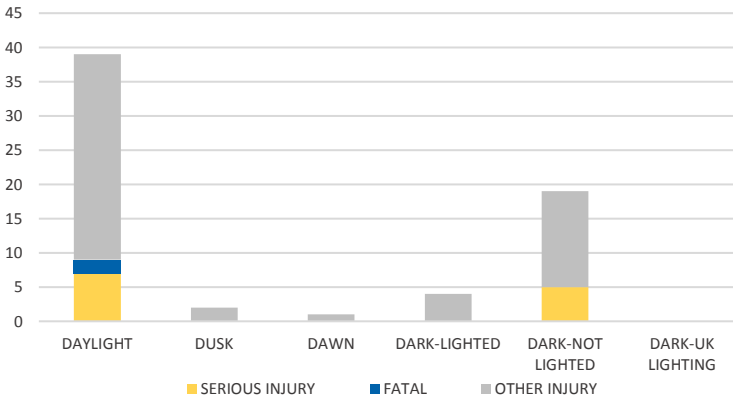
NOTE: Fatal/Serious/Other Injury in bar graphs indicates persons not crashes.
SOURCES: 2019 CARS data (unofficial at time of report)

District 2 Community Traffic Safety Program

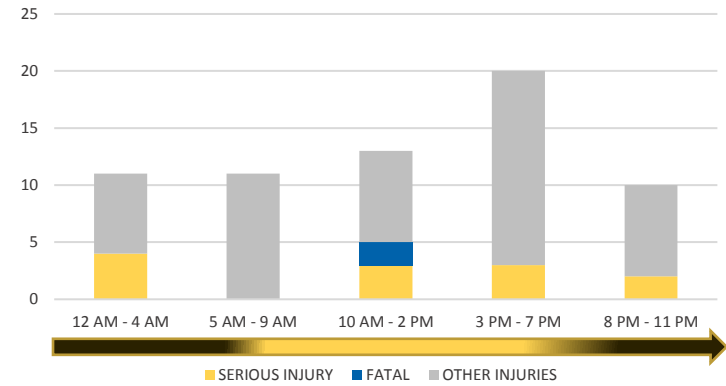


DIXIE COUNTY 2019 Lane Departure Crash Data Summary

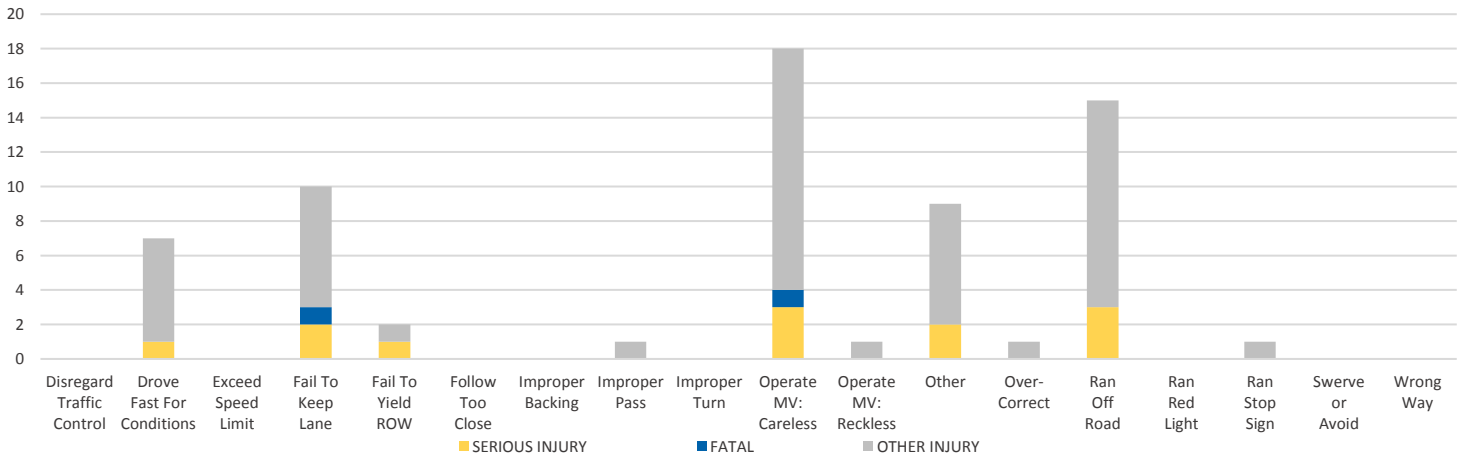
LIGHTING



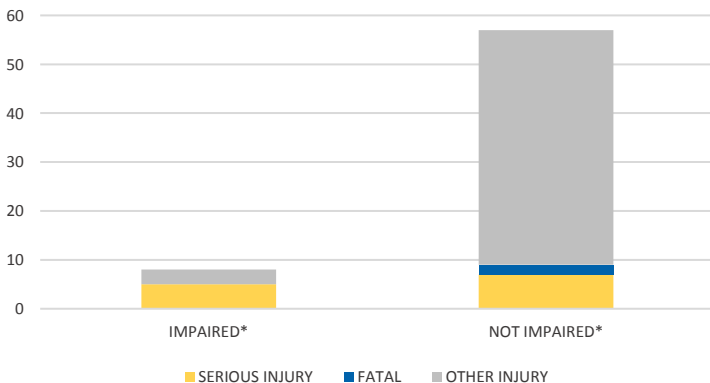
TIME OF DAY



DRIVER CAUSE OF CRASH



IMPAIRED



ROAD CLASSIFICATION	2-LANE	MULTILANE	OTHER	TOTAL
INTERSTATE/EXPRESSWAY	-	0	-	0
URBAN	0	1	0	1
SUBURBAN	0	0	0	0
RURAL	2	11	5	18
PARKING LOT	-	-	2	2
UNDOCUMENTED	-	-	96	96
ON- & OFF-RAMP	-	-	0	0
TOTAL	2	12	103	117

NOTE: Fatal/Serious/Other Injury in bar graphs indicates persons not crashes.
 SOURCES: 2019 CARS data (unofficial at time of report)