

District 2 Community Traffic Safety Program

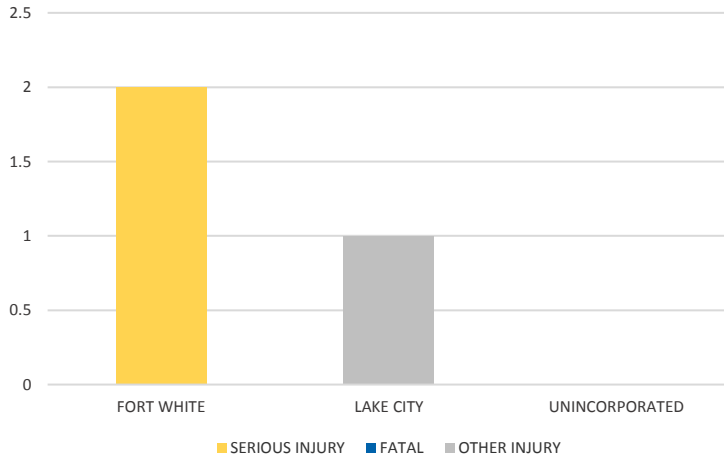


# COLUMBIA COUNTY 2019 Work Zone Crash Data Summary

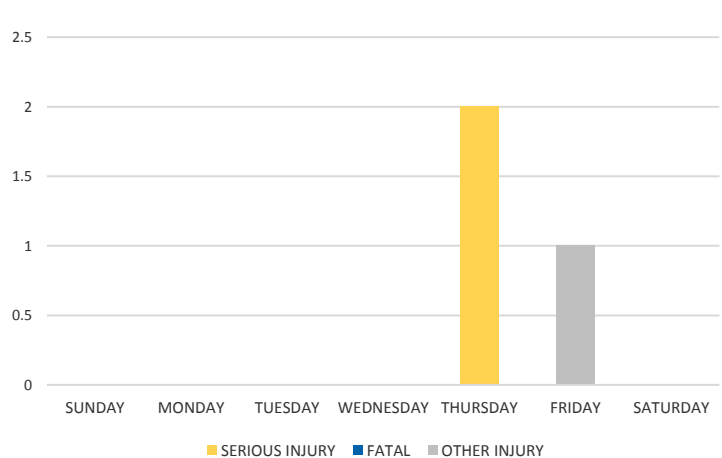
Severity	Columbia County					District 2	
	Fatal	Incapacitating Injury	Non-Incapacitating Injury	Possible Injury	No Injury/ Property Damage Only*	Total	
Crashes	0	1	1	0	6	8	1,059
People Injured	0	2	1	0	N/A	3	534

Note: Crash severity is determined from the highest injury type in the crash (i.e. if a crash had both a fatal and a serious it is determined to be a fatal crash).

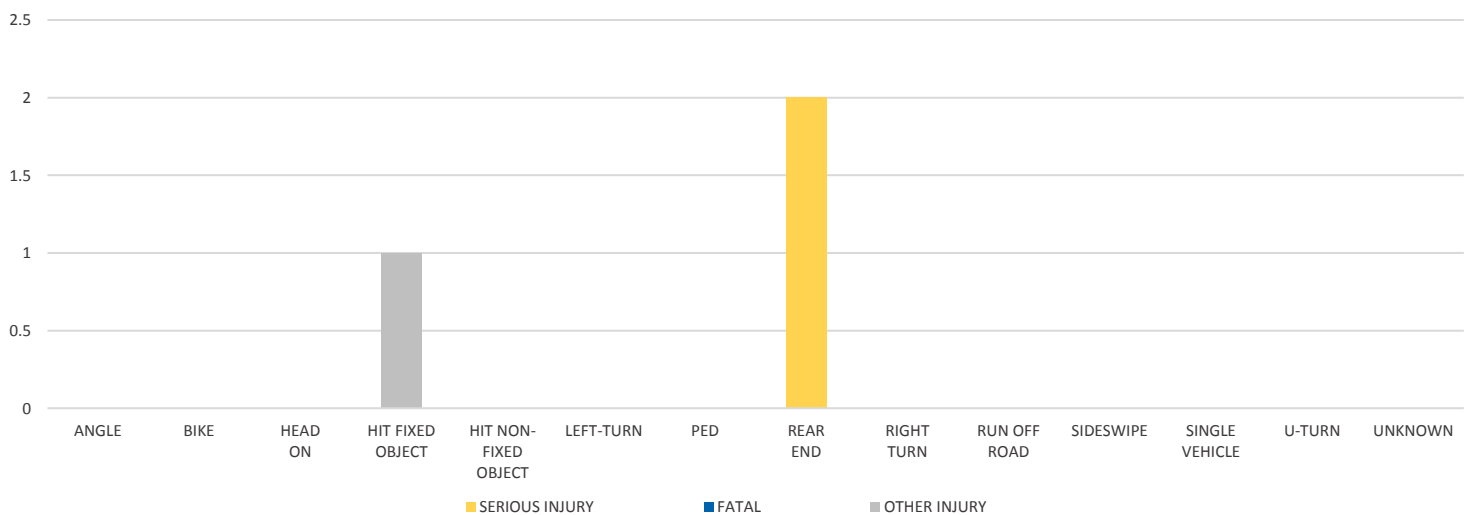
CITY



DAY OF WEEK



CRASH TYPE



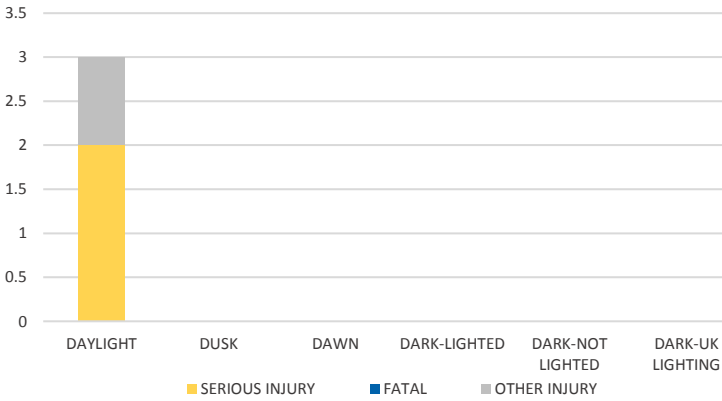
NOTE: Fatal/Serious/Other Injury in bar graphs indicates persons not crashes.  
SOURCES: 2019 CARS data (unofficial at time of report)

District 2 Community Traffic Safety Program

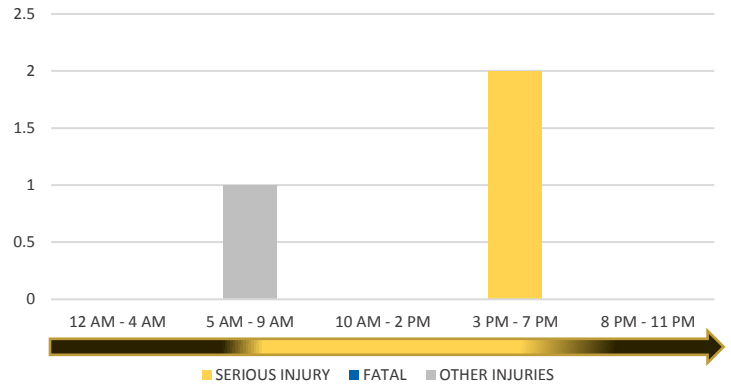


# COLUMBIA COUNTY 2019 Work Zone Crash Data Summary

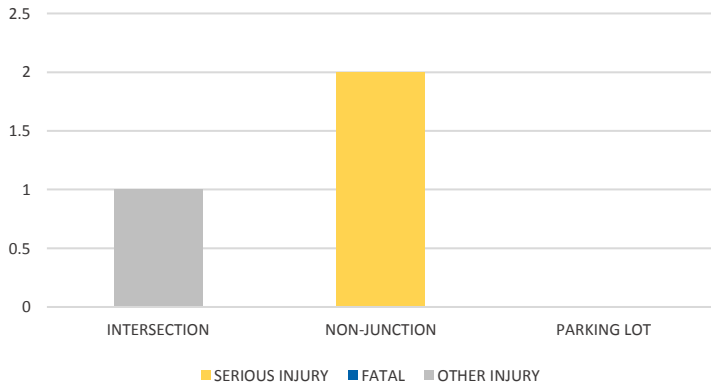
**LIGHTING**



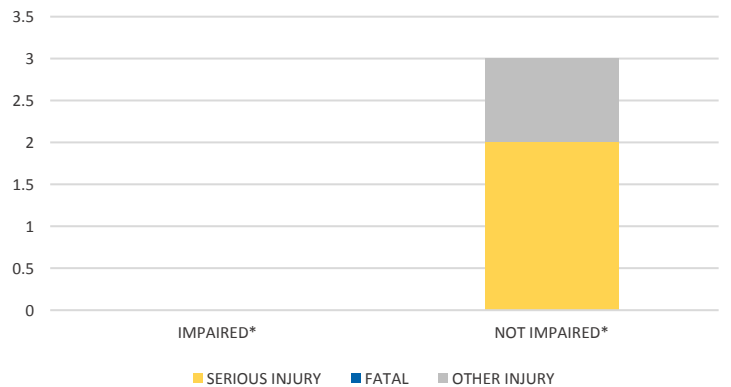
**TIME OF DAY**



**LOCATION ON ROADWAY**



**IMPAIRED**



**COMMERCIAL MOTOR VEHICLE (CMV) CRASHES VS TOTAL CRASHES**

Severity	CMV	All	% CMV
Fatal	0	0	0%
Incapacitating Injury	0	1	0%
Non-Incapacitating Injury	0	1	0%
Possible Injury	0	0	0%
No Injury/Property Damage Only	1	6	17%
<b>Total</b>	<b>1</b>	<b>8</b>	<b>13%</b>

NOTE: Fatal/Serious/Other Injury in bar graphs indicates persons not crashes.  
SOURCES: 2019 CARS data (unofficial at time of report)